

ITALIA		Italia A																
		TOTALE				CASA				FUORI								
Pt	Pg	V	P	S	Gf	Gs	V	P	S	Gf	Gs	V	P	S	Gf	Gs		
1	INTER	92	36	29	5	2	86	19	14	3	1	43	10	15	2	1	43	9
2	MILAN	74	37	22	8	7	73	46	12	3	3	35	14	10	5	4	38	32
3	BOLOGNA	67	36	18	13	5	51	27	12	4	2	30	9	6	9	3	21	18
4	JUVENTUS	67	36	18	13	5	49	28	10	7	1	24	11	8	6	4	25	17
5	ATALANTA	66	36	20	6	10	67	39	12	2	3	37	13	8	4	7	30	26
6	ROMA	60	36	17	9	10	63	44	11	4	3	37	19	6	5	7	26	25
7	LAZIO	59	36	18	5	13	47	37	10	3	5	22	13	8	2	8	25	24
8	FIorentINA	54	36	15	9	12	55	42	10	5	4	37	22	5	4	8	18	20
9	TORINO	53	37	13	14	10	36	33	8	9	2	18	9	5	5	8	18	24
10	NAPOLI	52	37	13	13	11	55	48	6	6	6	24	27	7	7	5	31	21
11	GENOA	46	36	11	13	12	43	44	7	6	5	25	22	4	7	7	18	22
12	MONZA	45	36	11	12	13	39	48	6	6	6	23	25	5	6	7	16	23
13	LECCE	37	37	8	13	16	32	54	6	6	7	17	27	2	7	9	15	27
14	VERONA	34	36	8	10	18	34	48	6	5	7	21	24	2	5	11	13	24
15	UDINESE	33	36	5	18	13	35	52	1	10	7	20	28	4	8	6	15	24
16	CAGLIARI	33	36	7	12	17	38	65	6	7	5	26	29	1	5	12	12	36
17	FROSINONE	32	36	7	11	18	43	68	7	4	7	28	31	0	7	11	15	37
18	EMPOLI	32	36	8	8	20	26	52	4	5	9	13	22	4	3	11	13	30
19	SASSUOLO	29	36	7	8	21	42	72	5	5	8	23	32	2	3	13	19	40
20	SALERNITANA	16	36	2	10	24	28	76	1	5	12	16	36	1	5	12	12	40

ITALIA		Italia C Girone C																
		TOTALE				CASA				FUORI								
Pt	Pg	V	P	S	Gf	Gs	V	P	S	Gf	Gs	V	P	S	Gf	Gs		
1	SS JUVE STABIA	79	38	22	13	3	57	24	13	6	0	29	7	9	7	3	28	17
2	AVELLINO	69	38	20	9	9	62	29	10	5	4	32	16	10	4	5	30	13
3	BENEVENTO	66	38	18	12	8	45	33	11	5	3	30	18	7	7	5	15	15
4	CASERTANA	65	38	17	14	7	51	38	10	6	3	28	22	7	8	4	23	16
5	TARANTO	65	38	20	9	9	46	31	13	4	2	24	10	7	5	7	22	21
6	PICERNO	58	38	15	13	10	53	40	9	7	3	27	12	6	6	7	26	28
7	CERIGNOLA	53	38	12	17	9	54	46	8	6	5	28	19	4	11	4	26	27
8	GIUGLIANO	53	38	15	8	15	44	47	9	4	6	25	19	6	4	9	19	28
9	CROTONE	52	38	13	13	12	54	47	7	7	5	29	25	6	6	7	25	22
10	LATINA	51	38	14	9	15	44	51	6	5	8	19	28	8	4	7	25	23
11	FOGGIA	48	38	13	9	16	40	44	9	5	5	24	19	4	4	11	16	25
12	SORRENTO	48	38	13	9	16	39	47	8	5	6	22	20	5	4	10	17	27
13	CATANIA	45	38	12	9	17	39	38	8	6	5	21	15	4	3	12	18	23
14	MESSINA	45	38	11	12	15	41	49	7	5	7	21	24	4	7	8	20	25
15	TURRIS	44	38	11	11	16	46	57	7	5	7	23	28	4	6	9	23	29
16	POTENZA	43	38	10	13	15	38	47	8	6	5	24	22	2	7	10	14	25
17	MONOPOLI	42	38	10	12	16	41	51	5	7	7	23	25	5	5	9	18	26
18	FRANCAVILLA	35	38	8	11	19	30	50	7	6	6	21	20	1	5	13	9	30
19	MONTEROSI	35	38	8	11	19	43	62	6	7	6	22	26	2	4	13	21	36
20	BRINDISI	25	38	7	8	23	28	64	3	4	12	14	34	4	4	11	14	30

ITALIA		Italia B																
		TOTALE				CASA				FUORI								
Pt	Pg	V	P	S	Gf	Gs	V	P	S	Gf	Gs	V	P	S	Gf	Gs		
1	PARMA	76	38	21	13	4	66	35	11	7	1	34	17	10	6	3	32	18
2	COMO	73	38	21	10	7	58	40	12	5	2	32	19	9	5	5	26	21
3	VENEZIA	70	38	21	7	10	69	46	13	3	4	41	25	8	4	7	28	21
4	CREMONESE	67	38	19	10	9	50	32	9	5	5	26	15	10	5	4	24	17
5	CATANZARO	60	38	17	9	12	59	50	9	4	6	34	28	8	5	6	25	22
6	PALERMO	56	38	15	11	12	62	53	8	4	7	33	27	7	7	5	29	26
7	SAMPDORIA	55	38	16	9	13	53	50	7	4	8	25	25	9	5	5	28	25
8	BRESCIA	51	38	12	15	11	44	40	7	8	4	24	17	5	7	7	20	17
9	COSENZA	47	38	11	14	13	47	42	5	7	7	29	25	6	7	6	18	17
10	MODENA	47	38	10	17	11	41	47	6	6	7	19	21	4	11	4	22	26
11	REGGIANA	47	38	10	17	11	38	45	3	11	5	16	24	7	6	6	22	21
12	SUDTIROL	47	38	12	11	15	46	48	7	5	7	23	21	5	6	8	23	27
13	PISA	46	38	11	13	14	51	54	6	8	5	30	27	5	5	9	21	27
14	CITTADELLA	46	38	11	13	14	40	47	7	6	6	25	22	4	7	8	15	25
15	SPEZIA	44	38	9	17	12	36	49	6	8	5	18	17	3	9	7	18	32
16	TERNANA	43	38	11	10	17	43	50	5	7	7	16	16	6	3	10	27	34
17	ASCOLI	41	38	9	14	15	38	42	5	8	6	19	16	4	6	9	19	26
18	BARI	33	38	8	9	21	44	65	3	5	11	25	34	5	4	10	19	31
19	FERALPISALO	33	38	8	9	21	44	65	3	5	11	25	34	5	4	10	19	31
20	LECCO	26	38	6	8	24	35	74	4	2	13	19	34	2	6	11	16	40

ITALIA		Italia Primavera																
		TOTALE				CASA				FUORI								
Pt	Pg	V	P	S	Gf	Gs	V	P	S	Gf	Gs	V	P	S	Gf	Gs		
1	INTER	67	34	18	13	3	71	31	12	4	1	44	12	6	9	2	27	19
2	ROMA	65	34	19	8	7	69	38	11	3	3	35	18	8	5	4	34	20
3	LAZIO	59	34	16	11	7	45	38	11	4	2	28	17	5	7	5	17	21
4	ATALANTA	55	34	16	7	11	58	46	7	5	5	26	23	9	2	6	32	23
5	SASSUOLO	51	33	15	6	12	58	59	10	2	5	39	30	5	4	7	19	29
6	MILAN	50	33	14	8	11	51	41	9	4	4	34	25	5	4	7	17	16
7	TORINO	48	33	13	9	11	62	61	10	4	2	35	18	3	5	9	27	43
8	GENOA	47	33	14	5	14	52	47	11	1	4	29	15	3	4	10	23	32
9	CAGLIARI	47	33	13	8	12	47	55	8	5	4	24	20	5	3	8	23	35
10	VERONA	46	33	11	13	9	57	54	6	6	4	27	22	5	7	5	30	32
11	EMPOLI	45	34	11	12	11	49	49	7	7	3	31	19	4	5	8	18	30
12	JUVENTUS	41	34	11	8	15	45	53	8	3	6	32	26	3	5	9	13	27
13	LECCE	41	34	10	11	13	47	56	6	7	4	21	22	4	4	9	26	34
14	FIorentINA	37	34	9	10	15	52	54	3	7	7	26	30	6	3	8	26	24
15	BOLOGNA	36	34	10	6	18	44	69	7	2	8	27	28	3	4	10	17	41
16	MONZA	34	34	7	13	14	51	66	3	7	7	28	36	4	6	7	23	30
17	SAMPDORIA	32	34	8	8	18	41	56	6	5	6	26	23	2	3	12	15	33
18	FROSINONE	26	34	6	8	20	41	67	5	6	6	23	21	1	2	14	18	46

ITALIA		Italia C Girone A																
		TOTALE				CASA				FUORI								
Pt	Pg	V	P	S	Gf	Gs	V	P	S	Gf	Gs	V	P	S	Gf	Gs		
1	MANTOVA	80	38	24	8	6	72	31	13	4	2	37	13	11	4	4	35	18
2	PADOVA	77	38	21	14	3	55	28	12	6	1	32	15	8	8	2	23	13
3	VICENZA	71	38	20	11	7	52	30	12	5	2	27	10	9	6	5	25	20
4	TRIESTINA	64	38	19	7	12	61	44	7	6	6	29	23	12	1	6	32	21
5	ATALANTA BC U23	50	30	14	8	8	32	26	8	4	4	19	14	6	4	4	13	12
6	LEGNAGO SALUS	56	38	13	17	8	46	39	7	8	4	24	21	6	9	4	22	18
7	PRO VERCELLI	53	38	14	11	13	50	47	10	5	4	30	18	4	6			

Italia Serie D Girone A

Pt	Pg	TOTALE			CASA				FUORI									
		V	S	Gf Gs	V	P	S	Gf Gs	V	P	S	Gf Gs						
1	ALCIONE MILANO	78	37	23	9	5	69	26	13	4	1	33	14	10	5	4	36	12
2	CHISOLA	69	37	20	9	8	59	36	9	5	4	28	16	11	4	4	31	20
3	CITTA DI VARESE	65	37	18	11	8	48	32	12	4	3	29	15	6	7	5	19	17
4	RG TICINO	65	37	18	11	8	57	36	10	8	1	34	14	8	3	7	23	22
5	ASTI	59	33	16	11	6	49	31	8	6	3	26	17	8	5	3	23	14
6	BRA	65	37	18	11	8	46	28	10	5	3	24	9	8	6	5	22	19
7	VADO	64	37	17	13	7	50	27	12	5	2	38	17	5	8	5	12	10
8	LIGORNA	62	37	17	11	9	44	37	10	6	3	26	16	7	5	6	18	21
9	US ALBENGA	58	38	15	15	8	51	33	8	8	3	25	14	7	7	5	26	19
10	FEZZANESE	51	37	14	9	14	41	45	9	3	7	24	21	5	6	7	17	24
11	SANREMESE	49	37	12	13	12	31	32	7	7	5	15	14	5	6	7	16	18
12	LAVAGNESE	44	38	11	11	16	46	47	7	7	5	29	24	4	4	11	17	23
13	GOZZANO	44	37	10	14	13	34	37	4	6	8	12	19	6	8	5	22	18
14	VOGHERESE	39	37	9	12	16	40	56	6	6	6	19	19	3	6	10	21	37
15	CHIERI	39	37	8	15	14	39	51	7	7	5	24	24	1	8	9	15	27
16	DERTHONA	37	36	8	13	15	32	51	5	6	7	18	23	3	7	8	14	28
17	PINEROLO	37	37	8	13	16	25	42	5	6	7	14	22	3	7	9	11	20
18	ALBA	34	37	9	7	21	37	63	4	5	10	17	32	5	2	11	20	31
19	PONT DONNAZ	22	37	5	7	25	24	60	4	3	11	14	25	1	4	14	10	35
20	BORGOSERIA	19	37	4	7	26	24	67	3	5	10	13	26	1	2	16	11	41

Italia Serie D Girone E

Pt	Pg	TOTALE			CASA				FUORI									
		V	S	Gf Gs	V	P	S	Gf Gs	V	P	S	Gf Gs						
1	PIANESE	67	33	19	10	4	61	34	10	4	2	33	17	9	6	2	28	17
2	GROSSETO	63	33	16	15	2	52	30	9	6	2	29	16	7	9	0	23	14
3	GAVORRANO	62	33	17	11	5	43	25	10	6	1	25	11	7	5	4	18	14
4	LIVORNO	55	33	14	13	6	52	33	8	6	3	31	17	6	7	3	21	16
5	SERAVEZZA	57	34	17	6	11	49	40	7	4	6	27	25	10	2	5	22	15
6	TAU CALCIO ALTOPASCIO	57	33	15	12	6	54	30	8	6	3	25	13	7	6	3	29	17
7	GHIVIZZANO	50	33	15	5	13	54	53	10	2	4	32	20	5	3	9	22	33
8	FIGLINE	49	33	12	13	8	44	39	6	7	4	23	16	6	6	4	21	23
9	POGGIBONSI	46	32	13	7	12	43	41	8	4	3	26	18	5	3	9	17	23
10	SANGIOVANNESE	42	33	10	12	11	29	34	5	9	3	12	11	5	3	8	17	23
11	TRESTINA	40	33	10	10	13	40	44	6	4	6	19	20	4	6	7	21	24
12	MONTEVARCHI	40	33	9	13	11	39	40	5	6	5	22	22	4	7	6	17	18
13	SAN DONATO T.	39	33	11	6	16	29	32	7	3	6	17	11	4	3	10	12	21
14	ORVIETANA	35	32	9	8	15	32	43	7	2	7	19	22	2	6	8	13	21
15	R.F. QUERCETA	28	34	6	10	18	31	46	5	4	8	20	23	1	6	10	11	23
16	SANSEPOLCRO	28	33	5	13	15	23	45	3	7	7	12	19	2	6	8	11	26
17	MOBILIERS PONSACCO	20	34	2	14	18	33	60	0	6	11	9	29	2	8	7	24	31
18	CENAIA	19	34	3	10	21	29	67	2	7	8	18	30	1	3	13	11	37

Italia Serie D Girone B

Pt	Pg	TOTALE			CASA				FUORI									
		V	S	Gf Gs	V	P	S	Gf Gs	V	P	S	Gf Gs						
1	CALDIERO TERME	74	37	22	8	7	51	30	13	4	2	25	9	9	4	5	26	21
2	PRO PALAZZOLO	73	38	21	10	7	49	26	9	7	3	15	8	12	3	4	34	18
3	PIACENZA	73	37	22	7	8	67	33	12	4	3	39	15	10	3	5	28	18
4	DESENZANO	69	37	19	12	6	50	26	6	11	2	21	15	13	1	4	29	11
5	ARCONATESE	68	38	21	5	12	58	38	10	2	7	35	25	11	3	5	23	13
6	VARESIGNA	67	37	20	7	10	71	47	13	2	3	40	17	7	5	7	31	30
7	BRUSAPORTO	54	38	15	9	14	55	54	7	4	8	28	25	8	5	6	27	29
8	FC CLIVENSE	53	38	14	11	13	38	47	8	6	5	24	23	6	5	8	14	24
9	VILLA DALME	53	37	15	8	14	48	40	8	4	6	25	19	7	4	8	23	21
10	CARATESE	51	38	11	18	9	44	45	8	9	2	28	18	3	9	7	16	27
11	CASATESE	51	37	13	12	12	53	52	6	7	5	30	28	7	5	7	23	24
12	CISERANOBERGAMO	45	37	13	6	18	48	55	6	2	10	23	25	7	4	8	25	30
13	CLUB MILANO	45	38	11	12	15	41	44	6	7	6	22	20	5	5	9	19	24
14	CARAVAGGIO	43	37	11	10	16	42	50	7	4	7	22	26	4	6	9	20	24
15	REAL CALEPINA	41	37	10	11	16	35	47	3	6	9	11	19	7	5	7	24	28
16	LEGNANO	39	37	10	9	18	31	49	8	1	10	19	27	2	8	8	12	22
17	CASTELLANZESE	39	38	9	12	17	36	51	4	7	8	18	28	5	5	9	18	23
18	CREMA	33	37	8	9	20	24	48	4	2	13	10	28	4	7	7	14	20
19	TRITIVUM	29	38	6	11	21	27	57	3	5	11	15	30	3	6	10	12	27
20	SAN PIETRO	24	37	5	9	23	31	60	2	4	13	13	31	3	5	10	18	29

Italia Serie D Girone F

Pt	Pg	TOTALE			CASA				FUORI									
		V	S	Gf Gs	V	P	S	Gf Gs	V	P	S	Gf Gs						
1	SSD CAMPOBASSO	69	33	20	9	4	54	28	12	3	1	27	11	8	6	3	27	17
2	L'AQUILA	65	33	19	8	6	39	22	11	4	1	24	10	8	4	5	15	12
3	AVEZZANO	56	33	16	8	9	48	32	10	5	2	29	13	6	3	7	19	19
4	SAMBENEDETTESE	55	33	14	13	6	52	33	8	6	3	31	17	6	7	3	21	16
5	ATLETICO ASCOLI	53	35	13	14	8	41	33	7	7	3	22	15	6	7	5	19	18
6	ROMA CITY	52	34	14	10	10	55	37	7	6	4	33	16	7	4	6	22	21
7	VIGOR SENIGALLIA	49	33	13	10	10	54	45	6	6	4	24	20	7	4	6	30	25
8	CHIETI	47	34	12	11	11	35	36	9	3	6	25	19	3	8	5	10	17
9	NOTARESCO	45	33	11	12	10	37	37	5	9	3	20	14	6	3	7	17	23
10	FERMOLI	42	33	11	9	13	29	35	7	5	5	16	13	4	4	8	13	22
11	TERSEMPRONESE	41	33	8	17	8	28	27	6	9	2	18	9	2	8	6	10	18
12	ASD SORA	41	33	10	11	12	36	34	8	3	5	23	13	2	8	7	13	21
13	REAL MONTEROTONDO	41	33	12	5	16	40	55	6	3	8	23	27	6	2	8	17	28
14	UNITED RICCIONE	37	34	9	7	17	48	51	6	2	9	22	19	4	5	8	26	32
15	TIVOLI	34	33	10	7	17	37	55	5	5	6	20	24	4	2	11	17	31
16	FANO	29	33	5	14	14	30	47	5	6	5	18	17	0	8	9	12	30
17	VASTOGIRARDI	29	34	7	8	19	26	51	5	4	8	14	26	2	4	11	12	25
18	MATESE	25	33	6	7	20	20	51	5	4	7	16	21	1	3	13	4	30

Italia Serie D Girone C

Pt	Pg	TOTALE			CASA				FUORI									
		V	S	Gf Gs	V	P	S	Gf Gs	V	P	S	Gf Gs						
1	CLODIENSE	77	33	24	5	4	47	17	13	2	1	25	5	11	3	3	22	12
2	DOLOMITI BELLUNESI	65	33	19	8	6	55	24	9	4	4	25	12	10	4	2	30	12
3	TREVISO	60	33	19	3	11	51	35	10	2	4	28	12	9	1	7	23	23
4	BASSANO	54	33	15	9	35	28	7	4	6	20	20	8	5	3	15	8	
5	CAMPODARSEGO	50	33	12	14	7	41	25	8	6	3	26	10	4	8	4	15	15
6	ESTE	48	33	12	12	9	42	33	9	6	1	22	9	3	6	8	20	24
7	MONTECCHIO MAGGIORE	48	33	13	9	11	46	40	7	4	6	19	19	6	5	5	27	21
8	ADRIESE	47	33	12	11	10	49	39	5	4	7	24	17	7	7	3	25	22
9	MESTRE	47																

Italia Serie D Girone I table with columns for team, points, goals, and wins/losses/draws.

Arabia Saudita table with columns for team, points, goals, and wins/losses/draws.

Albania B table with columns for team, points, goals, and wins/losses/draws.

Arabia Saudita II Div. table with columns for team, points, goals, and wins/losses/draws.

Algeria A table with columns for team, points, goals, and wins/losses/draws.

Argentina A table with columns for team, points, goals, and wins/losses/draws.

Andorra Primera Divisio table with columns for team, points, goals, and wins/losses/draws.

Argentina A Femm. table with columns for team, points, goals, and wins/losses/draws.

Angola A table with columns for team, points, goals, and wins/losses/draws.

Australia NPL Queensland table with columns for team, points, goals, and wins/losses/draws.

Argentina B Girone A

	TOTALE											CASA					FUORI				
	Pt	Pg	V	P	S	Gf	Gs	V	P	S	Gf	Gs	V	P	S	Gf	Gs				
1 COLON	31	15	9	4	2	25	10	6	2	0	15	4	3	2	10	6	6				
2 DEFENSORES DE.	29	15	9	2	4	23	11	3	2	2	6	4	6	0	2	17	7				
3 SAN TELMO	29	15	8	5	2	21	10	5	1	1	13	4	3	4	1	8	6				
4 EST. RIO CUARTO	26	15	7	5	3	16	9	3	3	2	8	6	4	2	1	8	3				
5 ALDOSIVI	25	15	6	7	2	16	10	1	6	1	5	5	5	1	1	11	5				
6 NUEVA CHICAGO	24	15	7	3	5	13	8	7	0	1	12	2	0	3	4	1	6				
7 GIMNASIA TIRO	24	16	5	9	2	12	8	5	3	1	8	3	0	6	1	4	5				
8 TEMPERLEY	23	16	5	8	3	17	13	2	4	1	9	5	3	4	2	8	8				
9 ATLANTA	22	15	6	4	5	13	15	2	3	2	5	4	1	3	1	8	10				
10 DEPORTIVO MADRYN	19	15	5	4	6	11	12	2	3	2	4	4	3	1	4	7	8				
11 DEP. MORON	19	15	5	4	6	15	17	3	2	3	9	9	2	2	3	6	8				
12 GIMNASIA MEN.	17	15	4	5	6	15	19	3	2	3	9	8	1	3	3	6	11				
13 DEFENSORES	17	15	4	5	6	14	18	4	3	0	12	6	0	2	6	2	12				
14 CHACO FOR EVER	16	15	4	4	7	13	13	4	2	1	12	3	0	2	6	1	10				
15 SANTIAGO ESTERO	15	15	3	6	6	6	10	3	3	2	6	4	0	3	4	0	6				
16 ALMAGRO	14	15	3	5	7	8	21	3	3	1	5	3	0	2	6	3	18				
17 ATL. RAFAELA	13	15	3	4	8	11	16	2	2	3	7	6	1	2	5	4	10				
18 ALMIRANTE BROWN	9	15	1	6	8	7	16	1	2	5	5	11	0	4	3	2	5				
19 BROWN ADROGUE	8	15	1	5	9	8	26	0	2	5	4	14	1	3	4	4	12				

Argentina Copa de la Liga Reserves Girone B

	TOTALE											CASA					FUORI				
	Pt	Pg	V	P	S	Gf	Gs	V	P	S	Gf	Gs	V	P	S	Gf	Gs				
1 BOCA JUN.	31	14	9	4	1	19	5	5	1	1	10	2	4	3	0	9	3				
2 CA TIGRE	26	14	7	5	2	21	8	3	4	0	13	3	4	1	2	8	5				
3 SAN LORENZO DE ALMAGRO	23	14	6	5	3	20	12	4	2	1	12	4	2	3	2	8	8				
4 BELGRANO	23	14	7	2	5	19	17	4	1	2	14	8	3	1	3	5	9				
5 CA LANUS	23	14	7	2	5	22	21	4	1	2	9	5	3	1	3	13	16				
6 RACING CLUB	21	14	5	6	3	20	17	4	3	0	13	5	1	3	3	7	12				
7 SARMIENTO DE JUNIN	20	14	5	5	4	15	17	4	2	1	12	7	1	3	3	3	10				
8 CENTRAL CORDOBA SE	19	14	4	7	3	12	11	3	3	1	7	5	1	4	2	5	6				
9 GODOY CM	19	14	6	1	7	12	19	5	1	1	9	5	1	0	6	3	14				
10 ESTUDIANTES DE LP	17	14	5	2	7	16	17	3	0	4	9	9	2	2	3	7	8				
11 NEWELLS OLD BOYS	15	14	3	6	5	11	15	1	4	2	4	7	2	2	3	7	8				
12 PLATENSE	10	14	2	4	8	14	24	1	2	4	7	13	1	2	4	7	11				
13 DEFENSA Y JUSTICIA	10	14	2	4	8	11	22	2	3	2	9	9	0	1	6	2	13				
14 CA UNION SANTA FE	4	14	0	4	10	5	22	0	2	5	1	8	0	2	5	4	14				

Argentina B Girone B

	TOTALE											CASA					FUORI				
	Pt	Pg	V	P	S	Gf	Gs	V	P	S	Gf	Gs	V	P	S	Gf	Gs				
1 SAN MARTIN S.J.	27	15	7	6	2	14	10	5	2	1	9	7	2	4	1	5	3				
2 SAN MARTIN TUCUMAN	26	15	7	5	3	14	5	4	3	1	8	2	3	2	2	6	3				
3 ESTUDIANTES	25	15	6	7	2	10	7	3	4	1	7	5	3	3	1	3	2				
4 SAN MIGUEL	25	16	6	7	3	14	12	5	3	0	11	5	1	4	3	3	7				
5 QUILMES	24	15	7	6	2	17	8	4	4	0	8	3	2	2	2	9	5				
6 ALL BOYS	23	15	5	8	2	10	7	4	4	0	6	2	1	4	2	4	5				
7 GIMNASIA JUJ.	21	15	6	3	6	14	12	5	1	1	9	2	1	2	5	5	10				
8 FERRO	20	15	5	5	5	22	19	2	3	2	10	8	3	2	3	12	11				
9 ALVARADO	20	15	5	5	5	12	13	5	1	1	8	2	0	4	4	4	11				
10 A.SARANDI	20	15	5	5	5	11	12	5	3	0	10	3	0	2	5	1	9				
11 MAIPU	20	16	6	2	8	14	21	3	1	3	6	8	3	1	5	8	13				
12 CHACARITA J.	19	15	5	4	6	15	16	3	2	3	9	10	2	2	3	6	6				
13 RACING DE CORDOBA	18	15	4	6	5	10	12	3	2	2	7	6	1	4	3	3	6				
14 AGROPECUARIO	17	15	4	5	6	18	16	1	3	4	5	8	3	2	2	13	8				
15 PATRONATO	16	15	3	7	5	11	16	2	3	2	6	5	1	4	3	5	11				
16 TALLERES DE REMEDIOS	16	16	3	7	6	9	16	2	4	3	5	9	1	3	3	4	7				
17 GUEMES	15	16	2	9	5	9	14	2	3	2	7	8	0	6	3	2	6				
18 TRISTAN SUAREZ	14	15	3	5	7	15	20	1	3	3	6	9	2	2	4	9	11				
19 GUILLERMO BROWN	14	15	3	5	7	11	16	2	4	2	7	8	1	1	5	4	8				

Argentina Copa de la Liga Women Girone A

	TOTALE											CASA					FUORI				
	Pt	Pg	V	P	S	Gf	Gs	V	P	S	Gf	Gs	V	P	S	Gf	Gs				
1 UAI URQUIZA	22	10	7	1	2	19	9	5	0	1	13	7	2	1	1	6	2				
2 SAN LORENZO	19	10	6	1	3	13	9	4	1	0	8	3	2	0	3	5	6				
3 BELGRANO DE CORDOBA	18	10	5	3	2	22	11	3	1	0	10	3	2	2	2	12	8				
4 BANFIELD	18	10	5	3	2	16	13	2	1	2	7	9	3	2	0	9	4				
5 RIVER	17	10	5	2	3	27	14	3	1	1	14	5	2	1	2	13	9				
6 INDEPENDIENTE	14	10	4	2	4	16	14	3	1	1	8	4	1	1	3	8	10				
7 PLATENSE	14	10	4	2	4	10	16	3	2	2	8	11	1	0	2	5	5				
8 ATLETICO TELEVISION	0	2	0	0	2	2	5	0	0	1	1	3	0	0	1	1	2				
9 ESTUDIANTES	3	10	1	0	9	7	25	0	0	4	2	11	1	0	5	5	14				
10 DEFENSORES DE.	0	10	0	0	10	2	27	0	0	5	2	10	0	0	5	0	17				

Argentina Copa de la Liga Profesional Girone A

	Pt	Pg	V	P	S	Gf	Gs
1 RIVER	27	14	7	6	1	26	10
2 ARGENTINOS JRS	26	14	7	5	2	25	14
3 BARRACAS CENTRAL	26	14	7	5	2	20	15
4 VELEZ SAR.	25	14	7	4	3	14	13
5 TALLERES CORDOBA	24	14	6	6	2	24	16
6 INDEPENDIENTE	23	14	6	5	3	14	10
7 INSTITUTO	17	14	5	2	7	18	17
8 BANFIELD	17	14	4	5	5	14	15
9 HURACAN	16	14	4	4	6	12	12
10 GIMNASIA LP	16	14	5	1	8	18	23
11 ROSARIO C.	15	14	4	3	7	10	18
12 DEP. Riestra	13	14	3	4	7	8	16
13 ATL. TUCUMAN	10	14	1	7	6	8	23
14 INDEPEND. RIVADAVIA	8	14	2	2	10	13	25

Argentina Copa de la Liga Women Girone B

	TOTALE											CASA					FUORI				
	Pt	Pg	V	P	S	Gf	Gs	V	P	S	Gf	Gs	V	P	S	Gf	Gs				
1 BOCA JUN.	25	9	8	1	0	21	4	4	0	0	9	2	4	1	0	12	2				
2 RACING CLUB	24	11	8	0	3	22	14	4	0	3	13	13	4	0	0	9	1				
3 FERRO	22	11	7	1	3	25	13	4	1	0	9	1	3	0	3	16	12				
4 HURACAN	13	10	3	4	3	11	10	2	1	2	6	5	1	3	1	5	5				
5 GIMNASIA LP	13	10	3	4	3	12	12	3	2	1	8	6	0	3	2	4	6				
6 ESTUDIANTES CASEROS	12	10	4	0	6	11	16	3	0	2	8	5	1	0	4	3	11				
7 ROSARIO C.	11	10	3	2	5	9	11	2	1	1	7	4	1	1	4	2	7				
8 EXCURSIONISTAS	11	10	3	2	5	6	13	2	1	1	4	2	1	1	4	2	11				
9 EL PORVENIR	6	8	1	3	4	6	13	0	3	1	3	6	1	0	3	3	7				
10 LANUS	6	9	1	3	5	5	15	0	2	3	2	9	1	1	2	3	6				

Argentina Copa de la Liga Profesional Girone B

	Pt	Pg	V	P	S	Gf	Gs
1 GODOY CM	29	14	9	2	3	16	6
2 ESTUDIANTES	27	14	8	3	3	19	9
3 DEFENSA Y JUST.	26	14	7	5	2	17	13
4 BOCA JUN.	25	14	7	4	3	20	12
5 RACING	24	14	7	3	4	24	11
6 LANUS	23	14	7	2	5	20	14
7 NEWELLS OLD BOYS	21	14	6	3	5	13	15
8 U. SANTA FE	20	14	5	5	4	16	14
9 PLATENSE	18	14	4	6	4	10	14
10 SAN LORENZO	16	14	3	7	4	10	14
11 BELGRANO	14	14	3	5	6	19	21
12 CENTRAL CORDOBA	11	14	2	5	7	10	20
13 SARMIENTO JUNIN	9	14	2	3	9	9	19
14 TIGRE	5	14	1	2	11	7	25

Argentina Copa Diego A. Maradona Girone A

	TOTALE											CASA					FUORI				
	Pt	Pg	V	P	S	Gf	Gs	V	P	S	Gf	Gs	V	P	S	Gf	Gs				
1 HURACAN	26	14	8	2	4	19	11	5	1	1	11										

Argentina IV Div.

Pt	Pg	TOTALE				CASA				FUORI								
		V	P	S	Gf Gs	V	P	S	Gf Gs	V	P	S	Gf Gs					
1	BERAZATEGUI	38	16	11	5	0	29	14	5	3	0	14	6	6	2	0	15	8
2	J.J. DE URQUIZA	33	17	10	3	4	32	15	5	1	2	15	6	5	2	2	17	9
3	LAMADRID	31	16	9	4	3	24	14	4	2	2	12	8	5	2	1	12	6
4	CENTRAL CORDOBA	28	17	7	7	3	22	16	6	0	3	13	8	1	7	0	9	8
5	EL PORVENIR	26	16	8	2	6	24	18	4	1	3	11	8	4	1	3	13	10
6	DEPORTIVO ESPANOL	25	16	5	10	1	16	11	4	3	1	12	8	1	7	0	4	3
7	REAL PILAR	24	17	5	9	3	24	20	3	4	1	12	7	2	5	2	12	13
8	ARGENTINO DE ROSARIO	23	16	5	8	3	23	17	2	5	1	8	7	3	3	2	15	10
	LUJAN	23	16	6	5	5	17	15	4	4	0	9	4	2	1	5	8	11
	YUPANQUI	23	17	6	5	6	15	13	4	3	1	9	3	2	2	5	6	10
	LEANDRO N. ALEM	23	16	6	5	5	18	21	3	2	3	9	13	3	3	2	9	8
12	ATLAS	22	15	6	4	5	25	21	3	3	2	13	8	3	1	3	12	13
	ITUZAINGO	22	16	5	7	4	16	13	1	4	3	6	9	4	3	1	10	4
14	DEPORTIVO MUNIZ	21	16	6	3	7	23	26	4	0	4	15	14	2	3	3	8	12
	CENTRAL BALLESTER	21	16	5	6	5	14	17	1	5	2	5	7	4	1	3	9	10
16	VICTORIANO ARENAS	20	16	4	8	4	16	14	2	4	2	8	8	2	4	2	8	6
	CENTRO ESPANOL	20	16	6	2	8	21	20	5	1	2	15	8	1	1	6	6	12
	CLAYPOLE	20	15	5	5	5	16	18	4	1	2	11	8	1	4	3	5	10
19	DEF. DE CAMBACERES	18	16	3	9	4	13	17	1	7	0	8	7	2	2	4	5	10
20	PUERTO NUEVO	16	17	3	7	7	18	24	2	2	5	9	12	1	5	2	9	12
	DEPORTIVO PARAGUAY	16	17	4	4	9	11	18	1	3	4	4	8	3	1	5	7	10
22	CLUB MERCEDES	15	16	3	6	7	13	25	2	4	2	10	13	1	2	5	3	12
23	BARRACAS	13	16	3	4	9	14	26	1	2	5	6	16	2	2	4	8	10
24	JUVENTUD UNIDA SM	11	17	2	5	10	8	24	1	3	5	5	13	1	2	5	3	11
25	LUGANO	9	17	2	3	12	12	27	2	1	6	5	11	0	2	6	7	16

Argentina V Div.

Pt	Pg	TOTALE				CASA				FUORI								
		V	P	S	Gf Gs	V	P	S	Gf Gs	V	P	S	Gf Gs					
1	CENTRO ESPANOL	40	20	12	4	4	38	24	6	2	2	20	15	6	2	2	18	9
2	ARGENTINO DE ROSARIO	38	20	11	5	4	33	17	5	2	3	16	11	6	3	1	17	6
3	EL PORVENIR	33	20	9	6	5	25	18	6	2	2	14	9	3	4	3	11	9
	DEF. DE CAMBACERES	33	20	9	6	5	29	24	4	5	1	12	11	5	1	4	17	13
5	BARRACAS	25	20	6	7	7	14	18	5	3	2	12	10	1	4	5	2	8
	CLUB MERCEDES	25	20	6	7	7	18	24	3	4	3	7	12	3	3	4	11	12
7	DEPORTIVO MUNIZ	23	20	6	5	9	19	27	3	3	4	8	10	3	2	5	11	17
8	JUVENTUD UNIDA SM	21	20	5	6	9	19	24	2	3	5	7	13	3	3	4	12	11
	CENTRAL BALLESTER	20	20	4	8	8	12	18	2	2	6	7	13	2	6	2	5	5
10	LUGANO	19	20	4	7	9	23	29	2	4	4	9	11	2	3	5	14	18
	DEPORTIVO PARAGUAY	19	20	4	7	9	15	22	1	4	5	6	12	3	3	4	9	10

Argentina Reserve A

Pt	Pg	TOTALE				CASA				FUORI								
		V	P	S	Gf Gs	V	P	S	Gf Gs	V	P	S	Gf Gs					
1	VELEZ SANSFIELD	68	27	21	5	1	59	16	13	0	0	35	6	8	5	1	24	10
2	BELGRANO	54	27	17	3	7	40	20	10	2	2	27	6	7	1	5	13	14
3	INSTITUTO CORDOBA	0	0	0	0	0	0	0	0	0	0	0	0	0	0	0	0	0
4	RACING CLUB	52	27	16	4	7	33	25	8	3	2	17	8	8	1	5	16	17
5	GIMNASIA DE LA PLATA	0	0	0	0	0	0	0	0	0	0	0	0	0	0	0	0	0
	ARSENAL	0	0	0	0	0	0	0	0	0	0	0	0	0	0	0	0	0
	BOCA JRS	0	0	0	0	0	0	0	0	0	0	0	0	0	0	0	0	0
	LANUS	0	0	0	0	0	0	0	0	0	0	0	0	0	0	0	0	0
	ESTUDIANTES DE LP	0	0	0	0	0	0	0	0	0	0	0	0	0	0	0	0	0
	DEFENSA Y JUST.	0	0	0	0	0	0	0	0	0	0	0	0	0	0	0	0	0
	ROSARIO CENTRAL	0	0	0	0	0	0	0	0	0	0	0	0	0	0	0	0	0
	INDEPENDIENTE	0	0	0	0	0	0	0	0	0	0	0	0	0	0	0	0	0
	TALLERES CORDOBA	0	0	0	0	0	0	0	0	0	0	0	0	0	0	0	0	0
	TIGRE	0	0	0	0	0	0	0	0	0	0	0	0	0	0	0	0	0
	ARGENTINOS JRS	0	0	0	0	0	0	0	0	0	0	0	0	0	0	0	0	0
	COLON SANTA FE	0	0	0	0	0	0	0	0	0	0	0	0	0	0	0	0	0
	GODOY CRUZ AT	0	0	0	0	0	0	0	0	0	0	0	0	0	0	0	0	0
18	RIVER PLATE	51	27	16	3	8	44	29	10	0	4	25	11	6	3	4	19	18
19	SAN LORENZO DE ALMAGRO	47	27	13	6	8	29	25	7	3	3	15	9	6	3	5	14	16
20	NEWELL'S OLD BOYS	39	27	10	9	8	30	19	5	4	5	15	10	5	5	3	15	9
21	BANFIELD	35	27	9	8	10	31	39	7	3	3	19	14	2	5	7	12	25
22	HURACAN	34	27	8	10	9	32	34	4	6	4	15	14	4	4	5	17	19
23	SARMIENTO DE JUNIN	26	27	6	8	13	26	36	3	5	6	14	16	3	3	7	12	20
	CA UNION SANTA FE	26	27	6	8	13	32	46	5	5	4	25	18	1	3	9	7	28
25	ATLETICO TUCUMAN	24	27	6	6	15	27	50	5	2	7	16	20	1	4	8	11	30
26	CA BARRACAS CENTRALES	23	27	5	8	14	23	40	3	4	6	12	19	2	4	8	11	21
27	ATLETICO PLATENSE	0	1	0	0	1	0	2	0	0	0	0	0	0	0	1	0	2
	CENTRAL CORDOBA	0	1	0	0	1	0	3	0	0	0	0	0	0	0	1	0	3

Armenia A

Pt	Pg	TOTALE				CASA				FUORI								
		V	P	S	Gf Gs	V	P	S	Gf Gs	V	P	S	Gf Gs					
1	NOAH YEREVAN	77	34	25	2	7	66	29	14	2	1	38	12	11	0	6	28	17
2	PYUNIK	76	34	22	10	2	80	28	12	5	0	44	14	10	5	2	36	14
3	ARARAT ARMENIA	71	34	22	5	7	69	32	12	0	0	47	17	10	5	3	32	15
4	URARTU	48	34	13	9	12	47	47	8	5	4	27	19	5	4	8	20	28
5	ARARAT YEREVAN	44	34	13	5	16	37	46	6	3	8	12	20	7	2	8	25	26
6	ALASHKERT	42	34	12	6	16	50	52	6	5	6	19	19	6	1	10	31	33
7	WEST ARMENIA	34	34	10	4	20	39	68	5	2	11	23	40	5	2	9	16	28
8	SHIRAK	32	34	8	8	18	27	44	5	3	9	13	18	3	5	9	14	26
9	IVAN CHARENTSAVAN	30	34	8	6	20	31	66	6	2	9	21	30	2	4	11	10	36
10	BKMA	26	34	7	5	22	30	64	4	3	10	18	35	3	2	12	12	29

Armenia B

Pt	Pg	TOTALE				CASA				FUORI								
		V	P	S	Gf Gs	V	P	S	Gf Gs	V	P	S	Gf Gs					
1	GANDZASAR	71	27	23	2	2	64	13	12	0	1	30	2	11	2	1	34	11
2	BKMA VAGHARSHAPAT	60	26	19	3	4	78	29	10	2	1	45	16	9	2	2	33	13
3	FC SYUNIK	57	25	18	3	4	58	23	8	2	2	28	12	10	1	2	30	11
4	LERNAVIN ARTSAKH	52	26	16	4	6	55	25	10	2	1	37	8	6	2	5	18	17
5	ANDRANIK	38	27	11	5	11	36	41	3	3	8	16	23	8	2	3	20	18
6	AR. ARMENIA 2	36	26	10	6	10	42	37	6	2	5	24	20	4	4	5	18	17
	URARTU YEREVAN 2	36	26	8	12	6	43	33	5	3	5	25	16	3	7	3	18	17
	NOAH YEREVAN 2	36	26	10	6	10	52	36	6	5	3	17	14	4	3	6	25	22
9	SHIRAK 2	32	26	10	2	14	39	47	8	0	5	25	20	2	2	9	14	27
10	TACUAREMBO	26	34	7	5	22	30	64	4	3	10	18	35	3	2	12	12	29
11	ARARAT 2	31	26	9	4	13	50	43	4	1	8	27	23	5	3	5	23	20
12	ALASHKERT YEREVAN	20	25	8	6	11	35	43	6	4	3	22	16	2	2	8	13	27
13																		

Australia NPL New South Wales

	TOTALE											CASA				FUORI			
	Pt	Pg	V	P	S	Gf	Gs	V	P	S	Gf	Gs	V	P	S	Gf	Gs		
1 APIA TIGERS	65	30	20	5	64	35	11	2	35	9	9	3	3	29	26				
2 ROCKDALE	59	30	18	5	7	60	45	10	1	4	30	18	8	4	3	30	12		
3 BLACKTOWN CITY	57	30	17	6	7	58	32	8	4	3	36	18	9	2	4	22	14		
4 MARGONI	56	30	17	5	8	64	35	9	2	4	37	20	8	3	4	27	15		
5 ST GEORGE CITY	51	30	14	9	7	62	40	7	3	5	37	24	7	6	2	25	16		
6 SYDNEY FC YOUTH	46	30	14	4	12	49	52	10	2	3	32	18	4	2	9	17	34		
7 WOLLONGONG WOLVES	43	30	11	10	9	57	43	7	5	3	25	17	4	5	6	32	26		
8 MANLY UNITED	42	30	12	6	12	41	43	8	3	4	24	19	4	3	8	17	24		
9 SYDNEY OLYMPIC	39	30	10	9	11	51	53	5	5	5	31	28	5	4	6	20	25		
10 SYDNEY UNITED	39	30	11	6	13	42	48	7	3	5	24	24	4	3	8	18	24		
11 SPIRIT	39	30	11	6	13	40	53	8	3	4	25	21	3	3	9	15	32		
12 C. COAST MARINERS	33	30	9	6	15	42	57	5	3	7	24	27	4	3	8	18	30		
13 WESTERN SYDNEY	31	30	8	7	15	52	61	4	4	7	26	32	4	3	8	26	29		
14 SUTHERLAND	31	30	8	7	15	21	35	4	5	6	10	4	2	9	15	25			
15 DRUITT TOWN RAN.	23	30	6	5	19	31	61	4	2	10	15	29	2	3	9	16	32		
16 NORTHBRIDGE	15	30	3	6	21	24	65	1	4	9	10	27	2	2	12	14	38		

Australia NPL Victoria

	TOTALE											CASA				FUORI			
	Pt	Pg	V	P	S	Gf	Gs	V	P	S	Gf	Gs	V	P	S	Gf	Gs		
1 AVONDALE	67	26	21	4	1	78	23	13	0	0	48	11	8	4	1	30	12		
2 SOUTH MELBOURNE	62	26	20	2	4	54	21	10	1	2	30	14	10	1	2	24	7		
3 OAKLEIGH	58	26	18	4	4	64	25	10	2	1	37	10	8	2	3	27	15		
4 MELBOURNE KNIGHTS	47	26	14	5	7	51	35	8	3	2	27	14	6	2	5	24	21		
5 PORT MELBOURNE	45	26	13	6	7	53	34	7	3	3	24	15	6	3	4	29	19		
6 ALTONA MAGIC	41	26	13	2	11	48	53	8	1	4	26	23	5	1	7	22	30		
7 GREEN GULLY	40	26	13	1	12	53	40	7	0	6	30	25	6	1	6	23	15		
8 DANDENONG	33	26	10	3	13	49	48	4	2	7	24	28	6	1	6	25	20		
9 HEIDELBERG UNITED	31	26	8	7	11	31	46	6	4	3	18	16	2	3	8	13	30		
10 HUME CITY	28	26	7	7	12	37	41	2	4	7	12	19	5	3	5	25	22		
11 ST ALBANS	22	26	6	4	16	24	53	4	2	7	13	19	2	2	9	11	34		
12 MORELAND CITY	16	26	4	4	18	26	69	3	2	8	13	32	1	2	10	11	37		
13 BENTLEIGH	15	26	4	3	19	24	51	1	2	10	11	29	3	1	9	13	22		
14 N. GEELONG WARRIORS	14	26	4	2	20	18	71	2	1	10	7	35	2	1	10	11	36		

Australia NPL Northern N.S. Wales

	TOTALE											CASA				FUORI			
	Pt	Pg	V	P	S	Gf	Gs	V	P	S	Gf	Gs	V	P	S	Gf	Gs		
1 LAMBTON JAFFAS	46	22	14	4	4	48	27	6	3	2	20	11	8	1	2	28	16		
2 BROADMEADOW MAGI	45	22	14	3	5	61	26	7	1	3	28	12	7	2	3	33	14		
3 CHARLESTOWN CITY	44	22	14	2	6	35	22	6	1	4	19	12	8	1	2	16	10		
4 MAITLAND	40	22	12	4	6	60	23	5	2	4	30	11	7	2	2	30	12		
5 WESTON WORKERS	39	22	11	6	5	49	30	4	5	2	28	21	7	1	3	21	9		
6 EDGEWORTH	35	22	10	5	7	40	33	5	3	3	17	13	5	2	4	23	20		
7 NEWCASTLE OLYMPIC	33	22	10	3	9	35	36	6	0	5	21	24	4	3	4	15	15		
8 COOKS HILL UNITED	32	22	9	5	8	41	34	5	3	3	26	19	4	2	5	14	15		
9 VALENTINE	25	22	7	4	11	29	40	3	2	6	14	17	4	2	5	15	23		
10 ADAMSTOWN ROSEBUD	21	22	5	4	13	25	47	3	1	7	11	21	2	3	6	14	26		
11 NEW LAMBTON FC	12	22	3	3	16	25	61	1	1	9	9	35	2	2	7	16	26		
12 LAKE MACQUARIE	4	22	1	1	20	20	89	1	0	10	12	40	0	1	10	8	49		

Australia NPL Victoria 2

	TOTALE											CASA				FUORI			
	Pt	Pg	V	P	S	Gf	Gs	V	P	S	Gf	Gs	V	P	S	Gf	Gs		
1 DANDENONG CITY	56	32	17	5	10	51	39	12	2	3	32	15	5	3	7	19	24		
2 WESTERN UNITED	46	27	14	4	9	46	30	7	1	5	22	15	7	3	4	24	15		
3 MANNINGHAM U. BLUES	45	27	12	9	6	58	45	6	3	4	27	22	6	6	2	31	23		
4 KINGSTON	44	27	13	5	9	49	43	6	3	4	22	21	7	2	5	27	22		
5 EASTERN LIONS	42	26	13	3	10	39	40	7	2	3	19	11	6	1	7	20	29		
6 PRESTON LIONS	40	29	10	10	9	39	39	4	5	6	19	23	6	5	3	20	16		
7 MELBOURNE CITY	39	28	12	3	13	58	62	4	2	7	24	32	8	1	6	34	30		
8 NORTHCOTE CITY	37	28	11	4	13	45	44	6	3	6	28	20	5	1	7	17	24		
9 BULLEEN LIONS	36	26	11	3	12	49	40	8	0	5	36	18	3	3	7	13	22		
10 LANGWARRIN	36	27	11	3	13	52	59	6	0	8	28	34	5	3	5	24	25		
11 BRUNSWICK JUVENTUS	33	28	9	6	13	35	41	5	4	6	20	22	4	2	7	15	19		
12 WERRIBEE CITY	31	27	8	7	12	39	46	5	4	4	20	18	3	3	8	19	28		
13 BRUNSWICK CITY	31	26	9	4	13	35	44	4	3	6	18	20	5	1	7	17	24		
14 PASCOE VALE	26	26	8	2	16	35	58	3	2	8	17	27	5	0	8	18	31		

Australia NPL Queensland Femm.

	TOTALE											CASA				FUORI			
	Pt	Pg	V	P	S	Gf	Gs	V	P	S	Gf	Gs	V	P	S	Gf	Gs		
1 BRISBANE CITY	31	13	10	1	2	40	14	6	1	1	22	8	4	0	1	18	6		
2 EASTERN SUBURBS	29	13	9	2	2	37	13	5	0	0	19	2	4	2	2	18	11		
3 GOLD COAST	25	12	8	1	3	29	12	2	1	2	10	6	6	0	1	19	6		
4 LIONS	25	13	8	1	4	38	25	5	0	2	24	13	3	1	2	14	12		
5 SOUTHS UNITED	22	12	7	1	4	24	21	4	0	3	12	14	3	1	1	12	7		
6 MITCHELTON	17	13	5	2	6	31	36	2	2	2	14	16	3	0	4	17	20		
7 PENINSULA	9	13	2	3	8	21	33	2	0	4	9	12	0	3	4	12	21		
8 SUNSHINE COAST	9	12	2	3	7	14	39	1	3	2	9	15	1	0	5	14			
9 OLYMPIC	8	12	2	2	8	8	29	1	1	4	4	14	1	1	4	4	15		
10 QUEENSLAND QAS	3	11	1	0	10	9	39	1	0	5	7	21	0	0	5	2	18		

Australia NPL Victoria Femm.

	TOTALE											CASA				FUORI			
	Pt	Pg	V	P	S	Gf	Gs	V	P	S	Gf	Gs	V	P	S	Gf	Gs		
1 BULLEEN LIONS	40	20	11	7	2	36	19	5	5	0	19	8	6	2	2	17	11		
2 BOROONDARA EAGLES	38	20	12	2	6	61	42	6	0	4	27	19	6	2	2	34	23		
3 SOUTH MELBOURNE	36	20	10	6	4	40	25	6	2	2	17	12	4	4	2	23	13		
4 CALDER UNITED	35	20	10	5	5	47	28	6	1	3	25	17	4	4	2	22	11		
5 PRESTON LIONS	29	20	8	5	7	32	32	4	2	4	16	20	4	3	3	16	12		
6 BOX HILL UNITED	29	20	9	2	9	38	40	4	2	4	16	18	5	0	5	22	22		
7 ALAMEIN	28	19	7	7	5	37	27	2	4	3	19	23	5	3	2	18	14		
8 HEIDELBERG UNITED	23	19	6	5	8	32	37	4	3	3	20	19	2	2	5	12	18		
9 BAYSIDE UNITED	23	20	7	2	11	33	40	4	0	6	13	16	3	2	5	20	24		
10 FV EMERGING	17	20	4	5	11	33	49	1	3	6	16	29	3	2	5	17	20		
11 SOUTHERN UNITED	4	20	0	4	16	16	56	0	3	7	11	25	0	1	9	5	31		

Australia NPL South

	TOTALE											CASA				FUORI			
	Pt	Pg	V	P	S	Gf	Gs	V	P	S	Gf	Gs	V	P	S	Gf	Gs		
1 METROSTARS	56	22	18	2	2	65	17	8	1	2	33	11	10	1	0	32	6		
2 CAMPBELLTOWN	53	22	17	2	3	56	18	8	1	2	27	9	9	1	1	29	9		
3 ADELAIDE UTD	34	22	10	4	8	40	36	4	2	5	22	19	6	2	3	18	17		
4 ADELAIDE CITY	31	22	8	7	7	38	32	6	3	2	24	11	2	4	5	14	21		
5 JETS	30	22	9	3	10	46	50	5	3	3	26	19	4	0	7	20	31		
6 ADELAIDE COMETS	29	22	7	8	7	30	33	3	5	3	10	11	4	3	4	20	22		
7 CROYDON	28	22	7	7	8	39	39	6	1	4	22	20	1	6	4	17	1		

Austria B

	TOTALE													CASA				FUORI			
	Pt	Pg	V	P	S	Gf	Gs	V	P	S	Gf	Gs	V	P	S	Gf	Gs				
1 GRAZER	65	28	20	5	3	53	25	9	4	1	25	9	11	1	2	28	16				
2 RIED	53	28	16	5	7	62	22	10	2	2	38	9	6	3	5	24	13				
3 LEOBEN	48	28	14	6	8	44	28	7	3	4	23	14	7	3	4	21	14				
4 FAC WIEN	47	28	13	8	7	43	31	7	4	3	18	11	6	4	4	25	20				
ADM. WACKER	47	28	13	8	7	42	27	8	5	1	17	9	5	3	6	25	18				
6 FIRST VIENNA	45	28	13	6	9	45	38	8	3	2	29	18	5	3	6	16	20				
7 FC LIEFERING	41	28	11	8	9	44	36	6	4	4	24	16	5	4	5	20	20				
8 HORN	40	28	13	1	14	38	44	9	0	5	23	16	4	1	9	15	28				
9 LAFNITZ	37	28	11	4	13	45	49	7	1	6	28	25	4	3	7	17	24				
10 SKN ST. POLTEN	36	28	11	3	14	41	49	6	0	8	18	21	5	3	6	23	28				
11 KAPFENBERGER 1919	35	28	9	8	11	39	47	4	4	6	22	28	5	4	5	17	19				
12 SV STRIPPING/WEIDEN	34	28	10	4	14	38	54	5	3	6	23	29	5	1	8	15	25				
13 BREGENZ	32	28	10	5	13	35	43	3	4	7	14	23	7	1	6	21	20				
14 DORNBIERN 1913	30	28	9	3	16	30	49	5	0	9	16	24	4	3	7	14	25				
15 STURM GRAZ II	20	28	4	8	16	36	65	2	4	8	17	34	2	4	8	19	31				
16 AMSTETTEN	15	28	3	6	19	28	56	1	3	10	14	28	2	3	9	14	28				

Bahrain A

	TOTALE													CASA				FUORI			
	Pt	Pg	V	P	S	Gf	Gs	V	P	S	Gf	Gs	V	P	S	Gf	Gs				
1 AL KHALIDIYAH	44	21	12	8	1	45	15	6	5	0	30	10	6	3	1	15	5				
2 AL RIFFA	37	21	10	7	4	34	24	5	3	2	14	9	5	4	2	20	15				
3 AL MUHARRAQ	36	21	9	9	3	39	27	5	5	0	19	10	4	4	3	20	17				
4 MANAMA	30	21	8	6	7	26	25	3	3	5	11	17	5	3	2	15	8				
AL-AHLI MANAMA	30	21	8	6	7	29	30	4	4	3	16	13	4	2	4	13	17				
6 AL NAJMA	27	21	7	6	8	39	40	4	4	3	21	22	3	2	5	18	18				
7 SITRA CLUB	25	21	5	10	6	28	32	2	5	4	11	14	3	5	2	17	18				
8 AL SHABAB	24	21	6	6	9	25	31	4	1	5	13	14	2	5	4	12	17				
9 AL HIDD	23	21	5	8	8	27	32	3	2	5	11	16	2	6	3	16	16				
EAST RIFFA	23	21	5	8	8	24	29	2	5	3	11	14	3	3	5	13	15				
11 AL HALA	20	21	6	2	13	17	38	2	1	7	6	17	4	1	6	11	21				
12 BUSAITEEN	18	21	4	6	11	24	34	2	3	6	15	23	2	3	5	9	11				

Austria III Div. Girone A

	TOTALE													CASA				FUORI			
	Pt	Pg	V	P	S	Gf	Gs	V	P	S	Gf	Gs	V	P	S	Gf	Gs				
1 RAPID VIENNA	62	28	19	5	4	67	23	11	1	2	34	9	8	4	2	33	14				
2 DONAUFELD	53	28	15	8	5	65	34	6	5	3	35	22	9	3	2	30	12				
3 LEOBENDORF	49	28	14	7	5	51	33	7	3	4	24	19	7	4	3	27	14				
4 ARRIBA KREMS	47	27	13	8	6	42	30	8	3	2	24	12	5	5	4	18	18				
5 MARCHFELD	43	28	12	7	9	43	42	9	2	3	28	16	3	5	6	15	26				
6 WIENER VIKTORIA	41	27	10	11	6	46	39	7	4	3	32	21	3	7	3	14	18				
7 WIENER SK	39	28	10	9	9	45	40	6	5	3	23	19	4	4	6	22	21				
8 YV AUSTRIA WIEN	37	28	9	10	9	45	40	5	6	4	17	15	4	4	5	28	25				
TRAIKIRCHEN	37	28	10	7	11	59	48	6	2	5	24	19	4	5	6	35	29				
10 OBERWART	34	28	10	4	14	33	48	5	0	9	17	31	5	4	5	16	17				
11 ELEKTRA	33	28	8	9	11	33	40	5	7	2	17	14	3	2	9	16	26				
12 NEUSIEDL	32	28	9	5	14	35	56	4	4	6	17	28	5	1	8	18	28				
13 FAVORITNER	29	28	6	11	11	30	47	3	7	4	13	17	3	4	7	17	30				
14 MAUERWERK	25	28	5	10	13	25	56	2	3	9	13	38	3	7	4	12	18				
15 DRASSBURG	23	28	6	5	17	34	59	4	4	6	22	26	2	1	11	12	33				
16 ARDAGGER	22	28	4	10	14	18	36	4	7	3	13	12	0	3	11	5	24				

Bangladesh A

	TOTALE													CASA				FUORI			
	Pt	Pg	V	P	S	Gf	Gs	V	P	S	Gf	Gs	V	P	S	Gf	Gs				
1 KINGS	41	16	13	2	1	46	12	6	2	1	23	10	7	0	0	23	2				
2 MOHAMMEDAN DHAKA	29	16	7	8	1	35	15	2	6	1	19	8	5	2	0	16	7				
3 DHAKA	29	16	8	5	3	30	18	3	4	1	17	10	5	1	2	13	8				
4 BANGLADESH POLICE	23	16	6	5	5	20	17	3	0	4	8	9	3	5	1	12	8				
5 ABAHANI LTD. C.	19	16	4	7	5	19	23	2	3	3	7	13	2	4	2	12	10				
6 FORTIS FC	18	16	4	6	6	16	21	2	2	3	9	10	2	3	3	7	11				
7 SHEIKH JAMAL DC	17	16	4	5	7	13	19	2	2	4	8	13	2	3	3	5	6				
8 SHEIKH RUSSEL	16	16	3	7	6	16	19	2	3	3	8	8	1	4	3	8	11				
9 RAHMATGONJ MFS	12	16	1	9	6	17	26	0	5	2	6	10	1	4	4	11	16				
10 BROTHERS UNION	7	16	1	4	11	19	61	0	1	7	6	29	1	3	4	13	32				

Austria III Div. Girone B

	TOTALE													CASA				FUORI			
	Pt	Pg	V	P	S	Gf	Gs	V	P	S	Gf	Gs	V	P	S	Gf	Gs				
1 AUSTRIA SALISBUR.	56	26	17	5	4	71	29	11	1	1	46	14	6	4	3	25	15				
2 HOHENEMS	52	26	15	7	4	61	31	9	3	1	33	9	6	4	3	28	22				
3 PINZGAU	46	26	14	4	8	43	29	10	1	2	26	8	4	3	6	17	21				
4 REICHENAU	46	26	13	7	6	49	27	8	3	2	29	7	5	4	4	20	20				
5 BISCHOFSHOFEN	42	26	13	3	10	58	39	8	3	2	34	17	5	0	8	24	22				
6 ALTACH	42	25	12	6	7	45	32	7	4	1	30	15	5	2	6	15	17				
7 MOTZ/SILZ	40	26	13	1	12	68	56	10	1	2	43	23	3	0	10	25	33				
8 WALS-GRUNAU	40	26	11	7	8	40	39	7	2	4	22	18	4	5	4	18	21				
9 IMST 1933	39	26	10	9	7	57	53	7	4	2	33	26	3	5	5	24	27				
10 SCHWAZ	36	25	10	6	9	40	34	8	4	1	30	9	2	2	8	10	25				
11 KUFSTEIN	31	26	9	4	13	28	42	6	0	7	15	18	3	4	6	13	24				
12 ST. JOHANN	27	26	6	9	11	35	48	5	6	2	26	20	1	3	9	9	28				
13 ROTHIS	26	26	6	8	12	31	45	3	6	4	16	16	3	2	8	15	29				
14 WOLFURT	21	26	6	3	17	35	70	4	2	7	15	23	2	1	10	20	47				
15 RANKWEIL	19	26	6	1	19	33	85	4	0	9	21	36	2	1	10	12	49				
16 DORNBIERNER	15	26	3	6	17	27	62	2	3	8	13	30	1	3	9	14	32				

Belgio A

	TOTALE													CASA				FUORI			
	Pt	Pg	V	P	S	Gf	Gs	V	P	S	Gf	Gs	V	P	S	Gf	Gs				
1 U.S. GILLOISE	70	30	21	7	2	63	31	11	3	1	34	16	10	4	1	29	15				
2 ANDERLECHT	63	30	18	9	3	58	30	11	3	1	30	13	7	6	2	28	17				
3 ANVERSA	52	30	14	10	6	55	27	9	5	1	34	10	5	5	5	21	17				
4 CLUB BRUGES	51	30	14	9	7	62	29	8	6	1	35	14	6	3	6	27	15				
5 CER. BRUGGE	47	30	14	5	11	44	34	8	2	5	27	18	6	3	6	17	16				
6 GENK	47	30	12	11	7	51	31	6	6	3	28	17	6	5	4	23	14				
7 GENT	47	30	12	11	7	53	38	7	6	2	34	18	5	5	5	19	20				
8 MECHELEN	45	30	13	6	11	39	34	7	4	4	22	12	6	2	7	17	22				
9 ST-TRUIDEN	40	30	10	10	10	35	46	8	4	3	18	14	2	6	7	17	32				
10 STAND-LIEGI	34	30	8	10	12	33	41	6	5	4	18	12	2	5	8	15	29				
11 WESTERLO	30	30	7	9	14	42	54	5	2	8	21	27	2	7	6	21	27				
12 OH LEUVEN	29	30	7	8	15	34	47	5	4	6	19	15	2	4	9	15	32				
13 CHARLEROI	29	30	7	8	15	26	48	6	4	5	20	23	1	4	10	6	25				
14 EUPEN	24	30	7	3	20	24	58	4	2	9	15	28	3	1	11	9	30				
15 KORTRIJK	24	30	6	6	18	22	57	4	3	8	13	24	2	3	10	9	33				
16 MOLENBEEK 47	23	30	5	8	17	31	67	3	6	6	15	28	2	2							

		Bielorussia A																
		TOTALE					CASA					FUORI						
		Pt	Pg	V	P	S	Gf	Gs	V	P	S	Gf	Gs	V	P	S	Gf	Gs
1	DINAMO MINSK	69	28	22	3	3	72	21	12	1	1	38	10	10	2	2	34	11
2	NEMAN	62	28	19	5	4	60	22	9	3	2	26	8	10	2	2	34	14
3	TORPEDO ZHODINO	49	28	12	13	3	33	18	4	9	1	19	12	8	4	2	14	6
4	ISLOCH	47	28	14	5	9	40	29	7	3	4	23	15	7	2	5	17	14
	BATE BORISOV	47	28	14	5	9	49	32	6	2	6	25	21	8	3	3	24	11
6	GOMEL	41	28	11	8	9	45	48	7	1	6	24	29	4	7	3	21	19
7	SLAVIA MOZYR	40	28	11	7	10	32	30	7	2	5	16	12	4	5	5	16	18
8	SLUTSK	35	28	9	8	11	38	40	7	5	2	22	15	2	3	9	16	25
9	FC MINSK	33	28	8	9	11	21	26	6	5	3	16	12	2	4	8	5	14
10	DINAMO BREST	30	28	9	3	16	33	50	4	3	7	19	25	5	0	9	14	25
11	SMORGON	24	28	7	3	18	28	59	6	2	6	16	22	1	1	12	12	37
12	NAFTAN NAVAPOLACK	23	28	6	5	17	28	57	3	4	7	13	24	3	1	10	15	33
13	SHAKHTER SOLIGORSK	9	28	13	5	10	50	40	9	1	4	27	18	4	4	6	23	22
14	BGU MINSK	4	28	7	6	15	25	42	5	1	8	14	22	2	5	7	11	20
15	BELSHINA	3	28	3	5	20	21	61	2	3	9	7	25	1	2	11	14	36

		Bielorussia B																
		TOTALE					CASA					FUORI						
		Pt	Pg	V	P	S	Gf	Gs	V	P	S	Gf	Gs	V	P	S	Gf	Gs
1	ARS DZERZHINSK	81	32	26	3	3	86	30	13	1	2	50	15	13	2	1	36	15
2	DNEPR MOGILEV	73	32	22	7	3	75	24	12	3	1	36	10	10	4	2	39	14
	VITEBSK	73	32	23	4	5	68	22	11	2	3	31	9	12	2	2	37	13
4	LOKOMOTIV GOMEL	62	32	19	5	8	55	40	11	1	4	33	18	8	4	4	22	22
5	MAXLINE ROGACHEV	61	32	19	4	9	84	52	10	3	3	42	23	9	1	6	42	29
6	BARANOVICHI	48	32	14	6	12	46	49	8	4	4	27	25	6	2	8	19	24
7	ZHODINO-UZHNOE	46	32	13	7	12	62	52	6	4	6	31	25	7	3	6	31	27
8	VOLNA PINSK	43	32	12	7	13	41	49	9	2	5	27	26	3	5	8	14	23
9	NIVA DOLBIZNO	41	32	12	5	15	53	66	5	3	8	26	35	7	2	7	27	31
	LIDA	41	32	12	5	15	44	58	5	4	7	24	22	7	1	8	20	26
	MOLODECHNO	41	32	11	8	13	51	56	8	2	6	32	20	3	6	7	19	36
12	OSTROVETS	39	32	10	9	13	54	62	4	4	8	21	33	6	5	5	33	29
13	FK BUMPROM	38	32	10	8	14	45	62	6	5	5	24	28	4	3	9	21	34
14	ORSHA	31	32	8	7	17	50	62	4	3	9	20	29	4	4	8	30	33
15	KOMMUNALNIK SLONIM	22	32	5	7	20	26	63	3	3	10	13	36	2	4	10	13	27
16	SHAKHTAR PETRIKOV	22	32	6	4	22	33	72	2	4	10	17	35	4	0	12	16	37
17	O SIPOVICH	5	32	1	2	29	21	85	0	1	15	9	42	1	1	14	12	43

		Bolivia A																
		TOTALE					CASA					FUORI						
		Pt	Pg	V	P	S	Gf	Gs	V	P	S	Gf	Gs	V	P	S	Gf	Gs
1	THE STRONGEST	65	32	19	8	5	65	34	13	3	0	40	10	6	5	5	25	24
2	BOLIVAR	57	32	17	6	9	84	42	14	1	1	54	13	3	5	8	30	29
	ALWAYS READY	57	32	16	9	7	54	36	11	4	1	39	14	5	5	6	15	22
4	NACIONAL POTOSI	54	32	16	6	10	72	46	13	1	2	57	19	3	5	8	15	27
5	CD AURORA	51	32	14	9	9	45	31	10	3	3	28	12	4	6	6	17	19
6	REAL TOMAYAPO	49	32	13	10	9	36	34	8	6	2	20	11	5	4	7	16	23
7	SANTA CRUZ	46	32	13	7	12	31	42	10	5	1	22	15	3	2	11	9	27
8	J. WILSTERMANN	43	32	12	13	7	39	27	9	5	2	23	9	3	8	5	16	18
	ORIENTE PETROLERO	43	32	11	10	11	44	42	8	5	3	22	10	3	5	8	22	32
11	UNI DE VINTO	41	32	9	14	9	30	28	4	6	6	13	15	5	8	3	17	13
11	INDEPENDIENTE PETRO	40	32	13	1	18	33	45	8	1	7	20	25	5	0	11	13	25
12	ROYAL PARI	35	32	8	11	13	40	53	4	7	5	20	21	4	4	8	20	32
	GUABIRA	35	32	10	5	17	34	49	9	4	3	30	17	1	1	14	4	32
14	BLOOMING	33	32	9	6	17	37	56	7	4	5	24	26	2	2	12	13	30
	LIBERTAD G. MAMORE	33	32	9	6	17	32	65	8	3	5	20	16	1	3	12	12	49
16	VACA DIEZ	32	32	8	8	16	42	61	7	5	4	26	22	1	3	12	16	39
17	PALMAFLOR	29	32	8	5	19	32	59	5	4	7	19	23	3	1	12	13	36

		Bolivia Coppa Girone A																
		TOTALE					CASA					FUORI						
		Pt	Pg	V	P	S	Gf	Gs	V	P	S	Gf	Gs	V	P	S	Gf	Gs
1	CD AURORA	16	9	4	4	1	6	4	1	3	0	3	2	3	1	1	3	2
2	THE STRONGEST	12	8	3	3	2	10	6	3	0	1	7	1	0	3	1	3	5
3	GUABIRA	11	9	3	2	4	9	8	2	1	2	4	3	1	1	2	5	3
4	PALMAFLOR	10	8	2	4	2	5	5	2	2	0	5	2	0	2	2	0	3
5	SANTA CRUZ	6	8	1	3	4	4	11	0	2	2	2	5	1	1	2	2	6

		Bolivia Coppa Girone B																
		TOTALE					CASA					FUORI						
		Pt	Pg	V	P	S	Gf	Gs	V	P	S	Gf	Gs	V	P	S	Gf	Gs
1	BLOOMING	22	10	7	1	2	16	8	4	0	1	9	5	3	1	1	7	3
2	ALWAYS READY	15	10	4	3	3	20	17	3	2	0	13	6	1	1	3	7	11
	UNI DE VINTO	15	10	4	3	3	17	17	4	1	0	12	6	0	2	3	5	11
4	NACIONAL POTOSI	12	10	3	3	4	20	17	2	2	1	12	4	1	1	3	8	13
	VACA DIEZ	12	10	4	0	6	14	21	3	0	2	9	6	1	0	4	5	15
6	INDEPENDIENTE PETRO	8	10	2	2	6	10	17	1	1	3	6	9	1	1	3	4	8

		Bolivia Coppa Girone C																
		TOTALE					CASA					FUORI						
		Pt	Pg	V	P	S	Gf	Gs	V	P	S	Gf	Gs	V	P	S	Gf	Gs
1	BOLIVAR	24	10	8	0	2	24	7	5	0	0	17	2	3	0	2	7	5
2	ROYAL PARI	13	10	4	1	5	14	15	4	0	1	10	3	0	1	4	4	12
	LIBERTAD G. MAMORE	13	10	4	1	5	10	17	2	1	2	6	5	2	0	3	4	12
4	REAL TOMAYAPO	12	10	3	3	4	7	13	2	1	2	4	7	1	2	3	6	6
5	J. WILSTERMANN	11	10	5	2	3	20	11	3	1	1	11	5	2	1	2	9	6
6	ORIENTE PETROLERO	6	10	1	3	6	7	19	1	2	2	5	7	0	1	4	2	12

		Brasile Cearense U20 Girone C																
		TOTALE					CASA					FUORI						
		Pt	Pg	V	P	S	Gf	Gs	V	P	S	Gf	Gs	V	P	S	Gf	Gs
1	SANTA CRUZ	14	6	4	2	0	22	7	2	1	0	11	5	2	1	0	11	2
2	SAO GERARDO	10	6	3	1	2	10	9	1	1	1	3	5	2	0	1	7	4
3	CLUBE ATLETICO CEARENSE	10	6	3	1	2	14	6	1	1	1	6	3	1	2	0	8	3
4	ALVINEGRO	0	6	0	0	6	3	27	0	0	3	1	15	0	0	3	2	12

		Bosnia																
		TOTALE					CASA					FUORI						
		Pt	Pg	V	P	S	Gf	Gs	V	P	S	Gf	Gs	V	P	S	Gf	Gs
1	BORAC BANJA L.	75	31	23	6	2	63	21	13	2	1	35	11	10	4	1	28	10
2	ZRINJSKI	70	31	22	4	5	68	26	14	0	2	42	12	8	4	3	26	14
3	VELEZ MOSTAR	55	31	15	10	6	42	24	10	6	0	28	8	5	4	6	14	16
4	SARAJEVO	51	31	16	6	9	54	35	11	3	2	37	14	5	3	7	17	21
5	POSUSJE	44	31	12	8	11	32	28	8	4	4	21	12	4	4	7	11	16
6	SLOGA	41	31	13	2	16	34	46	10	2	4	24	16	3	0	12	10	30
7	ZELJEZNICAR	37	31	11	4	16	28	35	9	3	3	19	8	2	1	13	9	27
8	SIROKI BRIJEG	35	31	10	5	16	32	41	7	3	5	20	15	3	2	11	12	26
9	IGMAN	33	31	9	6	16	36	59	7	3								

Brasile Alagoano

	TOTALE												CASA						FUORI					
	Pt	Pg	V	P	S	Gf	Gs	V	P	S	Gf	Gs	V	P	S	Gf	Gs							
1 CRB	16	7	5	1	1	8	4	2	1	1	3	3	3	0	0	5	1							
2 ARAPIRAUENSE	14	7	4	2	1	11	7	2	2	0	7	4	2	0	1	4	3							
3 CS ESPORTIVA	12	7	3	3	1	11	8	2	1	0	6	3	1	2	1	5	5							
4 MURICI	10	7	2	4	1	7	5	2	2	0	4	1	0	2	1	3	4							
5 ALAGOANO	8	7	2	2	3	7	9	1	1	1	3	4	1	1	2	4	5							
6 SC PENEDENSE AL	7	7	1	4	2	4	5	0	1	2	2	4	1	3	0	2	1							
7 CORUIPE	7	7	1	4	2	4	5	1	2	1	2	2	0	2	1	2	3							
8 CRUZEIRO ARAPIRACA	0	7	0	0	7	2	11	0	0	3	1	5	0	0	4	1	6							

Brasile Campeonato Rondoniense

	TOTALE												CASA						FUORI					
	Pt	Pg	V	P	S	Gf	Gs	V	P	S	Gf	Gs	V	P	S	Gf	Gs							
1 REAL DESP. ARIQUEMES	22	10	7	1	2	20	9	5	0	0	14	4	2	1	2	6	5							
2 PORTO VELHO	22	10	7	1	2	20	9	5	0	0	14	4	2	1	2	6	5							
3 BARCELONA RO	16	10	4	4	2	14	9	4	0	1	10	4	0	4	1	4	5							
4 UNIAO CACOALENSE	13	10	3	4	3	17	6	1	3	1	3	2	2	1	2	4	4							
5 JAUARE RO	13	10	3	4	3	12	14	1	3	1	4	2	1	2	1	2	8	10						
6 JI-PARANA	11	10	3	2	5	6	12	2	1	2	3	5	1	1	3	3	7							
7 GENUS	6	10	1	3	6	9	18	1	2	2	7	8	0	1	4	2	10							

Brasile Alagoano B

	TOTALE												CASA						FUORI					
	Pt	Pg	V	P	S	Gf	Gs	V	P	S	Gf	Gs	V	P	S	Gf	Gs							
1 SC PENEDENSE AL	24	9	8	0	1	21	4	5	0	0	12	1	3	0	1	9	3							
2 ZUMBI EC AL	20	9	6	2	1	20	4	3	1	1	13	3	3	1	0	7	1							
3 OLHODAGUENSE	19	9	5	4	0	20	8	4	1	0	13	4	1	3	0	7	4							
4 CR BRASIL B AL	17	9	5	2	2	21	11	4	0	0	16	0	1	2	2	5	11							
5 FF SPORT FC AL	6	4	2	0	2	4	5	1	0	1	1	2	1	0	1	3	3							
6 DIMENSAO SAUDE	14	9	4	2	3	11	10	1	2	1	4	4	3	0	2	7	6							
7 JACYOBA	10	9	3	1	5	8	20	2	1	2	7	8	1	0	3	1	12							
8 EC GUARANY AL	6	9	2	0	7	9	16	2	0	2	6	3	0	0	5	3	13							
9 DINAMO FC AL	4	9	1	1	7	4	19	0	1	3	2	9	1	0	4	2	10							
10 MIGUELENSE AL	3	9	1	0	8	1	18	1	0	3	1	5	0	0	5	0	13							

Brasile Capixaba

	TOTALE												CASA						FUORI					
	Pt	Pg	V	P	S	Gf	Gs	V	P	S	Gf	Gs	V	P	S	Gf	Gs							
1 RIO BRANCO	19	9	6	1	2	13	5	3	0	1	6	1	3	1	1	7	4							
2 REAL NOROESTE	18	9	5	3	1	17	9	2	2	1	10	6	3	1	0	7	3							
3 DESPORTIVA FERROVIARIA	9	4	4	1	13	11	2	2	0	5	1	2	2	1	2	1	8	10						
4 PORTO VITORIA ES	15	9	4	3	2	9	8	3	1	1	5	4	1	2	1	4	4							
5 JAGUARE ES	14	9	3	5	1	8	2	2	0	6	2	1	3	1	2	2	6							
6 RIO BRANCO ES	10	9	2	4	3	8	9	1	3	0	6	5	1	1	3	2	4							
7 VITORIA	9	9	2	3	4	11	11	2	1	2	8	6	0	2	2	3	5							
8 NOVA VENECIA ES	8	9	1	5	3	7	12	1	2	2	5	8	0	3	1	2	4							
9 SERRA	5	9	1	2	6	11	16	1	1	3	7	5	0	1	3	4	11							
10 ESTRELA DO NORTE FC ES	9	0	4	5	2	10	0	3	1	1	2	0	1	4	1	8	8							

Brasile Amapaense

	TOTALE												CASA						FUORI					
	Pt	Pg	V	P	S	Gf	Gs	V	P	S	Gf	Gs	V	P	S	Gf	Gs							
1 INDEPENDENTE AP	17	7	5	2	0	14	5	4	0	0	10	2	1	2	0	4	3							
2 TREM	15	7	5	0	2	12	4	3	0	0	8	0	2	0	2	4	4							
3 SANTOS	12	7	3	3	1	9	6	1	2	1	4	4	2	1	0	5	2							
4 ORATORIO	10	7	3	1	3	8	1	1	1	3	2	2	0	2	5	6								
5 YPIRANGA	10	7	3	1	3	6	6	1	0	2	1	2	2	1	1	5	4							
6 SANTANA AP	8	7	2	2	3	12	14	1	2	1	10	6	1	0	2	2	8							
7 MACAPA	6	7	2	0	5	9	13	0	0	4	3	9	2	0	1	6	4							
8 SAO PAULO FC AP	1	7	0	1	6	6	20	0	0	3	4	8	0	1	3	2	12							

Brasile Carioca B

	TOTALE												CASA						FUORI					
	Pt	Pg	V	P	S	Gf	Gs	V	P	S	Gf	Gs	V	P	S	Gf	Gs							
1 GONCALENSE	21	11	6	3	2	11	8	4	0	1	5	3	2	3	1	6	5							
2 SAMPAIO CORREA	20	11	6	2	3	13	12	6	0	0	12	6	0	2	3	1	6							
3 ARTSUL	19	11	5	4	2	15	10	3	2	0	7	4	2	2	2	8	6							
4 OLARIA	19	11	5	4	2	14	9	3	2	1	7	4	2	2	1	7	5							
5 AMERICANO	19	11	5	4	2	12	7	2	3	0	4	2	3	1	2	8	5							
6 CABOFRIENSE	15	11	4	3	4	13	13	3	1	1	7	5	1	1	3	6	8							
7 RESENDE	14	11	4	2	5	13	11	3	1	2	11	7	1	1	3	2	4							
8 AMERICA	14	11	4	2	5	11	12	2	1	2	3	4	2	1	3	8	8							
9 MARICA	12	11	3	3	5	10	12	1	2	3	6	8	2	1	2	4	4							
10 CEAC/ARARUAMA FC RJ	11	11	2	5	4	9	11	0	4	1	3	4	2	1	3	6	7							
11 MACAE ESPORTE	10	11	3	1	7	8	16	0	1	5	2	11	3	0	2	6	5							
12 FRIBURGUENSE	7	11	2	1	8	5	13	2	0	4	3	6	0	1	4	2	7							

Brasile Amazonense

	TOTALE												CASA						FUORI					
	Pt	Pg	V	P	S	Gf	Gs	V	P	S	Gf	Gs	V	P	S	Gf	Gs							
1 AMAZONAS AM	8	5	2	2	1	8	4	1	1	1	4	3	1	1	0	4	1							
2 PARINTINS FC AM	11	5	3	2	0	7	2	1	1	0	3	1	2	1	0	4	1							
3 MANAUARA EC AM	10	5	3	1	1	10	4	2	1	0	7	1	1	0	1	3	3							
4 MANAUS AM	8	5	2	2	1	6	4	1	1	1	2	2	1	1	0	4	2							
5 NACIONAL AM	7	5	1	4	0	5	4	0	3	0	4	4	1	1	0	1	0							
6 SAO RAIMUNDO	8	5	2	2	1	5	6	0	1	1	1	4	2	1	0	4	2							
7 PRINCESA SOLIMOES	6	5	1	3	1	6	6	1	1	1	4	4	0	2	0	2	2							
8 OPERARIO AM	4	5	1	1	3	5	7	1	0	1	3	2	0	1	2	2	5							
9 UNIDOS ALVORADA	1	5	0	1	4	1	11	0	0	2	0	3	0	1	2	1	8							
10 RIO NEGRO	2	5	0	2	3	2	7	0	1	1	1	2	0	1	2	1	5							

Brasile Carioca Femm.

	TOTALE												CASA						FUORI					
	Pt	Pg	V	P	S	Gf	Gs	V	P	S	Gf	Gs	V	P	S	Gf	Gs							
1 PEROLAS NEGRAS	15	5	5	0	0	29	2	3	0	0	12	2	2	0	0	17	0							
2 FLAMENGO	21	7	7	0	0	95	1	6	0	0	93	0	1	0	0	2	1							
3 BOTAFOGO	18	7	6	0	1	29	3	5	0	1	26	2	1	0	0	3	1							
4 DUQUE DE CAXIAS	9	5	3	0	2	12	10	2	0	1	9	6	1	0	1	3	4							
5 VASCO DA GAMA	16	7	5	1	1	45	4	5	0	1	45	4	0	1	0	0	0							
6 TIGRES DO BRASIL	9	5	3	0	2	10	14	2	0	0	4	1	1	0	2	6	13							
7 FLUMINENSE	16	7	5	1	1	33	4	5	1	0	33	1	0	0	1	0	3							
8 RIO DE JANEIRO	6	5	2	0	3	17	8	1	0	1	13	3	1	0	2	4	5							
9 SERRA MACAENSE	6	5	2	0	3	16	9	1	0	2	13	6	1	0	1	3	3							
10 SE BUZIOS RJ	0	5	0	0	5	3	44	0	0	2	2	16	0	0	3	1	28							
11 AMERICA	12	7	3	1	3	27	19	1	1	0	15	4	2	0	3	12	15							
12 PORTUGUESA	9	7	3	0	4	15	20	2	0	1	10	1	1	0	3	5	19							
13 CABOFRIENSE	4	7	1	2	4	7	31	0	1	2	1	8	1	1	2	6	23							
14 BARCELONA	0	7	0	0	7	0	21	0	0	2	0	6	0	0	5	0	15							
15 RIO SAO PAULO	0	7	0	0	7	0	85	0	0	2	0	16	0	0	5	0	69							
16 IQSL BRASILEIRINHO	0	7	0	0	7	0	105	0	0	3	0	36	0	0	4	0	69							

Brasile Baiano

	TOTALE												CASA						FUORI					
	Pt	Pg	V	P	S	Gf	Gs	V	P	S	Gf	Gs	V	P	S	Gf	Gs							
1 BAHIA	19	9	6	1	2	23	8	4	0	1	14	1	2	1	1	9	7							
2 VITORIA	19	9	6	1	2	14	5	4	0	0	10	2	2	1	2	4	3							
3 BARCELONA ILHEUS BA	16	9	5	1	3	7	5	3	1	0	4	1	2	0	3	3	4							
4 JEQUIE	14	9	4	2	3	8	8	3	0	1	5	3	1	2	2	3	5							

Brasile Cearense

	TOTALE												CASA						FUORI					
	Pt	Pg	V	P	S	Gf	Gs	V	P	S	Gf	Gs	V	P	S	Gf	Gs							
1 FORTALEZA	11	5	3	2	0	14	5	2	1	0	8	4	1	1	0	6	1							
2 CEARA	11	5	3	2	0	16	4	3	0	0	12	0	0	2	0	4	4							
3 IGUATU CE	10	5	3	1	1	7	5	3	0	0	4	0	0	1	1	3	5							
4 MARACANA	1	1	0	0	1	1	0	1	0	1	1	0	0	0	0	0	0							
5 FLORESTA EC	7	5	2	1	2	7	5	1	1	0	4	2	1	0	2	3	3							
6 FERROVIARIO	8	5	2	2	1	6	6	0	2	1	2	4	2	0	0	4	2							
7 CAUCAIA	3	5	1	0	4	3	10	1	0	2	3	4	0	0	2	0	6							
8 HORIZONTE	4	5	1	1	3	5	10	0	1	1	2	4	1	0	2	3	6							
9 BARBALHA	2	5	0	2	3	2	9	0	0	2	1	7	0	2	1	1	2							
10 ATLETICO CEARENSE	2	5	0	2	3	2	11	0	1	1	1	2	0	1	2	1	9							

Brasile Copa Paulista Girone B

	TOTALE												CASA						FUORI					
	Pt	Pg	V	P	S	Gf	Gs	V	P	S	Gf	Gs	V	P	S	Gf	Gs							
1 XV DE NOVEMBRO	22	10	6	4	0	10	1	2	3	0	6	1	4	1	0	4	0							
2 CA JUVENTUS	19	10	5	4	1	17	13	3	2	0	9	5	2	2	1	8	8							
3 PRIMAVERA	14	10	4	2	4	9	9	1	0	4	3	6	3	2	0	6	3							
4 OESTE	13	10	3	4	3	11	11	0	3	2	5	7	3	1	1	6	4							
5 PONTE PRETA	6	10	1	3	6	5	11	0	1	4	2	7	1	2	2	3	4							
6 BRAGANTINO	6	10	1	3	6	13	20	1	1	3	7	7	0	2	3	6	13							

Brasile Cearense C

	TOTALE												CASA						FUORI					
	Pt	Pg	V	P	S	Gf	Gs	V	P	S	Gf	Gs	V	P	S	Gf	Gs							
1 MARANGUAPE	19	8	6	1	1	18	3	3	0	1	13	2	3	1	0	5	1							
2 CARIRI CE	18	8	6	0	2	16	4	2	0	2	6	3	4	0	0	10	1							
3 CALOUROS DO AR	15	8	5	0	3	15	10	2	0	2	6	4	3	0	1	9	6							
4 TERRA E MAR	4	8	1	1	6	3	20	0	1	3	1	12	1	0	3	2	8							
5 EC LIMOEIRO CE	2	8	0	2	6	2	17	0	1	3	1	6	0	1	3	1	11							

Brasile Copa Paulista Girone C

	TOTALE												CASA						FUORI					
	Pt	Pg	V	P	S	Gf	Gs	V	P	S	Gf	Gs	V	P	S	Gf	Gs							
1 PORTUGUESA	23	10	7	2	1	14	2	4	1	0	8	0	3	1	1	6	2							
2 SAO JOSE	23	10	7	2	1	16	7	4	1	0	9	3	3	1	1	7	4							
3 PORTUGUESA SANTIST	21	10	7	0	3	13	7	5	0	0	8	2	2	0	3	5	5							
4 SANTO ANDRE	10	10	3	1	6	7	15	1	1	3	2	5	2	0	3	5	10							
5 SAO BERNARDO	6	10	2	0	8	6	15	1	0	4	4	9	1	0	4	2	6							
6 SAO CAETANO	4	10	1	1	8	4	14	1	0	4	3	7	0	1	4	1	7							

Brasile Cearense U20 Girone A

	TOTALE												CASA						FUORI					
	Pt	Pg	V	P	S	Gf	Gs	V	P	S	Gf	Gs	V	P	S	Gf	Gs							
1 FORTALEZA	37	13	12	1	0	51	2	7	0	0	41	1	5	1	0	10	1							
2 CEARA	32	13	10	2	1	40	9	6	0	1	22	4	4	2	0	18	5							
3 FERROVIARIO	30	13	9	3	1	37	10	5	2	0	18	4	4	1	1	19	6							
4 GR PAGUE MENOS	26	13	8	2	3	28	10	3	1	3	9	6	5	1	0	19	4							
5 FLORESTA	24	13	7	3	3	32	15	3	2	2	19	12	4	1	1	13	3							
6 FC ATLETICO CEARENSE	23	13	7	2	4	37	21	3	1	2	22	5	4	1	2	15	16							
7 JUAZEIRO	20	13	6	2	5	24	16	4	2	1	20	5	2	0	4	4	11							
8 TIRADENTES	14	13	4	2	7	12	23	1	1	4	2	10	3	1	3	10	13							
9 PACAJUS	13	13	4	1	8	16	28	2	1	4	9	16	2	0	4	7	12							
10 HORIZONTE	11	13	3	2	8	20	30	2	1	3	11	13	1	1	5	9	17							
11 ITAREMA	10	13	3	1	9	16	33	1	0	5	7	16	2	1	4	9	17							
12 GUARANY	10	11	3	1	7	8	26	3	0	2	6	7	0	1	5	2	19							
13 CE UNIAO	6	12	2	0	10	14	59	1	0	5	9	26	1	0	5	3	33							
14 TERRA E MAR	0	12	0	0	12	3	56	0	0	5	2	16	0	0	7	1	40							

Brasile Gaucho

	TOTALE												CASA						FUORI					
	Pt	Pg	V	P	S	Gf	Gs	V	P	S	Gf	Gs	V	P	S	Gf	Gs							
1 INTERNACIONAL	28	11	9	1	1	21	7	5	0	0	12	3	4	1	1	9	4							
2 GREMIO	23	11	7	2	2	23	10	5	1	0	18	5	2	1	2	5	5							
3 SER CAXIAS	16	11	4	4	3	15	14	3	1	2	10	8	1	3	1	5	6							
4 GUARANY DE BAGE	16	11	4	4	3	12	15	3	1	1	7	4	1	3	2	5	11							
5 JUVENTUDE	15	11	4	3	4	15	9	3	1	1	12	4	1	2	3	3	5							
6 SAN JOSE	15	11	3	6	2	11	10	2	2	1	6	3	1	4	1	5	7							
7 BRASIL RS	15	11	3	6	2	9	8	2	3	1	4	2	1	3	1	5	6							
8 SAO LUIZ	13	11	2	7	2	9	9	2	4	0	5	3	0	3	2	4	6							
9 YPIRANGA	10	11	1	7	3	7	14	0	5	0	4	4	1	2	3	3	10							
10 AVENIDA	9	11	2	3	6	5	10	1	2	2	2	2	1	1	4	3	8							
11 NOVO HAMBURGO	9	11	2	3	6	6	15	2	1	3	5	7	0	2	3	1	8							
12 SANTA CRUZ RS	4	11	0	4	7	8	20	0	4	2	4	7	0	0	5	4	13							

Brasile Copa do Nordeste Girone A

	TOTALE												CASA						FUORI					
	Pt	Pg	V	P	S	Gf	Gs	V	P	S	Gf	Gs	V	P	S	Gf	Gs							
1 SPORT RECIFE	17	8	5	2	1	16	8	2	2	0	9	4	3	0	1	7	4							
2 CRB	15	8	4	3	1	12	6	3	0	1	6	2	1	3	0	6	4							
3 BOTAFOGO PB	15	8	4	3	1	9	3	2	1	1	7	3	2	2	0	2	0							
4 CEARA	15	8	4	3	1	9	6	1	2	1	6	6	3	1	0	3	0							
5 VITORIA	14	8	4	2	2	12	7	3	1	0	10	3	1	1	2	2	4							
6 MARANHAO	14	8	4	2	2	14	13	3	0	1	7	6	1	2	1	7	7							
7 AMERICA	11	8	3	2	3	9	11	2	1	1	5	4	1	1	2	4	7							
8 RIVER	10	8	3	1	4	5	9	2	1	1	2	1	1	0	3	3	8							

Brasile Gaucho B Girone A

	TOTALE												CASA						FUORI					
	Pt	Pg	V	P	S	Gf	Gs	V	P	S	Gf	Gs	V	P	S	Gf	Gs							
1 MONSOON FC RS	32	14	10	2	2	18	8	5	1	1	8	3	5	1	1	10	5							
2 SERC FARROUPILHA	20	14	6	2	6	17	14	4	1	1	13	6	2	1	4	4	8							
3 UNIAO	20	14	6	2	6	17	18	4	1	2	11	8	2	1	4	6	10							
4 PASSO FUNDO	19	14	5	4	5	12	12	3	1	3	8	2	3	2	2	4	4							
5 SCO GAUCHO PASSO FUNDO	14	14	6	0	8	14	14	4	0	3	8	4	2	0	5	6	10							
6 GREMIO GLORIA	18	14	5	3	6	12	16	4	2	1	5	3	1	1	5	7	13							
7 VERANOPOLIS	17	14	5	2	7	17	20	2	1	4	8	11	3	1	3	9	9							
8 TUPI	15	14	4	3	7	12	17	3	2	2	8	7	1	1	5	4	10							

Brasile Copa do Nordeste Girone B

	TOTALE												CASA						FUORI					
	Pt	Pg	V	P	S	Gf	Gs	V	P	S	Gf	Gs	V	P	S	Gf	Gs							
1 BAHIA	18	8	6	0	2	11	8	4	0	0	8	2	2	0	2	3	6							
2 FORTALEZA	8	8	2	2	4	9	10	2	0	2	5	4	0	2	2	4	6							
3 AA ALTOS PI	8	8	1	5	2	6	8	0	3	1	3	4	1	2	1	3	4							
4 NAUTICO	7	8	1	4	3	7	8	0	2	2	1	3	1	2	1	6	5							
5 ABC	7	8	1	4	3	8	12	0	3	1	4	6	1	1	2	4	6							
6 JUAZEIRENSE	6	8	2	0	6	9	13	2	0	2	7	4	0	0	4	2	9							
7 TREZE	6	8	1	3	4	5	11	1	2	1	2	2	0	1	3	3	9							
8 ITABAIANA	3	8	1	0	7	8	16	0	0	4	4	9	1	0	3	4	7							

Brasile Gaucho B Girone B

	TOTALE												CASA						FUORI					
	Pt	Pg	V	P	S	Gf	Gs	V	P	S	Gf	Gs	V	P	S	Gf	Gs							
1 SANTA CRUZ RS	26	14	7	5	2	20	9	2	4	1	10	5	5	1	1	10	4							
2 GUARANY DE BAGE	24	14	6	6	2	15	10	3	4	0	8	3	3	2	2	7	7							
3 LAJEADENSE	20	14	5	5	4	12	9	4	2	1	7	1	1	3	3	5	8							
4 PELOTAS	20	14	5	5	4	11	8	4	1	2	9	5	1	4	2	2	3							
5 BAGE	20	14	5	5	4	16	18	3	2	2	8	8	2	3	2	8	10							
6 INT. SANTA MARIA	18	14	4	6	4	12	13	3	3	1	6	4	1	3										

Brasile Goiano

	TOTALE												CASA				FUORI			
	Pt	Pg	V	P	S	Gf	Gs	V	P	S	Gf	Gs	V	P	S	Gf	Gs			
1 GOIAS	27	11	8	3	0	18	3	5	1	0	10	1	3	2	0	8	2			
2 VILLA NOVA	26	11	8	2	1	17	5	6	0	0	13	3	2	2	1	4	2			
3 GOIANIENSE	25	11	8	1	2	25	7	5	1	0	17	2	3	0	2	8	5			
4 ANAPOLIS	17	11	5	2	4	16	6	5	1	0	14	0	0	1	4	2	6			
APARECIDENSE	17	11	4	5	2	15	14	2	4	0	9	6	2	1	2	6	8			
6 GOIATUBA	16	11	4	4	3	10	14	2	2	1	4	3	2	2	2	6	11			
7 GOIANESIA	13	11	3	4	4	7	13	2	2	1	3	2	1	2	3	4	11			
8 GOIANIA	12	11	3	3	5	11	12	3	0	2	8	6	0	3	3	3	6			
9 JATAIENSE	10	11	3	1	7	9	23	2	1	2	6	9	1	0	5	3	14			
10 CRA GO	9	11	2	3	6	10	1	2	3	2	5	1	1	3	4	5				
11 MORRINHOS GO	5	11	1	2	8	7	19	1	1	3	7	0	1	5	4	12				
IPORA	5	11	1	2	8	7	22	1	1	3	5	10	0	1	5	2	12			

Brasile II Div.

	TOTALE												CASA				FUORI			
	Pt	Pg	V	P	S	Gf	Gs	V	P	S	Gf	Gs	V	P	S	Gf	Gs			
1 VITORIA	72	38	22	6	10	50	31	14	3	2	29	7	8	3	8	21	24			
2 JUVENTUDE	65	38	18	11	9	42	31	9	6	4	23	16	9	5	5	19	15			
3 CRICIUMA	64	38	19	7	12	45	33	14	1	4	29	11	5	6	8	16	22			
GOIANIENSE	64	38	17	13	8	56	45	11	7	1	34	19	6	6	7	22	26			
5 NOVORIZONTINO	63	38	19	6	13	48	30	12	3	4	29	12	7	3	9	19	18			
MIRASSOL	63	38	18	9	11	42	31	11	5	3	24	12	7	4	8	18	19			
SPORT RECIFE	63	38	17	12	9	59	40	13	4	4	21	16	4	8	7	18	24			
8 VILLA NOVA	61	38	17	10	11	49	30	11	6	2	26	10	6	4	9	23	20			
9 CRB	57	38	16	9	13	45	39	11	5	3	29	14	5	4	10	16	25			
GUARANI	57	38	15	12	11	42	33	11	4	4	20	16	4	8	7	12	17			
11 CEARA	50	38	13	11	14	40	45	9	4	6	21	19	4	7	8	19	26			
12 BOTAFOGO	47	38	12	11	15	25	42	7	5	7	13	17	5	6	8	12	25			
13 AVAI	44	38	10	14	14	31	48	6	6	7	17	23	4	8	7	14	25			
14 ITUANO	42	38	9	15	14	33	38	6	8	5	20	15	3	7	9	13	23			
PONTE PRETA	42	38	9	15	14	24	35	6	8	5	14	13	3	7	9	10	22			
16 CHAPECOENSE	40	38	9	13	16	38	43	5	7	7	17	16	4	6	9	21	27			
17 SAMPAIO CORREA	39	38	8	15	15	31	43	6	8	5	23	19	2	7	10	8	24			
18 TOMBENSE	37	38	9	10	19	37	50	5	7	7	23	21	4	3	12	14	29			
19 LONDRINA	31	38	7	10	21	31	58	5	7	7	20	21	2	3	14	11	37			
20 ABC	28	38	5	13	20	28	51	3	7	9	15	22	2	6	11	13	29			

Brasile Goiano B

	TOTALE												CASA				FUORI			
	Pt	Pg	V	P	S	Gf	Gs	V	P	S	Gf	Gs	V	P	S	Gf	Gs			
1 GOIATUBA	30	14	9	3	2	21	9	7	0	0	13	3	2	3	2	8	6			
2 JATAIENSE	26	14	8	2	4	21	11	5	0	2	12	3	3	2	2	9	8			
ANAPOLINA	26	14	7	5	2	18	8	5	2	0	12	2	2	3	2	6	6			
4 CENTRO OESTE GO	24	14	6	6	2	13	9	3	4	0	8	2	3	2	2	5	7			
5 EVANGELICA GO	17	14	5	2	7	14	19	3	2	2	7	6	2	0	5	7	13			
6 SANTA HELENA GO	15	14	3	6	5	14	19	2	4	1	9	8	1	2	4	5	11			
7 APARECIDA EC GO	14	14	4	2	8	15	19	3	0	4	10	10	1	2	4	5	9			
8 JARAGUA	2	14	0	2	12	8	30	0	2	5	5	14	0	0	7	3	16			

Brasile III Div.

	TOTALE												CASA				FUORI			
	Pt	Pg	V	P	S	Gf	Gs	V	P	S	Gf	Gs	V	P	S	Gf	Gs			
1 OPERARIO	7	6	2	1	3	9	9	2	0	1	4	2	0	1	2	5	7			
2 VOLTA REDONDA	10	6	3	1	2	6	7	2	0	1	3	3	1	1	1	3	4			
3 AMAZONAS AM	12	6	4	0	2	9	4	2	0	1	4	1	2	0	1	5	3			
4 BRUSQUE	13	6	4	1	1	9	7	2	1	0	5	3	2	0	1	4	4			
5 SAN JOSE EARTHQUAKES	6	1	3	2	5	7	1	1	1	4	4	0	2	1	1	3	3			
6 BOTAFOGO PB	3	6	1	0	5	6	11	1	0	2	5	6	0	0	3	1	5			
7 PAYSANDU	10	6	3	1	2	7	6	1	1	1	3	3	2	0	1	4	3			
8 SAO BERNARDO	7	6	2	1	3	6	2	1	0	5	2	0	0	3	1	4	4			
9 CONFIANCA	28	19	8	4	7	23	26	5	2	13	9	3	2	5	10	17				
10 NAUTICO	27	19	6	9	4	25	24	5	4	1	12	6	1	5	3	13	18			
11 REMO	25	19	6	7	6	20	18	4	2	3	12	10	2	5	3	8	8			
12 ALAGOANO	24	19	5	9	5	15	13	4	4	2	9	6	1	5	3	6	7			
13 YPIRANGA	23	19	6	5	8	26	23	5	3	2	19	9	1	2	6	7	14			
FLORESTA EC	23	19	5	8	6	14	17	4	4	1	9	5	1	4	5	5	12			
15 APARECIDENSE	22	19	6	4	9	17	20	4	1	5	11	12	2	3	4	6	8			
FIGUEIRENSE	22	19	5	7	7	19	18	4	3	3	12	7	1	4	4	7	11			
17 MANAUS AM	20	19	5	9	5	13	24	3	4	2	9	11	2	1	7	4	13			
18 AMERICA	19	19	4	7	8	12	21	3	3	3	10	9	1	4	5	2	12			
19 AA ALTOS PI	13	19	2	7	10	14	28	1	5	3	8	10	1	2	7	6	18			
20 POUISO ALEGRE	12	19	3	3	13	11	26	1	1	7	3	11	2	2	6	8	15			

Brasile Goiano Femm

	TOTALE												CASA				FUORI			
	Pt	Pg	V	P	S	Gf	Gs	V	P	S	Gf	Gs	V	P	S	Gf	Gs			
1 ALIANCA FC GO	15	5	5	0	0	41	0	2	0	0	19	0	3	0	0	22	0			
2 VILA NOVA	12	5	4	0	1	32	2	2	0	1	15	1	2	0	0	17	1			
3 FLUGOIANIA FC	7	5	2	1	2	10	24	1	1	1	4	13	1	0	1	6	11			
4 VASCO DE ITABERAÍ GO	6	5	2	0	3	10	20	1	0	1	6	10	1	0	2	4	10			
5 TRINDADE AC GO	4	5	1	1	3	6	14	0	0	2	1	7	1	1	1	5	7			
6 ABECAT OUIDORENSE	0	5	0	0	5	2	41	0	0	3	2	23	0	0	2	0	18			

Brasile IV Div. Girone B

	TOTALE												CASA				FUORI			
	Pt	Pg	V	P	S	Gf	Gs	V	P	S	Gf	Gs	V	P	S	Gf	Gs			
1 FERROVIARIO	36	14	11	3	0	30	6	7	0	0	21	3	4	3	0	9	3			
2 ATLETICO CEARENSE	23	14	6	5	3	22	15	4	2	1	11	6	2	3	2	11	9			
3 MARANHÃO	21	14	5	6	3	18	11	4	3	0	12	4	1	3	3	6	7			
4 PARNAYBA	17	14	4	5	5	14	23	3	2	2	8	7	1	3	3	6	16			
5 CAUCAIA	16	14	3	7	4	20	20	2	4	1	12	10	1	3	3	8	10			
6 TOCANTINOPOLIS	15	14	3	6	5	14	15	2	5	0	8	4	1	1	5	6	11			
7 CORDINO	11	14	2	5	7	13	26	2	2	3	8	10	0	3	4	5	16			
8 FLUMINENSE EC PI	8	14	1	5	8	9	24	1	3	3	5	11	0	2	5	4	13			

Brasile I Div. Femm.

	TOTALE												CASA				FUORI			
	Pt	Pg	V	P	S	Gf	Gs	V	P	S	Gf	Gs	V	P	S	Gf	Gs			
1 CORINTHIANS	37	15	12	1	2	53	8	8	0	0	35	3	4	1	2	18	5			
2 PALMEIRAS	35	15	11	2	2	48	14	7	0	1	35	6	4	2	1	13	8			
3 FERROVIARIA	34	15	11	1	3	38	16	6	0	2	15	7	5	1	1	23	9			
4 SANTOS	32	15	10	2	3	32	10	5	1	1	14	4	5	1	2	18	6			
5 FLAMENGO	31	15	10	1	4	23	14	6	1	1	11	3	4	0	3	12	11			
6 INTERNACIONAL	28	15	9	1	5	25	16	7	0	1	16	6	2	1	4	9	10			
7 SAO PAULO	25	15	7	4	4	27	13	3	3	2	18	9	4	1	2	9	4			
8 CRUZEIRO	22	15	6	4	5	36	26	3	2	2	15	10	3	2	3	21	16			
9 GREMIO	19	15	6	1	8	16	22	5	0	3	9	1	1	1	5	7	13			
KINDERMANN	19	15	6	1	8	25	33	4	1	2	15	12	2	0	6	10	21			
11 REAL BRASILIA	17	15	5	2	8	16	24	4	2	2	9	9	1	0	6	7	15			
12 ATLETICO MG	16	15	5	1	9	17	23	4	0	3	9	8	1	1	6	8	15			
13 BAHIA	13	15	4	1	10	25	33													

Brasile IV Div. Girone F

	TOTALE												CASA						FUORI					
	Pt	Pg	V	P	S	Gf	Gs	V	P	S	Gf	Gs	V	P	S	Gf	Gs							
1 ATHLETIC CLUB SJDR	29	14	9	2	3	19	9	5	1	1	13	5	4	1	2	6	4							
2 PORTUGUESA	29	14	8	5	1	25	12	6	1	0	21	9	2	4	1	4	3							
3 DEMOCRATA	25	14	7	4	3	18	15	5	2	0	12	5	2	2	3	6	10							
4 VITORIA	20	14	6	2	6	23	20	4	1	2	13	8	2	1	4	10	12							
5 SANTO ANDRE	19	14	5	4	5	15	16	3	3	1	7	3	2	1	4	8	13							
6 RESENDE	14	14	3	5	6	12	18	2	3	2	7	5	1	2	4	5	13							
7 NOVA IGUAJU	10	14	2	4	8	15	23	2	3	2	9	7	0	1	6	6	16							
8 REAL NOROESTE	7	14	1	4	9	9	23	1	1	5	3	9	0	3	4	6	14							

Brasile Paranaense

	TOTALE												CASA						FUORI					
	Pt	Pg	V	P	S	Gf	Gs	V	P	S	Gf	Gs	V	P	S	Gf	Gs							
1 ATLETICO PR	25	11	7	4	0	17	5	4	2	0	11	3	3	2	0	6	2							
2 CORITIBA	21	11	6	3	2	22	11	4	2	0	15	5	2	1	2	7	6							
3 MARINGA FC	20	11	5	5	1	18	11	4	2	0	12	4	1	3	1	6	7							
4 OPERARIO	18	11	5	3	3	11	18	3	2	1	8	2	2	1	2	3	6							
5 AZURIZ FC PR	17	11	5	2	4	12	12	3	2	0	5	2	2	0	4	7	10							
6 CASCAVEL	16	11	4	4	3	10	9	4	1	1	6	3	0	3	2	4	6							
7 CIANORTE	14	11	4	2	5	12	13	3	0	3	5	1	2	2	7	8								
8 LONDRINA	14	11	3	5	3	17	14	2	1	2	13	10	1	4	1	4	4							
9 C.A. BRASIL PR	11	11	3	2	6	6	16	2	2	1	4	4	1	0	5	2	12							
10 INDEPENDENTE	8	11	2	2	7	8	14	2	1	2	4	3	0	1	5	4	11							
11 PROCOPENSE	8	11	2	2	7	9	20	2	2	1	8	7	0	0	6	1	13							
12 ARUKO SPORTS PR	7	11	1	4	6	13	22	0	2	3	6	10	1	2	3	7	12							

Brasile IV Div. Girone G

	TOTALE												CASA						FUORI					
	Pt	Pg	V	P	S	Gf	Gs	V	P	S	Gf	Gs	V	P	S	Gf	Gs							
1 PATROCINENSE	24	14	6	6	2	16	8	5	2	0	10	1	1	4	2	6	7							
2 MARINGA FC	24	14	6	6	2	13	8	4	2	1	7	3	2	4	1	6	5							
3 INTERNACIONAL	22	14	6	4	4	15	15	4	1	2	9	9	2	3	2	6	6							
4 FERROVIARIA	20	14	5	5	4	16	11	2	3	2	8	7	3	2	2	8	4							
5 CRA GO	18	14	5	3	6	16	14	1	2	4	10	10	4	1	2	6	4							
6 XV DE NOVEMBRO	16	14	4	4	6	20	21	2	3	2	7	6	2	1	4	13	15							
7 CASCAVEL	16	14	3	7	4	12	17	1	4	2	6	11	2	3	2	6	6							
8 OPERARIO	8	14	1	5	8	5	19	1	3	3	3	6	0	2	5	2	13							

Brasile Paranaense B

	TOTALE												CASA						FUORI					
	Pt	Pg	V	P	S	Gf	Gs	V	P	S	Gf	Gs	V	P	S	Gf	Gs							
1 PATRIOTS FC PR	21	9	6	3	0	14	5	2	2	0	6	2	4	1	0	8	4							
2 C.A. BRASIL PR	18	9	5	3	1	18	8	3	2	0	11	4	2	1	1	7	3							
3 AA IGUAJU PR	16	9	5	1	3	13	9	2	1	2	6	6	3	0	1	7	3							
4 PROCOPENSE	15	9	4	3	2	17	9	2	1	2	7	5	2	2	0	10	4							
5 PARANA CLUBE	14	9	3	5	1	14	9	2	2	1	8	4	1	3	0	6	5							
6 APUCARANA SPORTS PR	9	4	1	4	8	11	3	0	1	6	2	1	1	3	2	9	9							
7 EC LARANJA MECANICA	9	3	4	2	12	9	2	2	1	7	4	1	2	1	5	5	5							
8 GE MARINGA PR	8	9	2	2	5	9	14	1	1	2	5	6	1	1	3	4	8							
9 TOLEDO	5	9	1	2	6	10	15	1	1	2	8	8	0	1	4	2	7							
10 ARAUCARIA EC PR	0	9	0	0	9	4	30	0	0	4	2	12	0	0	5	2	18							

Brasile IV Div. Girone H

	TOTALE												CASA						FUORI					
	Pt	Pg	V	P	S	Gf	Gs	V	P	S	Gf	Gs	V	P	S	Gf	Gs							
1 HERCILIO LUZ	29	14	8	5	1	21	10	6	1	0	13	3	2	4	1	8	7							
2 SER CAXIAS	23	14	7	2	5	19	16	6	0	1	12	4	1	2	4	7	12							
3 CAMBORIU	22	14	6	4	4	19	14	4	2	1	9	7	2	2	3	10	7							
4 BRASIL RS	20	14	5	5	4	15	13	4	3	0	10	6	1	2	4	5	7							
5 INDEPENDENTE	20	14	5	5	4	15	15	4	2	1	7	3	1	3	3	8	12							
6 CONCORDIA	19	14	5	4	5	15	13	3	3	1	12	6	2	1	4	3	7							
7 AIMORE RS	10	14	1	7	6	8	21	1	5	1	3	6	0	2	5	5	15							
8 NOVO HAMBURGO	7	14	1	4	9	13	23	1	2	4	10	14	0	2	5	3	9							

Brasile Paulista Girone A

	Pt	Pg	V	P	S	Gf	Gs
1 SANTOS	25	12	8	1	3	18	11
2 PONTE PRETA SP	17	12	4	5	3	15	11
3 PORTUGUESA	10	12	3	1	8	8	17
4 SANTO ANDRE	8	12	1	5	6	8	17

Brasile Mato-Grossense

	TOTALE												CASA						FUORI					
	Pt	Pg	V	P	S	Gf	Gs	V	P	S	Gf	Gs	V	P	S	Gf	Gs							
1 UNIAO	25	9	8	1	0	19	5	5	0	0	12	2	3	1	0	7	3							
2 CUIABA	19	9	5	4	0	20	8	2	3	0	12	4	3	1	0	8	4							
3 LUVERDENSE	17	9	5	2	2	15	9	3	1	1	10	5	2	1	1	5	4							
4 OPERARIO VG	14	9	4	2	3	10	10	3	1	1	7	5	1	1	2	3	5							
5 MIXTO	12	9	3	3	3	12	13	1	1	2	5	7	2	2	1	7	6							
6 NOVA MUTUM	11	9	3	2	4	9	9	1	0	3	1	3	2	2	1	8	6							
7 EC PRIMAVERA MT	8	9	1	5	3	5	8	0	3	1	1	4	1	2	2	4	4							
8 ACADEMIA FC MT	6	9	2	0	7	8	14	1	0	3	3	7	1	0	4	5	7							
9 DOM BOSCO	6	9	1	3	5	6	18	1	3	1	5	6	0	0	4	1	12							
10 ARAGUAIA	5	9	1	2	6	4	14	1	0	3	3	6	0	2	3	1	8							

Brasile Paulista Girone B

	Pt	Pg	V	P	S	Gf	Gs
1 PALMEIRAS	28	12	8	4	0	20	9
2 AGUA SANTA	15	12	4	3	5	8	11
3 GUARANI	10	12	2	4	6	10	14
4 ITUANO	6	12	1	3	8	5	19

Brasile Mineiro

	TOTALE												CASA						FUORI					
	Pt	Pg	V	P	S	Gf	Gs	V	P	S	Gf	Gs	V	P	S	Gf	Gs							
1 CRUZEIRO	19	8	6	1	1	15	5	2	1	1	6	3	4	0	0	9	2							
2 ATLETICO MG	14	8	4	2	2	14	6	2	1	1	8	3	2	2	1	6	3							
3 AMERICA	18	8	5	3	0	18	2	2	2	0	9	1	3	1	0	9	1							
4 ATHLETIC CLUB SJDR	13	8	4	1	3	14	10	3	0	1	8	5	1	1	2	6	5							
5 POUSO ALEGRE	9	8	3	0	5	6	15	2	0	2	4	4	1	0	3	2	11							
6 TOMBENSE	15	8	4	3	1	15	7	2	1	1	7	3	2	2	0	8	4							
7 ITABIRITO FC MG	8	8	2	2	4	8	12	0	2	2	2	6	2	0	2	6	6							
8 UBERLANDIA	8	8	2	2	4	7	11	1	1	2	4	5	1	1	2	3	6							
9 PATROCINENSE	8	8	2	2	4	7	14	2	0	2	4	4	0	2	2	3	10							
10 DEMOCRATA	7	8	2	1	5	7	16	1	1	2	6	9	1	0	3	1	7							
11 VILLA NOVA	8	8	2	2	4	9	14	0	1	3	5	12	2	1	1	4	2							
12 IPATINGA MG	7	8	2	1	5	9	17	2	0	2	4	7	0	1	3	5	10							

Brasile Paulista Girone C

	Pt	Pg	V	P	S	Gf	Gs
1 BRAGANTINO	21	12	6	3	3	13	9
2 INTERNACIONAL	17	12	5	2	5	17	15
3 CORINTHIANS	14	12	4	2	6	14	14
4 MIRASSOL	14	12	3	5	4	17	17

Brasile Mineiro B

	TOTALE												CASA						FUORI					
	Pt	Pg	V	P	S	Gf	Gs	V	P	S	Gf	Gs	V	P	S	Gf	Gs							
1 URT	22	11	7	1	3	14	9	3	1	2	8	7	4	0	1	6	2							
2 ITABIRITO FC MG	21	11	6	3	2	17	9	4	1	0	11	2	2	2	2	6	7							
3 BETIM FUTEBOL	21	11	7	0	4	18	12	3	0	2	7	5	4	0	2	11	7							
4 BOA ESPORTE	19	11	6	1	4	15	12	4	1	0	10	5	2	0	4	5	7							
5 UBERLANDIA	17	11	4	5	2	15	10	3	2	1	10	6	1	3	1	5	4							
6 SC AYMORES MG	17	11	5	2	4	10	9	4	1	1	8	3	1	1	3	2	6							
7 NORTH EC MG	15	11	4	3	4	12	12	2	1	2	6	5	2	2	2	6	7							
8 VARGINHA EC MG	15	11	5	0	6	12	19	4	0	2	7	5	1	0	4	5	14							
9 NACIONAL AC MURIAE	11	11	3	4	4	14	12	2	3	0	8	4	1	1	4	6	8							
10 TUPI MG	11	11																						

Brasile Paulista U20 Girone E

	Pt	Pg	TOTALE				CASA				FUORI						
			V	P	S	Gf	Gs	V	P	S	Gf	Gs	V	P	S	Gf	Gs
1 SAO PAULO	16	6	5	1	0	19	5	3	0	0	12	0	2	1	0	7	5
2 BRAGANTINO	12	6	4	0	2	13	9	2	0	1	11	5	2	0	1	2	4
3 COMERCIAL FC	4	6	1	1	4	6	9	1	1	1	5	3	0	0	3	1	6
4 ATIBAIA	3	6	1	0	5	3	18	1	0	2	2	3	0	0	3	1	15

Brasile Paulista U20 Girone F

	Pt	Pg	TOTALE				CASA				FUORI						
			V	P	S	Gf	Gs	V	P	S	Gf	Gs	V	P	S	Gf	Gs
1 PALMEIRAS	13	6	4	1	1	16	7	3	0	0	13	3	1	1	1	3	4
2 NOVOZONTINO	12	6	4	0	2	14	6	2	0	1	7	2	0	0	1	7	4
3 GUARANI	8	6	2	2	2	6	10	1	1	1	3	2	1	1	1	3	8
4 ITUANO	1	6	0	1	5	5	18	0	1	2	3	8	0	0	3	2	10

Brasile Paulista U20 Girone G

	Pt	Pg	TOTALE				CASA				FUORI						
			V	P	S	Gf	Gs	V	P	S	Gf	Gs	V	P	S	Gf	Gs
1 INTERNACIONAL	13	6	4	1	1	7	3	3	0	0	5	1	1	1	1	2	2
2 CORINTHIANS	12	6	4	0	2	8	3	3	0	0	7	1	1	0	2	1	2
3 PONTE PRETA	7	6	2	1	3	5	6	2	1	0	4	1	0	0	3	1	5
4 SAO CAETANO	3	6	1	0	5	2	10	1	0	2	1	2	0	0	3	1	8

Brasile Paulista U20 Girone H

	Pt	Pg	TOTALE				CASA				FUORI						
			V	P	S	Gf	Gs	V	P	S	Gf	Gs	V	P	S	Gf	Gs
1 SANTOS	18	6	6	0	0	35	3	3	0	0	29	2	3	0	0	6	1
2 DESPORTIVO BRASIL	10	6	3	1	2	31	13	2	0	1	22	2	1	1	1	9	11
3 CAPIVARIANO	4	5	1	1	3	19	13	0	1	1	3	4	1	0	2	16	9
4 ARACATUBA	0	5	0	0	5	2	58	0	0	3	2	23	0	0	2	0	35

Brasile Paulista U23 Girone A

	Pt	Pg	TOTALE				CASA				FUORI							
			V	P	S	Gf	Gs	V	P	S	Gf	Gs	V	P	S	Gf	Gs	
1 PENAPOLENSE	25	10	8	1	1	28	5	4	1	0	18	2	4	0	1	10	3	
2 VILA OPERARIA	21	9	6	3	0	20	6	3	2	0	11	4	3	2	1	0	9	2
3 TANABI	14	10	4	2	4	13	11	3	0	2	9	2	1	2	2	4	9	
4 FERNANDOPOLIS	13	10	4	1	5	14	15	2	1	2	9	7	2	0	3	5	8	
5 TUPA	5	9	1	2	6	6	20	1	0	4	4	11	0	2	2	2	9	
6 SANTACRUZENSE	1	8	0	1	7	0	24	0	1	2	0	4	0	0	5	0	20	

Brasile Paulista U23 Girone B

	Pt	Pg	TOTALE				CASA				FUORI						
			V	P	S	Gf	Gs	V	P	S	Gf	Gs	V	P	S	Gf	Gs
1 CA TAQUARITINGA	22	10	6	4	0	16	6	3	2	0	9	4	3	2	0	7	2
2 FRANCANIA	16	10	4	4	2	9	6	2	2	1	3	2	2	2	1	6	4
3 CATANDUVA	15	10	4	3	3	12	11	2	1	2	8	8	2	2	1	4	3
4 AMERICA	13	10	3	4	3	10	11	2	2	1	6	6	1	2	2	4	5
5 BEBEDOURO	8	10	2	2	6	14	17	1	1	3	5	8	1	1	3	9	9
6 BATATAIS	7	10	2	1	7	8	18	1	1	3	2	8	1	0	4	6	10

Brasile Paulista U23 Girone C

	Pt	Pg	TOTALE				CASA				FUORI						
			V	P	S	Gf	Gs	V	P	S	Gf	Gs	V	P	S	Gf	Gs
1 XV NOVEMBRO DE JAU	22	10	7	1	2	20	8	3	0	2	7	3	4	1	0	13	5
2 SAO-CARLENSE	20	10	6	2	2	12	5	2	2	1	6	2	4	0	1	6	3
3 UNIAO SAO JOAO EC SP	16	10	4	4	2	15	10	2	2	1	9	7	2	2	1	6	3
4 INDEPENDENTE	15	10	4	3	3	13	9	1	1	3	6	6	3	2	0	7	3
5 MOGI MIRIM	6	10	1	3	6	4	14	0	2	3	2	8	1	1	3	2	6
6 SAO CARLOS	4	10	1	1	8	3	21	1	0	4	2	9	0	1	4	1	12

Brasile Paulista U23 Girone D

	Pt	Pg	TOTALE				CASA				FUORI						
			V	P	S	Gf	Gs	V	P	S	Gf	Gs	V	P	S	Gf	Gs
1 SKA BRASIL	19	10	5	4	1	14	5	4	1	0	9	1	3	1	5	4	
2 UNIAO BARBARENSE	18	10	5	3	2	9	4	2	3	0	4	1	3	0	2	5	3
3 RIO BRANCO	14	10	3	5	2	13	12	1	3	1	6	6	2	2	1	7	6
4 AMPARO AC SP	13	10	4	1	5	12	17	3	0	2	7	8	1	1	3	5	9
5 PAULISTA	9	10	2	3	5	12	15	1	1	3	6	9	1	2	2	6	6
6 COLORADO CAIEIRAS	8	10	2	2	6	13	20	1	1	3	7	9	1	1	3	6	11

Brasile Paulista U23 Girone E

	Pt	Pg	TOTALE				CASA				FUORI						
			V	P	S	Gf	Gs	V	P	S	Gf	Gs	V	P	S	Gf	Gs
1 FLAMENGO SP	21	10	6	3	1	18	6	5	0	0	13	1	1	3	1	5	5
2 GUARULHOS	16	10	4	4	2	9	6	4	1	0	7	1	0	3	2	2	5
3 JOSEENSE SP	16	10	4	4	2	11	9	3	2	0	9	5	1	2	2	2	4
4 AD MANTHIQUEIRA	13	10	4	1	5	10	14	2	2	1	4	2	0	3	6	10	
5 MOGI DAS CRUZES	10	10	3	1	6	8	14	1	1	3	2	6	2	0	3	6	8
6 UNIAO MOGI	6	10	1	3	6	9	16	0	3	2	5	8	1	0	4	4	8

Brasile Paulista U23 Girone F

	Pt	Pg	TOTALE				CASA				FUORI						
			V	P	S	Gf	Gs	V	P	S	Gf	Gs	V	P	S	Gf	Gs
1 JABAQUARA AC SP	21	10	7	0	3	15	8	3	0	2	8	5	4	0	1	7	3
2 NACIONAL	18	10	5	3	2	12	8	1	2	5	6	4	1	0	7	2	3
3 MAUA FC SP	13	10	3	4	3	15	10	1	2	2	7	6	2	2	1	8	4
4 MAUAENSE SP	13	10	3	4	3	14	15	2	2	1	7	6	1	2	2	7	9
5 BARCELONA ES CAPELA	13	10	3	4	3	5	6	2	2	1	3	2	1	2	2	2	4
6 EC UNIAO SUZANO SP	4	10	1	1	8	7	21	1	0	4	4	9	0	1	4	3	12

Brasile Paulista, Women

	Pt	Pg	TOTALE				CASA				FUORI						
			V	P	S	Gf	Gs	V	P	S	Gf	Gs	V	P	S	Gf	Gs
1 CORINTHIANS	28	10	9	1	0	46	5	5	0	0	34	2	4	1	0	12	3
2 SANTOS	23	10	7	2	1	19	6	3	1	1	8	4	4	1	0	11	2
3 SAO PAULO	21	10	7	0	3	26	6	4	0	2	18	3	3	0	1	8	3
4 PALMEIRAS	21	10	6	3	1	35	7	3	2	1	24	6	3	1	0	11	1
5 FERROVIARIA	19	10	6	1	3	33	10	3	0	2	16	5	3	1	1	17	5
6 BRAGANTINO	15	10	4	3	3	13	11	2	3	1	7	4	2	0	2	6	7
7 TAUBATE	13	10	4	1	5	17	15	3	0	2	11	6	1	1	3	6	9
8 SAO JOSE	12	10	3	3	4	16	16	1	1	2	9	9	2	2	2	7	7
9 REALIDADE JOVEM	7	10	2	1	7	8	41	1	1	2	5	8	1	0	5	3	33
10 PINDA SPORT CLUBES SP	5	10	1	2	7	6	25	0	0	5	1	14	1	2	2	5	11
11 SAO BERNARDO	4	10	1	1	8	8	28	0	1	4	0	14	1	0	4	8	14
12 SKA BRASIL	3	10	1	0	9	5	62	0	0	4	1	23	1	0	5	4	39

Brasile Pernambucano

	Pt	Pg	TOTALE				CASA				FUORI						
			V	P	S	Gf	Gs	V	P	S	Gf	Gs	V	P	S	Gf	Gs
1 SPORT RECIFE	21	9	7	0	2	16	7	4	0	1	11	6	3	0	1	5	1
2 RETRO	20	9	6	2	1	16	3	3	1	1	7	1	3	1	0	9	2

Brasile Taca Fares Lopes Girone B

	TOTALE												CASA				FUORI			
	Pt	Pg	V	P	S	Gf	Gs	V	P	S	Gf	Gs	V	P	S	Gf	Gs			
1 FERROVIARIO	10	4	3	1	0	6	2	2	0	0	4	1	1	1	0	2	1			
2 CAUCAIA	4	3	1	1	1	4	2	1	1	0	3	0	0	0	1	1	2			
ATLETICO CEARENSE	4	3	1	1	1	4	4	1	1	0	3	2	0	0	1	1	2			
ICASA	4	4	1	1	2	5	6	1	0	1	4	2	0	1	1	1	4			
5 GUARANY	0	2	0	0	2	0	5	0	0	0	0	0	0	0	2	0	5			

Brasile U20 Campeonato Brasileiro Girone B

	TOTALE												CASA				FUORI			
	Pt	Pg	V	P	S	Gf	Gs	V	P	S	Gf	Gs	V	P	S	Gf	Gs			
1 FLAMENGO	21	9	7	0	2	16	11	4	0	1	9	5	3	0	1	7	6			
2 CORINTHIANS	18	9	5	3	1	20	11	5	0	0	13	3	0	3	1	7	8			
3 INTERNACIONAL	14	9	3	5	1	15	12	1	3	1	10	9	2	2	0	5	3			
4 BOTAFOGO	13	9	4	1	4	12	11	2	0	2	5	7	2	1	2	7	4			
ATLETICO MG	13	9	4	1	4	11	12	3	1	1	6	5	1	0	3	5	7			
6 AMERICA	12	9	4	0	5	12	10	3	0	1	7	3	1	0	4	5	7			
7 CUIABA EC MT	11	9	3	2	4	10	10	2	1	1	3	3	1	1	3	7	7			
FLUMINENSE	11	9	2	5	2	13	12	1	4	0	6	5	1	1	2	7	7			
9 CEARA	10	9	3	1	5	11	15	3	0	1	8	7	0	1	4	3	8			
10 BRAGANTINO	2	9	0	2	7	11	27	0	1	3	4	13	0	1	4	7	14			

Brasile U20 Campeonato Brasileiro Girone C

	TOTALE												CASA				FUORI			
	Pt	Pg	V	P	S	Gf	Gs	V	P	S	Gf	Gs	V	P	S	Gf	Gs			
1 PALMEIRAS	18	9	6	0	3	22	12	3	0	2	10	4	3	0	1	12	8			
SANTOS	18	9	5	3	1	27	18	4	1	0	21	10	1	2	1	6	8			
3 GREMIO	17	9	5	2	2	16	11	2	1	1	8	5	3	1	1	8	6			
ATLETICO PR	17	9	5	2	2	16	13	2	2	1	8	8	3	0	1	8	5			
5 BAHIA	14	9	4	2	3	14	12	2	1	1	8	7	2	1	2	6	5			
CRUZEIRO	14	9	4	2	3	23	22	4	0	0	14	7	0	2	3	9	15			
7 FORTALEZA	12	9	4	0	5	7	12	2	0	3	4	5	2	0	2	3	7			
8 GOIAS	10	9	3	1	5	9	14	1	1	2	3	4	2	0	3	6	10			
9 SAO PAULO	7	9	2	1	6	11	15	1	1	3	6	8	1	0	3	5	7			
10 ATL. GOIANIENSE	1	9	0	1	8	9	25	0	0	4	3	11	0	1	4	6	14			

Brasile U23 Paulista II Div. Girone A

	TOTALE												CASA				FUORI			
	Pt	Pg	V	P	S	Gf	Gs	V	P	S	Gf	Gs	V	P	S	Gf	Gs			
1 PENAPOLENSE	11	6	3	2	1	5	2	2	1	0	2	0	1	1	1	3	2			
2 FRANCA	8	6	2	2	2	11	10	2	1	0	7	4	0	1	2	4	6			
3 JOSEENSE SP	7	6	1	4	1	4	4	1	2	0	2	1	0	2	1	2	3			
4 AMPARO AC SP	6	6	2	0	4	6	10	2	0	1	5	5	0	0	3	1	5			

Brasile U23 Paulista II Div. Girone B

	TOTALE												CASA				FUORI			
	Pt	Pg	V	P	S	Gf	Gs	V	P	S	Gf	Gs	V	P	S	Gf	Gs			
1 VILA OPERARIA	12	6	3	3	0	6	3	2	1	0	3	1	1	2	0	3	2			
2 CA TAQUARITINGA	11	6	3	2	1	10	5	1	2	0	5	2	0	1	1	5	3			
3 MAUA FC SP	6	6	1	3	2	9	6	0	1	2	2	4	1	2	0	7	2			
4 AD MANTIQUEIRA	3	6	1	0	5	2	13	0	0	3	1	9	1	0	2	1	4			

Brasile U23 Paulista II Div. Girone C

	TOTALE												CASA				FUORI			
	Pt	Pg	V	P	S	Gf	Gs	V	P	S	Gf	Gs	V	P	S	Gf	Gs			
1 XV NOVEMBRO DE JAU	16	6	5	1	0	11	1	3	0	0	8	1	2	1	0	3	0			
2 UNIAO BARBARENSE	7	6	2	1	3	5	8	2	0	1	4	1	0	1	2	1	7			
3 MAUAENSE SP	5	6	1	2	3	4	6	1	2	0	3	1	0	0	3	1	5			
TANABI	5	6	1	2	3	3	8	1	1	1	2	3	0	1	2	1	5			

Brasile U23 Paulista II Div. Girone D

	TOTALE												CASA				FUORI			
	Pt	Pg	V	P	S	Gf	Gs	V	P	S	Gf	Gs	V	P	S	Gf	Gs			
1 SKA BRASIL	14	6	4	2	0	21	1	2	1	0	12	1	2	1	0	9	0			
2 CATANDUVA	11	6	3	2	1	9	3	2	1	0	5	0	1	1	1	4	3			
3 INDEPENDENTE	9	6	3	0	3	6	9	2	0	1	4	2	1	0	2	2	7			
4 GUARULHOS	0	6	0	0	6	1	24	0	0	3	1	12	0	0	3	0	12			

Brasile U23 Paulista II Div. Girone E

	TOTALE												CASA				FUORI			
	Pt	Pg	V	P	S	Gf	Gs	V	P	S	Gf	Gs	V	P	S	Gf	Gs			
1 UNIAO SAO JOAO EC SP	13	6	4	1	1	7	3	3	0	0	4	0	1	1	1	3	3			
2 AMERICA	10	6	3	1	2	7	4	2	1	0	5	1	1	0	2	2	3			
3 NACIONAL	10	6	3	1	2	7	5	2	1	0	5	2	1	0	2	2	3			
4 FLAMENGO SP	1	6	0	1	5	1	10	0	0	3	0	5	0	1	2	1	5			

Brasile U23 Paulista II Div. Girone F

	TOTALE												CASA				FUORI			
	Pt	Pg	V	P	S	Gf	Gs	V	P	S	Gf	Gs	V	P	S	Gf	Gs			
1 SAO-CARLENE	12	6	3	3	0	9	2	2	1	0	6	2	1	2	0	3	0			
2 RIO BRANCO	9	6	2	3	1	10	7	1	2	0	7	4	1	1	1	3	3			
3 JABAQUARA AC SP	5	5	1	2	2	5	6	1	1	0	2	0	0	1	2	3	6			
4 FERNANDOPOLIS	3	5	1	0	4	3	12	1	0	2	1	5	0	0	2	2	7			

Colombia B

	TOTALE												CASA				FUORI			
	Pt	Pg	V	P	S	Gf	Gs	V	P	S	Gf	Gs	V	P	S	Gf	Gs			
1 CUCUTA	13	6	4	1	1	7	4	3	0	0	5	2	1	1	1	2	2			
FORTALEZA	13	6	4	1	1	10	7	3	0	0	7	2	1	1	1	3	5			
3 ITAGUI LEONES	11	6	3	2	1	13	9	3	0	0	8	3	0	2	1	5	6			
LLANEROS	11	6	3	2	1	10	7	3	0	0	6	2	0	2	1	4	5			
5 BARRANQUILLA	5	6	1	2	3	4	7	1	1	1	2	2	0	1	2	2	5			
BOCA JUNIORS	5	6	1	2	3	9	11	1	2	0	6	5	0	0	3	3	6			
7 CARTAGENA	4	6	1	1	4	5	7	0	3	0	3	3	0	0	3	1	4			
8 ATLETICO FC	3	6	0	3	3	4	7	0	3	0	3	3	0	0	3	1	4			

Bulgaria

	TOTALE												CASA				FUORI			
	Pt	Pg	V	P	S	Gf	Gs	V	P	S	Gf	Gs	V	P	S	Gf	Gs			
1 LUDGORETS	75	30	24	3	3	78	15	12	2	1	49	9	12	1	2	29	6			
2 CSKA SOFIA	63	30	19	6	5	50	19	8	4	3	25	8	11	2	2	25	11			
3 CHERNO MORE	62	30	18	8	4	47	25	14	1	0	29	9	4	7	4	18	16			
4 LOK. PLOVDIV	55	30	16	7	7	50	34	9	2	4	27	12	7	5	3	23	22			
5 LEVSKI	54	30	16	6	8	45	26	10	2	3	24	6	6	4	5	21	20			
6 KRUMOVGRAD	44	30	12	8	10	35	35	9	3	3	25	19	3	5	7	10	16			
PLOVDIV	44	30	12	8	10	47	33	7	3	5	24	14	5	5	5	23	19			
8 CSKA 1948	43	30	11	10	9	30	26	6	5	4	14	12	5	5	5	16	14			
9 ARDA KURDZHALI	39	30	11	6	13	32	32	6	5	4	21	16	5	1	9	11	16			
10 SLAVIA SOFIA	33	30	9	6	15	28	45	6	3	6	17	19	3	3	9	11	26			
BEROE STARA Z.	33	30	9	6	15	24	42	6	5	4	16	15	3	1	11	8	27			
12 OFK PIRIN	30	30	7	9	14	23	41	3	5	7	11	17	4	4	7	12	24			
HEBAR PAZARDZHIK	30	30	8	6	16	32	44	5	4	6	14	16	3	2	10	18	28			
14 LOKOMOTIV S.	28	30	8	4	18	22	56	3	3	9	11	23	5	1	9	11	33			
15 BOTEV	22	30	6	4	20	22	53	5	1	9	16	24	1	3	11	6	29			
16 ETAR VELIKO TARNOVO	14	30	3	5	22	17	56	2	3	10	12	28	1	2	12	5	28			

Bulgaria B

	TOTALE												CASA				FUORI			
	Pt	Pg	V	P	S	Gf	Gs	V	P	S	Gf	Gs	V	P	S	Gf	Gs			
1 SPARTAK VARNA	66	32	21	3	8	54	27	14	1	1	34	8	7	2	7	20	19			
2 SEPELTMVRI SOFIA	59	32	17	8	7	41	26	8	3	5	18	13	9	5	2	23	13			
3 MAREK	57	32	15	12	5	34	25	10	6	0	22	8	5	6	5	12	17			

		Camerun Girone B																	
		TOTALE				CASA				FUORI									
		Pt	Pg	V	P	S	Gf	Gs	V	P	S	Gf	Gs	V	P	S	Gf	Gs	
1	STADE RENARD	31	16	9	4	3	18	10	5	2	1	10	5	4	2	2	8	5	
2	COTONSPORT	29	16	8	5	3	23	9	5	2	1	12	3	3	3	2	11	6	
3	YONG SPORTS ACADEMY	24	16	7	3	6	17	14	4	1	3	11	8	3	2	3	6	6	
4	FAUVE AZUR DE YAOUNDE	22	16	6	5	5	14	17	5	1	2	8	7	1	4	3	6	10	
5	UMS DE LOUM	22	16	5	7	4	11	11	3	3	2	5	5	2	4	2	6	6	
6	VICTORIA UNITED LIMBE	17	16	5	5	6	21	22	1	4	3	9	12	4	1	3	12	10	
7	FOVU DE BAHAM	17	16	4	5	8	19	19	2	3	3	6	7	2	2	4	9	12	
8	AVION ACADEMY	15	16	2	9	5	12	17	0	5	3	6	11	2	4	2	6	6	
9	APEJES DE MFOU	10	16	1	7	8	9	21	0	4	4	4	11	1	3	4	5	10	

		Canada																	
		TOTALE				CASA				FUORI									
		Pt	Pg	V	P	S	Gf	Gs	V	P	S	Gf	Gs	V	P	S	Gf	Gs	
1	CAVALRY	55	28	16	7	5	46	27	10	3	1	25	11	6	4	3	21	16	
2	FORGE	42	28	11	9	8	39	32	4	7	3	21	18	7	2	5	18	14	
3	WANDERERS	42	28	11	9	8	39	32	9	1	4	25	16	2	8	4	14	16	
4	PACIFIC	40	28	11	7	10	42	35	5	4	5	16	15	6	3	5	26	20	
5	YORK UNITED	38	28	11	5	12	35	44	4	2	8	11	23	7	3	4	24	21	
6	ATL. OTTAWA	36	28	10	6	12	38	34	5	4	5	16	15	5	2	7	22	19	
7	VANCOUVER LANGLEY	29	28	8	5	15	28	50	5	3	6	18	29	3	2	9	10	21	
8	VVALOUR	26	28	6	8	14	25	38	3	4	7	13	20	3	4	7	12	18	

		Canada B																	
		TOTALE				CASA				FUORI									
		Pt	Pg	V	P	S	Gf	Gs	V	P	S	Gf	Gs	V	P	S	Gf	Gs	
1	BGH CITY FC	28	12	9	1	2	37	9	4	1	1	17	3	5	0	1	20	6	
2	SCARBOROUGH	28	12	9	1	2	37	9	4	1	1	17	3	5	0	1	20	6	
3	SERBIAN WHITE EAGLES	17	12	9	0	3	42	18	5	0	1	27	13	4	0	2	15	5	
4	TORONTO FALCONS	25	12	8	1	3	32	9	5	0	1	18	4	3	1	2	14	5	
5	DYNAMO TORONTO FC	19	12	6	1	5	33	22	3	0	3	15	11	3	1	2	18	11	
6	WESTON UNITED FC	5	12	1	2	9	12	49	0	1	5	4	24	1	1	4	8	25	
7	OOTY BLACK PEARL	2	12	0	2	10	14	50	0	1	5	8	21	0	1	5	6	29	

		Cile A																	
		TOTALE				CASA				FUORI									
		Pt	Pg	V	P	S	Gf	Gs	V	P	S	Gf	Gs	V	P	S	Gf	Gs	
1	UNIV. DE CHILE	28	12	8	4	0	24	10	2	3	0	7	5	6	1	0	17	5	
2	IQUIQUE	23	12	7	2	3	24	18	4	1	1	12	8	3	1	2	12	10	
3	PALESTINO	21	11	6	3	2	18	7	3	2	1	12	5	3	1	1	6	2	
4	COQUIMBO	21	11	6	3	2	16	10	4	1	0	10	3	2	2	2	6	7	
5	UNIV. CATORICA	21	12	6	3	3	15	11	2	1	3	7	8	4	2	0	8	3	
6	COLO COLO	20	12	6	2	4	19	12	3	0	2	9	5	3	2	2	10	7	
7	U. ESPANOLA	18	12	5	3	4	25	21	5	0	3	19	14	0	3	1	6	7	
8	EVERTON	18	12	5	3	4	21	21	2	2	1	9	7	3	1	3	12	14	
9	NUBLENSE	14	12	4	2	6	21	18	3	1	2	11	4	1	1	4	10	14	
10	O'HIGGINS	14	12	4	2	6	13	21	2	2	3	5	12	2	0	3	8	9	
11	HUACHIPATO	13	12	3	4	5	10	18	2	2	2	6	9	1	2	3	4	9	
12	COBRELOA	13	12	4	1	7	11	27	2	1	3	6	10	2	0	4	5	17	
13	AUDAX ITALIANO	11	12	3	2	7	15	18	0	1	4	5	11	3	1	3	10	7	
14	COBRASAL	11	12	2	5	17	20	1	3	2	10	1	2	3	7	10			
15	COPIAPO	9	12	3	0	9	17	24	3	0	3	11	7	0	0	6	6	17	
16	DEP. LA CALERA	8	12	2	3	7	10	20	1	1	5	6	13	1	2	2	4	7	

		Cile B																	
		TOTALE				CASA				FUORI									
		Pt	Pg	V	P	S	Gf	Gs	V	P	S	Gf	Gs	V	P	S	Gf	Gs	
1	COBRELOA	54	30	16	6	8	41	30	13	0	2	22	8	3	6	19	22		
2	IQUIQUE	52	30	14	10	6	54	39	7	4	4	28	24	7	6	2	26	15	
3	S. WANDERERS	51	30	14	9	7	37	28	7	7	1	21	10	7	2	6	16	18	
4	DEPORTES TEMUCO	50	30	14	8	8	39	36	10	2	3	26	17	4	6	5	13	19	
5	DEP. ANTOFAGASTA	46	30	14	4	12	50	38	9	2	4	29	13	5	2	8	21	25	
6	SAN LUIS	44	30	12	8	10	43	31	7	4	4	26	15	5	4	6	17	16	
7	LA SERENA	44	30	13	5	12	38	39	7	4	4	18	16	6	1	8	20	23	
8	SAN FELIPE	41	30	11	8	11	40	34	5	6	4	21	15	6	2	7	19	19	
9	BARNECHEA	41	30	11	8	11	40	41	7	5	3	21	14	4	3	8	19	27	
10	SAN MARCOS ARICA	40	30	11	7	12	51	52	10	1	4	33	22	1	6	8	18	30	
11	RANGERS	36	30	10	6	14	35	47	6	2	7	19	23	4	4	7	16	24	
12	S. MORNING	34	30	9	7	14	32	38	6	2	7	18	20	3	5	7	14	18	
13	UNIV. CONCEPTION	34	30	9	7	14	36	49	6	5	4	20	18	3	2	10	16	31	
14	SANTA CRUZ	33	30	8	9	13	27	36	4	7	4	14	17	4	2	9	13	19	
15	RECOLETA	30	30	7	9	14	34	43	4	4	7	20	21	3	5	7	14	22	
16	PUERTO MONTT	30	30	7	9	14	25	41	3	5	7	12	21	4	4	7	13	20	

		Cina A																	
		TOTALE				CASA				FUORI									
		Pt	Pg	V	P	S	Gf	Gs	V	P	S	Gf	Gs	V	P	S	Gf	Gs	
1	SHANGHAI PORT	63	30	19	6	5	61	30	8	4	3	28	19	11	2	2	33	11	
2	SHANDONG L.	58	30	16	10	4	59	25	12	2	1	41	10	4	8	3	18	15	
3	ZHEJIANG YITENG	55	30	16	7	7	57	34	9	2	4	29	17	7	5	3	28	20	
4	CHENGDU RONGCHEN	53	30	15	8	7	51	32	9	3	3	28	14	6	5	4	23	18	
5	SHANGHAI SHENHUA	52	30	15	7	8	34	31	8	4	3	18	14	7	3	5	16	17	
6	GUOAN	51	30	14	9	7	53	35	8	4	3	31	16	6	5	4	22	19	
7	WUHAN THREE TOWNS	51	30	14	9	7	51	35	7	5	3	22	16	7	4	4	29	19	
8	TIANJIN TEDA	48	30	11	15	4	40	29	5	10	0	22	16	6	5	4	18	13	
9	CHANGCHUN	39	30	10	9	11	44	48	6	5	4	26	25	4	7	18	23		
10	HENAN	36	30	9	9	12	38	40	7	6	2	25	11	2	3	10	13	29	
11	MEIZHOU HAKKA	34	30	9	7	14	42	54	7	3	5	25	21	2	4	9	17	33	
12	CANGZHOU M.L.	31	30	8	7	15	29	60	5	4	6	15	20	3	3	9	14	40	
13	QINGDAO HAINIU	28	30	7	7	16	34	45	7	3	5	25	23	0	4	11	9	22	
14	NANTONG ZHIYUN	22	30	4	10	16	26	42	2	4	9	10	22	2	6	7	16	20	
15	DALIAN PRO	20	30	3	11	16	25	47	3	7	5	15	20	0	4	11	10	27	
16	SHENZHEN	12	30	3	3	24	22	79	3	1	11	12	33	0	2	13	10	46	

		Cina B																	
		TOTALE				CASA				FUORI									
		Pt	Pg	V	P	S	Gf	Gs	V	P	S	Gf	Gs	V	P	S	Gf	Gs	
1	SICHUAN JUUNIU	69	30	22	3	5	51	19	10	2	3	27	13	12	1	2	24	6	
2	QINGDAO WEST COAST	61	30	17	10	3	44	22	11	3	1	27	9	6	7	2	17	13	
3	SHIJIAZHUANG KUNGFU	56	30	16	8	6	43	23	8	4	3	22	11	8	4	3	21	12	
4	GUANGXI BAOYUN	54	30	14	12	4	38	20	10	4	1	23	6	4	8	3	15	14	
5	NANJING CITY	49	30	12	13	5	34	22	9	4	2	23	8	3	9	3	11	14	

		Colombia A																
		TOTALE				CASA				FUORI								
		Pt	Pg	V	P	S	Gf	Gs	V	P	S	Gf	Gs	V	P	S	Gf	Gs
1	BUCARAMANGA	38	19	11	5	3	24	10	7	2	1	18	6	4	3	2	6	4
2	DEP. TOLIMA	38	19	11	5	3	31	18	6	2	1	15	8	5	3	2	16	10
3	INDIP.SANTA FE	34	19	10	4	5	22	12	6	2	1	14	3	4	2	4	8	9
4	DEP. PEREIRA	34	19	10	4	5	27	18	4	3	3	14	11	6	1	2	13	7
5	LA EQUIDAD	33	19	9	6	4	22	14	5	3	2	12	5	4	3	2	10	9
6	MILLONARIOS	31	19	9	4	6	28	20	5	2	3	18	10	4	2	3	10	11
7	JUNIOR	29	19	8	5	6	24	21	6	2	1	13	3	2	3	5	11	18
8	ONCE CALDAS	29	19	8	5	6	16	16	5	2	2	9	6	3	3	4	7	10
9	INDIP. MEDELLIN	29	19	8	5	6	22	31	5	3	2	12	11	3	2	4	10	20
10	AMERICA DE CALI	25	19	6	7	6	22	16	5	2	2	14	6	1	5	4	8	10
11	AGUILAS	25	19	7	4	8	20	19	3	3	3	10	9	4	1	5	10	10
12	ATL. NACIONAL	24	19	6	6	7	21	20	4	2	3	11	7	2	4	4	10	13
13	FORTALEZA	24	19	6	6	7	18	20	3	3	3	10	8	3	3	4	8	12
14	JAGUARES	22	19	5	7	7	17	20	4	4	2	11	7	1	3	5	6	13
15	DEP. CALI	21	19	5	6	8	24	24	4	2	4	15	11	1	4	4	9	13
16	DEP. PASTO	19	19	5	4	10	15	21	2	2	6	9	15	3	2	4	6	6
17	BOYACA CHICO	18	19	5	3	11	22	35	4	2	4	14	12	1	1	7	8	23
18	ENVIAGADO	16	19	3	7	9	15	25	2	4	4	9	11	1	3	5	6	14
19	PATRIOTAS	15	19	4	3	12	8	24	2	3	4	4	9	2	0	8	4	15
20	ALIANZA PETROLERA	15	19	4	3	12	8	24	2	3	4	4	9	2	0	8	4	15

		Coppa Africa Girone B																	
		TOTALE				CASA				FUORI									
		Pt	Pg	V	P	S	Gf	Gs	V	P	S	Gf	Gs	V	P	S	Gf	Gs	
1	EGITTO	6	3	2	0	1	2	1	1	0	0	1	0	1	0	1	0	1	1
2	CAPO VERDE	4	3	1	1	1	2	2	0	1	1	1	2	1	0	0	1	0	0
3	GHANA	1	3	0	1	2	3	5	0	0	1	2	3	0	1	1	1	2	

		Coppa Africa Girone C																	
		TOTALE				CASA				FUORI									
		Pt	Pg	V	P	S	Gf	Gs	V	P	S	Gf	Gs	V	P	S	Gf	Gs	
1	SENEGAL	5	3	1	2	0	1	0	1	1	0	0	1	0	0	1	0	0	0
2	CAMERUN	7	3	2	1	0	7	3	2	0	0	6	2	0	1	0	1	1	1
3	GUINEA	4	3	1	1	1	2	2	1	0	0	1	0	0	1	1	1	1	2
4	GAMBIA	7	3	2	1	0	3	1	1	1	0	2	1	1	0	0	1	0	0

		Coppa Africa Girone D																	
		TOTALE				CASA				FUORI									
		Pt	Pg	V	P	S	Gf	Gs	V	P	S	Gf	Gs	V	P	S	Gf	Gs	
1	BURKINA FASO	4	3	1	1	1	3	3	0	1	0	1	1	1	0	1	0	1	2
2	MAURITANIA	0	3	0	0	3	0	7	0	0	1	0	1	0	1	0	2	0	0
3	ALGERIA	1	3	0	1	2	1	4	0	1	1	0	1	0	0	1	1	3	0

		Coppa Africa Girone E																	
		TOTALE				CASA				FUORI									
		Pt	Pg	V	P	S	Gf	Gs	V	P	S	Gf	Gs	V	P	S	Gf	Gs	
1	MALI	5	3	1	2	0	3	1	0	0	0	0	0	0	0	0	0	0	0
2	SUDAFRICA	4	3	1	1	1	4	2	0	0	0	0	0	0	0	0	0	0	0
3	NAMIBIA	4	3	1	1	1	1	4	0	0	0	0	0	0	0	0	0	0	0
4	TUNISIA	2	3	0	2	1	1	2	0	0	0	0	0	0	0	0	0	0	0

		Coppa Africa Girone F																	
		TOTALE				CASA				FUORI									
		Pt	Pg	V	P	S	Gf	Gs	V	P	S	Gf	Gs	V	P	S	Gf	Gs	
1	MAROCO	7	3	2	1	0	5	1	0	0	0	0	0	0	0	0	0	0	0
2	DR CONGO	3	3	0	3	0	2	2	0	0	0	0	0	0	0	0	0	0	0
3	ZAMBIA	2	3	0	2	1	2	3	0	0	0	0	0	0	0	0	0	0	0
4	TANZANIA	2	3	0	2	1	1	4	0	0	0	0	0	0	0	0	0	0	0

		Coppa Libertadores Girone A																
		TOTALE				CASA				FUORI								
		Pt	Pg	V	P	S	Gf	Gs	V	P	S	Gf	Gs	V	P	S	Gf	Gs
1	SANTANDER	13	6	4	1	1	13	6	2	1	0	8	3	2	0	1	5	3
2	FLAMENGO	11	6	3	2	1	11	5	3	0	0	8	1	0	2	1	3	4
3	NUBLENSE	5	6	1	2	3	10	1	1	1	1	3	4	0	1	2	0	6
4	AUCAS	4	6	1	1	4	6	12	1	1	1	3	3	0	0	3	3	9

		Coppa Libertadores Girone B																
		TOTALE				CASA				FUORI								
		Pt	Pg	V	P	S	Gf	Gs	V	P	S	Gf	Gs	V	P	S	Gf	Gs
1	INTERNACIONAL	12	6	3	3	0	10	6	2	1	0	6	3	1	2	0	4	3
2	NACIONAL	11	6	3	2	1	9	7	2	1	0	4	2	1	1	1	5	5
3	INDIP. MEDELLIN	10	6	3	1	2	10	9	2	1	0	7	4	1	0	2	3	5
4	METROPOLITANOS	0	6	0	0	6	4	11	0	0	3	2	5	0	0	3	2	6

		Coppa Libertadores Girone C																
		TOTALE				CASA				FUORI								
		Pt	Pg	V	P	S	Gf	Gs	V	P	S	Gf	Gs	V	P	S	Gf	Gs
1	PALMEIRAS	15	6	5	0	1	16	6	3	0	0	10	3	2	0	1	6	3
2	BOLIVAR	12	6	4	0	2	11	7	3	0	0	6	1	1	0	2	5	6
3	BARCELONA GUAYAQUIL	6	1	1	4	7	12	1	1	1	4	5	0	0	3	3	7	7
4	CERRO PORTENO	4	6	1	1	4	5	14	1	0	2	8	0	1	2	3	6	6

		Coppa Libertadores Girone D																
		TOTALE				CASA				FUORI								
		Pt	Pg	V	P	S	Gf	Gs	V	P	S	Gf	Gs	V	P	S	Gf	Gs
1	FLUMINENSE	10	6	3	1	2	10	6	2	1	0	7	2	1	0	2	3	4
2	RIVER PLATE	10	6	3	1	2	11	11	3	0	0	8	2	0	1	2	3	9
3	SPORTING CRISTAL	8	6	2	2	2	8	10	1	1	1	3	4	0	1	1	5	6
4	THE STRONGEST	6	6	2	0	4	5	7	2	0	1	5	3	0	0	3	0	4

		Coppa Libertadores Girone E																
		TOTALE				CASA				FUORI								
		Pt	Pg	V	P	S	Gf	Gs	V	P	S	Gf	Gs	V	P	S	Gf	Gs
1	INDEPENDIENTE	12	6	4	0	2	10	5	3	0	0	8	2	1	0	2	2	3
2	ARGENTINOS JRS	11	6	3	2	1	8	6	2	1	0	3	1	1	1	1	5	5
3	CORINTHIANS	7	6	2	1	3	7	6	1	0	2	4	3	1	1	1	3	3
4	LIVERPOOL MONT.	4	6	1	1	4	4	12	1	1	1	3	5	0	0	3	1	7

		Coppa Libertadores Girone F																
		TOTALE				CASA				FUORI								
		Pt	Pg	V	P	S	Gf	Gs	V	P	S	Gf	Gs	V	P	S	Gf	Gs
1	BOCA JUN.	13	6	4	1	1	9	2	3	0	0	7	1	1	1	1	2	1
2	DEP. PEREIRA	8	6	2	2	2	5	5	2	1	0	4	2	0	1	2	1	3
3	COLO COLO	6	6	1	3	2	3	5	1	1	1	1	2	0	2	1	2	3
4	MONAGAS	5	6	1	2	3	3	8	1	2	0	2	1	0	0	3	1	7

		Coppa Libertadores Girone G																
		TOTALE				CASA				FUORI								
		Pt	Pg	V	P	S	Gf	Gs	V	P	S	Gf	Gs	V	P	S	Gf	Gs
1	ATLETICO PR	13	6	4	1	1	9	4	3	0	0	6	1	1	1	1	3	3
2	ATLETICO MG	10	6	3	1	2	7	5	2	0	1	4	2	1	1	1	3	3
3	LIBERTAD	7	6	2	1	3	6	7	0	1	2	3	5	2	0	1	3	2
4	ALIANZA LIMA	4	6	1	1	4	3	9	0	1	2	1	3	1	0	2	2	6

		Coppa Libertadores Girone H																
		TOTALE				CASA				FUORI								
		Pt	Pg	V	P	S	Gf	Gs	V	P	S	Gf	Gs	V	P	S	Gf	Gs
1	HARTLEPOOL	7	3	2	1	0	7	4	1	1	0	5	3	1	0	0	2	1
2	CLUB OLIMPIA	14	6	4	2	0	13	4	3									

Coppa Sudamericana Girone H

	TOTALE												CASA				FUORI			
	Pt	Pg	V	P	S	Gf	Gs	V	P	S	Gf	Gs	V	P	S	Gf	Gs			
1 FORTALEZA	15	6	5	0	1	17	5	3	0	0	13	3	2	0	1	4	2			
2 SAN LORENZO	8	6	2	2	2	7	6	1	1	1	4	3	1	1	1	3	3			
PALESTINO	8	6	2	2	2	7	7	1	1	1	2	2	1	1	1	5	5			
4 ESTUDIANTES DE MERIDA	6	1	0	5	4	17	1	0	2	2	6	0	0	3	2	11				

Corea del Sud A

	TOTALE												CASA				FUORI			
	Pt	Pg	V	P	S	Gf	Gs	V	P	S	Gf	Gs	V	P	S	Gf	Gs			
1 ULSAN HYUNDAI	67	33	20	7	6	56	36	10	4	2	31	18	10	3	4	25	18			
2 POHANG STEELERS	58	33	15	13	5	48	35	11	4	2	30	18	4	9	3	18	17			
3 GWANGJU	54	33	15	9	9	45	30	8	3	5	24	11	7	6	4	21	19			
4 JEONBUK	49	33	14	7	12	39	31	9	3	5	24	16	5	4	7	15	15			
5 DAEGU	49	33	12	13	8	38	36	6	8	2	19	15	6	5	6	19	21			
6 INCHEON UNITED	48	33	12	12	9	38	37	6	7	4	20	16	6	5	5	18	21			
7 SEUL	47	33	12	11	10	55	42	6	7	4	29	20	6	4	6	26	22			
8 DAEJEON CITIZEN	45	33	11	12	10	49	52	8	4	4	24	21	3	8	6	25	31			
9 JEJU UTD	35	33	9	8	16	39	45	4	6	6	18	20	5	2	10	21	25			
10 SUWON	31	33	8	7	18	37	65	4	4	8	20	30	4	3	10	17	35			
11 GANGWON	26	33	4	14	15	25	38	2	7	8	15	22	2	7	7	10	16			
12 SUWON BLUEWINGS	25	33	6	7	20	29	51	3	3	11	13	24	3	4	9	16	27			

Corea del Sud A Femm.

	TOTALE												CASA				FUORI			
	Pt	Pg	V	P	S	Gf	Gs	V	P	S	Gf	Gs	V	P	S	Gf	Gs			
1 INCHEON HYUNDAI STEELERS	22	21	13	3	5	36	14	6	2	3	18	7	7	1	2	18	7			
2 HWACHEON KSP0	41	21	12	5	4	33	18	7	2	1	16	6	5	3	3	17	12			
3 SUWON	40	21	12	4	5	36	15	7	2	2	24	10	5	2	3	12	5			
4 GYEONGJU FC	33	21	9	6	6	25	21	7	3	2	16	7	2	3	4	9	14			
5 SPORTSTOT0	21	20	6	3	11	26	32	1	2	6	11	19	5	1	5	15	13			
6 BOEUN SANGMU	21	21	5	6	10	20	38	4	3	3	10	16	1	3	7	10	22			
7 SEUL CITY	19	21	4	7	10	22	38	1	5	4	13	16	3	2	6	9	22			
8 CHANGNYEONG WFC	13	20	3	4	13	14	36	2	0	8	5	18	1	4	5	9	18			

Corea del Sud B

	TOTALE												CASA				FUORI			
	Pt	Pg	V	P	S	Gf	Gs	V	P	S	Gf	Gs	V	P	S	Gf	Gs			
1 GIMCHEON SANGMU	71	36	22	5	9	71	37	13	3	2	40	14	9	2	7	31	23			
2 BUSAN	70	36	20	10	6	50	29	10	6	2	23	9	10	4	4	27	20			
3 GIMPO	60	36	16	12	8	40	25	8	5	5	22	14	8	7	3	18	11			
4 GYEONGNAM	57	36	15	12	9	54	42	6	5	7	25	27	9	7	2	29	15			
5 BUCHEON	57	36	16	9	11	45	35	10	5	3	24	14	6	4	8	21	21			
6 ANYANG	54	36	15	9	12	58	51	8	6	4	28	20	7	3	8	30	31			
7 JEONNAM	53	36	16	5	15	56	10	4	4	3	23	6	1	11	23	33				
8 CHEONGJU	52	36	13	13	10	37	42	8	5	5	18	20	5	8	5	19	22			
9 SEONGNAM	44	36	11	11	14	43	50	6	5	7	22	24	5	6	7	21	26			
10 CHUNGNAM ASAN	42	36	12	6	18	39	46	9	3	6	27	21	3	3	12	12	25			
11 SEUL E LAND	35	36	10	5	21	36	54	5	1	12	22	30	5	4	9	14	24			
12 ANSAN GREENERS	25	36	6	7	23	40	72	3	3	12	19	35	3	4	11	21	37			
13 CHEONAN CITY	25	36	5	10	21	33	62	3	6	9	17	31	2	4	12	16	31			

Corea Del Sud C

	TOTALE												CASA				FUORI			
	Pt	Pg	V	P	S	Gf	Gs	V	P	S	Gf	Gs	V	P	S	Gf	Gs			
1 HWASEONG	60	28	17	9	2	42	21	8	5	1	20	10	9	4	1	22	11			
2 MOKPO	53	28	15	8	5	48	26	8	5	1	28	14	7	3	4	20	12			
3 GIMHAE CITY	49	28	13	10	5	42	26	7	5	2	18	11	6	5	3	24	15			
4 ULSAN CITIZEN	47	28	13	8	7	37	29	7	2	5	19	13	6	6	2	18	16			
5 DAEJEON KORAIL	39	28	11	6	11	34	32	7	4	3	16	10	4	2	8	18	22			
6 SIHEUNG CITIZEN	39	28	10	9	9	37	37	8	2	4	25	20	2	7	5	12	17			
7 PAJU CITIZEN	38	28	11	5	12	32	27	8	0	6	23	12	3	5	6	9	14			
8 CHUNCHEON	38	28	9	11	8	25	26	6	5	3	13	12	3	6	5	12	14			
9 BUSAN TRANSPORTATION	28	28	9	7	12	34	36	3	6	5	16	16	6	1	7	18	20			
10 GYEONGJU FC	34	28	8	10	10	28	32	5	3	6	18	18	3	7	4	10	14			
11 POCHON CITIZEN	33	28	7	12	9	26	33	4	5	5	11	15	3	7	4	15	18			
12 GANGEUNG CITIZEN	32	28	8	8	12	27	35	2	6	6	13	21	6	2	6	14	14			
13 YANGPYEONG FC	27	28	7	6	15	28	43	5	3	6	16	16	2	3	9	12	27			
14 CHANGWON CITY	27	28	7	6	15	23	39	4	3	7	14	17	3	3	8	9	22			
15 YANGJU CITIZEN	19	28	4	7	17	29	50	2	7	5	16	21	2	0	12	13	29			

Costa Rica

	TOTALE												CASA				FUORI			
	Pt	Pg	V	P	S	Gf	Gs	V	P	S	Gf	Gs	V	P	S	Gf	Gs			
1 DEP. SAPRISSA	55	22	18	1	3	53	19	10	0	1	31	6	8	1	2	22	13			
2 ALAJUELENSE	46	22	14	4	4	42	23	8	1	2	25	10	6	3	2	17	13			
3 HEREDIA	43	22	13	4	5	43	20	8	1	2	24	8	5	3	3	19	12			
4 CARTAGINES	37	22	11	4	7	36	28	8	2	1	22	13	3	2	6	14	15			
5 AD GUANACASTECA	37	22	11	4	7	28	25	5	2	4	16	13	6	2	3	12	12			
6 SAN CARLOS	26	22	7	5	10	26	28	5	3	3	16	12	2	2	7	10	16			
7 GAGNOA	26	22	7	5	10	26	35	4	3	4	15	15	3	2	6	11	20			
8 SANTOS GUAPILES	23	22	5	8	9	17	26	5	3	3	13	10	0	5	6	4	16			
9 MUNICIPAL LIBERIA	22	22	5	7	10	26	34	3	4	4	14	15	2	3	6	22	28			
10 PUNTARENAS	21	22	6	3	13	26	34	5	1	5	16	16	1	2	8	10	18			
11 ZELEDON	17	22	4	5	13	17	46	3	4	4	13	17	1	1	9	4	29			
12 MUNICIPAL GRECIA	15	22	3	6	13	19	42	1	4	6	12	17	2	2	7	7	25			

Florida Cup

	TOTALE												CASA				FUORI			
	Pt	Pg	V	P	S	Gf	Gs	V	P	S	Gf	Gs	V	P	S	Gf	Gs			
1 CHELSEA	3	1	1	0	0	5	0	0	0	0	0	0	0	0	0	0	0			
JUVENTUS	3	1	1	0	0	3	1	0	0	0	0	0	0	0	0	0	0			
ASTON VILLA	3	1	1	0	0	2	0	0	0	0	0	0	0	0	0	0	0			
4 REAL MADRID	0	1	0	0	1	1	3	0	0	0	0	0	0	0	0	0	0			
FULHAM	0	1	0	0	1	0	2	0	0	0	0	0	0	0	0	0	0			
WREXHAM	0	1	0	0	1	0	5	0	0	0	0	0	0	0	0	0	0			

Costa Rica B Girone A

	TOTALE												CASA				FUORI			
	Pt	Pg	V	P	S	Gf	Gs	V	P	S	Gf	Gs	V	P	S	Gf	Gs			
1 ADR JICARAL	32	16	9	5	2	44	20	6	2	0	24	9	3	3	2	20	11			
2 QUEPOS CAMBUTE	31	16	9	4	3	36	22	5	3	0	19	8	4	1	3	17	14			
3 UNIV. COSTA RICA	30	16	8	6	2	26	16	4	3	1	15	10	4	3	1	11	6			
4 PFA ANTIOQUIA FC	28	16	8	4	4	39	27	5	3	0	20	7	3	1	4	19	20			
5 AD COFUPTA	27	16	8	3	5	37	22	6	1	1	23	11	2	2	4	14	11			
6 AD SARCHI	21	16	6	3	7	30	27	4	2	2	18	10	2	1	5	12	17			
7 CARMELITA	18	15	5	3	7	26	22	3	1	4	13	10	2	2	3	13	12			
8 MUNICIPAL GARABITO	10	16	3	1	12	21	50	1	0	7	12	24	2	1	5	9	26			
9 PUERTO GOLFITO	1	15	0	1	14	5	58	0	0	7	1	30	0	1	7	4	28			

Costa Rica B Girone B

	TOTALE												CASA				FUORI			
	Pt	Pg	V	P	S	Gf	Gs	V	P	S	Gf	Gs	V	P	S	Gf				

Danimarca B

	Pt	Pg	TOTALE				CASA				FUORI						
			V	P	S	Gf	Gs	V	P	S	Gf	Gs	V	P	S	Gf	Gs
1 AALBORG	51	22	15	6	1	48	22	7	3	1	25	12	8	3	0	23	10
2 SOENDERJYSKE	49	22	15	4	3	58	24	7	1	3	26	10	8	3	0	32	14
3 VENDSYSEL	36	22	10	6	6	34	28	5	4	2	17	15	5	2	4	17	13
4 FREDERICIA	35	22	9	8	5	34	27	4	3	4	15	16	5	5	1	19	11
5 KOLDING B	33	22	10	3	9	34	32	5	1	5	19	15	5	2	4	15	17
6 HOBRO	33	22	10	3	9	26	24	3	2	6	11	15	7	1	3	15	9
7 HILLEROD	30	22	8	6	8	39	32	3	3	5	12	16	5	3	3	27	16
8 B93 COPENHAGEN	28	22	8	4	10	26	37	3	2	6	10	26	5	2	4	16	11
9 HORSSENS	25	22	7	4	11	28	35	4	2	5	16	17	3	2	6	12	18
10 KOGE	18	22	5	3	14	24	50	3	1	7	11	27	2	2	7	13	23
11 NAESTVED	14	22	1	11	10	25	42	1	7	3	13	17	0	4	7	12	25
12 HELSINGOER	12	22	2	6	14	23	46	2	3	6	15	23	0	3	8	8	23

Danimarca V Div. Girone D

	Pt	Pg	TOTALE				CASA				FUORI						
			V	P	S	Gf	Gs	V	P	S	Gf	Gs	V	P	S	Gf	Gs
1 ODDER	45	18	14	3	1	36	14	7	2	0	20	7	7	1	1	16	7
2 VIBY	37	18	12	1	5	51	24	7	1	1	26	11	5	0	4	25	13
3 VORUP	37	18	11	4	3	42	27	6	0	3	20	16	5	4	0	22	11
4 KJELLERUP	28	18	9	1	8	27	28	5	0	4	12	12	4	1	4	15	16
5 NOERRESUNDBY	27	18	7	6	5	39	36	5	2	2	20	15	2	4	3	19	21
6 RINGKOBING	22	18	6	4	8	29	28	3	3	3	16	12	3	1	5	13	16
7 HOBRO 2	21	18	5	6	7	35	38	3	4	2	23	22	2	2	5	12	16
8 VRI	18	18	5	3	10	33	47	2	3	4	16	20	3	0	6	17	27
9 AALBORG 2	13	18	3	4	11	19	38	2	1	6	11	23	1	3	5	8	15
10 VARDE	5	18	1	2	15	20	51	1	1	7	9	20	0	1	8	11	31

Danimarca C

	Pt	Pg	TOTALE				CASA				FUORI						
			V	P	S	Gf	Gs	V	P	S	Gf	Gs	V	P	S	Gf	Gs
1 ESBJERG	59	22	19	2	1	69	24	9	1	1	36	12	10	1	0	33	12
2 ROSKILDE	44	22	13	5	4	39	27	5	4	2	22	14	8	1	2	18	13
3 AARHUS FREMAD	41	22	11	8	3	42	24	6	2	3	23	13	5	6	0	19	11
4 MIDDELFART	41	22	12	5	5	34	19	6	2	3	16	8	6	3	2	18	11
5 NYKOEING	33	22	9	6	7	31	34	3	4	4	8	11	6	2	3	23	23
6 AB	24	22	5	9	8	26	34	4	4	3	18	19	1	5	5	8	15
7 FREMAD AMAGER	23	22	6	5	11	26	36	5	2	4	14	14	1	3	7	12	22
8 SKIVE	23	22	5	8	9	20	30	1	5	5	12	19	4	3	4	8	11
9 HIK	21	22	6	3	13	38	53	4	1	6	25	25	2	2	7	13	28
10 BRABRAND	18	22	3	9	10	22	32	2	4	5	10	13	1	5	5	12	19
11 FA 2000	17	22	4	5	13	21	36	3	3	5	12	16	1	2	8	9	20
12 THISTED	17	22	4	5	13	24	44	1	3	7	11	22	3	2	6	13	22

Ecuador A

	Pt	Pg	TOTALE				CASA				FUORI						
			V	P	S	Gf	Gs	V	P	S	Gf	Gs	V	P	S	Gf	Gs
1 LDU QUITO	36	15	11	3	1	21	4	7	1	0	12	1	4	2	1	9	3
2 BARCELONA GUAYAO	32	15	9	5	1	24	15	6	1	0	11	4	3	4	1	13	11
3 AUCAS	25	15	6	7	2	22	15	3	2	2	12	8	3	5	0	10	7
4 DELFIN	24	15	5	9	1	19	12	3	4	0	9	3	2	5	1	10	9
5 EL NACIONAL	23	15	5	8	2	25	19	4	4	0	17	10	1	4	2	8	9
6 UMECLET	22	15	5	7	3	14	8	4	3	1	10	4	1	4	2	4	4
7 E. CATOLICA ECU	22	15	5	7	3	15	12	1	6	1	6	6	4	1	2	9	6
8 INDEPENDIENTE	21	15	6	3	6	18	15	5	1	1	12	4	1	2	5	6	11
9 TECNICO	19	15	4	7	4	20	17	2	4	1	12	9	2	3	3	8	8
10 MUSHUC	19	15	5	4	6	14	19	4	3	1	11	6	1	1	5	3	13
11 ORENSE	16	15	4	4	7	15	15	3	2	3	11	8	1	2	4	4	7
12 CD CUENCA	16	15	3	7	5	12	16	3	2	2	8	7	0	5	3	4	9
13 LIBERTAD LOJA	15	15	4	3	8	12	18	3	1	4	8	8	1	2	4	4	10
14 RIVER PLATE	10	15	2	4	9	5	18	2	3	3	2	5	0	1	6	3	13
15 CUMBAYA	9	15	1	6	8	14	26	0	4	3	7	10	1	2	5	7	16
16 GUALACEO	7	15	1	4	10	9	30	0	3	4	5	13	1	1	6	4	17

Danimarca IV Div.

	Pt	Pg	TOTALE				CASA				FUORI						
			V	P	S	Gf	Gs	V	P	S	Gf	Gs	V	P	S	Gf	Gs
1 FREM	43	22	13	4	5	35	21	7	2	2	18	8	6	2	3	17	13
2 VSK AARHUS	37	22	11	4	7	39	24	7	1	3	24	11	4	3	4	15	13
3 ISHOEJ IF	34	22	9	7	6	40	30	5	5	1	24	16	4	2	5	16	14
4 AVARTA	31	22	9	4	9	21	28	6	1	4	11	10	3	3	5	10	18
5 HOLBAEK	30	22	8	6	8	23	23	5	1	5	14	16	3	5	3	9	7
6 NAESEBY	29	22	7	8	7	32	32	2	4	5	14	20	5	4	2	18	12
7 SFB OURE	29	22	8	5	9	31	37	6	2	3	15	10	2	3	6	16	27
8 LYSING	28	22	7	7	8	34	36	5	5	1	20	14	2	2	7	14	22
9 YOUNG BOYS FD	27	22	7	6	9	33	39	3	3	5	18	20	4	3	4	15	19
10 VEJGAARD B	26	22	7	5	10	28	34	2	3	6	11	21	5	2	4	17	13
11 HOLSTEBRO	25	22	7	4	11	32	33	2	2	7	13	20	5	2	4	19	13
12 VANLOSE	23	22	5	8	9	21	32	2	5	4	10	11	3	3	5	11	21

Ecuador B

	Pt	Pg	TOTALE				CASA				FUORI						
			V	P	S	Gf	Gs	V	P	S	Gf	Gs	V	P	S	Gf	Gs
1 MACARA	64	36	18	10	8	47	34	11	4	3	25	12	7	6	5	22	22
2 IMBABURA	58	36	15	13	8	58	43	9	6	3	30	19	6	7	5	28	24
3 CUNIBURO FC	55	36	14	13	9	54	39	9	7	2	34	16	5	6	7	20	23
4 MANTA	52	36	14	10	12	39	37	11	4	3	22	9	3	6	9	17	28
5 INDEPENDIENTE JUNIOR	36	13	12	11	40	40	10	6	2	27	15	3	6	9	13	25	
6 NUEVE DE OCTUBRE	44	36	12	8	16	48	48	10	5	3	36	19	2	3	13	12	29
7 VARGAS TORRES	44	36	10	14	12	27	34	8	7	3	18	10	2	7	9	9	24
8 CHACARITAS	43	36	12	7	17	44	47	6	5	7	28	24	6	2	10	16	23
9 AMERICA DE QUITO	43	36	11	10	15	46	58	8	6	4	28	22	3	4	11	18	36
10 BUHOS ULVR	30	36	5	15	16	30	53	5	6	7	17	22	0	9	9	13	31

Danimarca V Div. Girone A

	Pt	Pg	TOTALE				CASA				FUORI						
			V	P	S	Gf	Gs	V	P	S	Gf	Gs	V	P	S	Gf	Gs
1 SUNDBY	43	18	14	1	3	48	19	8	0	1	27	7	6	1	2	21	12
2 BRONSHOJ	37	18	11	4	3	33	16	6	2	1	16	5	5	2	2	17	11
3 TAARNBY	31	18	9	4	5	32	20	4	3	2	11	8	5	1	3	21	12
4 GOERSLEV IF	31	18	9	4	5	23	20	6	3	0	17	8	3	1	5	6	12
5 ALLEROED	30	18	9	3	6	37	36	5	1	3	19	21	4	2	3	18	15
6 HERLEV	21	18	6	3	9	28	31	2	1	6	12	17	4	2	3	16	14
7 NAESTVED	19	18	5	4	9	34	40	3	1	5	15	16	2	3	4	19	24
8 GREVE	19	18	6	1	11	24	31	3	0	6	14	17	3	1	5	10	14
9 TARNBY	15	18	4	3	11	12	22	3	2	4	6	9	1	1	7	6	13
10 KFUM ROSKILDE	10	18	3	1	14	13	49	2	1	6	10	29	1	0	8	3	20

Egitto 2A Division

	Pt	Pg	TOTALE				CASA				FUORI			
			V	P	S	Gf	Gs	V	P	S	Gf	Gs	V	P
1 PETROJET	45	19	14											

El Salvador

Pt	Pq	TOTALE										CASA					FUORI				
		V	P	S	Gf	Gs	V	P	S	Gf	Gs	V	P	S	Gf	Gs					
1	ALIANZA SAN SALVAD	42	22	13	6	3	39	13	5	5	1	21	5	8	1	2	18	8			
2	FIRPO	42	22	13	3	6	47	30	8	1	2	23	12	5	2	4	24	18			
3	MUNICIPAL LIMENO	39	22	12	3	7	33	25	6	2	3	18	9	6	1	4	15	16			
4	AGUILA	38	22	10	8	4	29	18	7	2	2	21	11	3	6	2	8	7			
5	FAS	32	22	8	8	6	26	24	4	4	3	13	13	4	4	3	13	11			
6	PLATENSE MZ	32	22	9	5	8	26	29	6	2	3	15	10	3	3	5	11	19			
7	ISIDRO METAPAN	31	22	9	4	9	24	22	7	0	4	16	12	2	4	5	8	10			
8	DEP. AHUACHAPAN	31	22	8	7	7	22	24	5	5	1	10	4	3	2	6	12	20			
9	DRAGON	30	22	9	3	10	27	33	5	2	4	16	15	4	1	6	11	18			
10	SANTA TECLA	20	22	5	5	12	26	39	2	4	5	17	22	3	1	7	9	17			
11	S. FRANCISCO MORAZAN	7	22	4	5	13	19	30	4	1	6	12	12	0	4	7	7	18			
12	JOCORO FC	9	22	2	3	17	13	44	1	2	8	6	18	1	1	9	7	26			

Emirati Arabi Uniti

Pt	Pq	TOTALE										CASA					FUORI				
		V	P	S	Gf	Gs	V	P	S	Gf	Gs	V	P	S	Gf	Gs					
1	AL WASL	55	22	17	4	1	57	23	9	2	1	26	12	8	2	0	31	11			
2	SHABAB AL AHLI	49	22	15	4	3	56	28	8	1	2	31	15	7	3	1	25	13			
3	AL WAHDA	41	23	12	5	6	42	28	6	3	2	22	15	6	2	4	20	13			
4	AL AIN	39	21	12	3	6	46	27	5	2	4	26	18	7	1	2	20	9			
5	AL-NASR	38	23	11	5	7	37	31	6	2	3	14	13	5	3	4	23	18			
6	SHARJAH	35	23	8	11	4	45	35	3	7	2	23	17	5	4	2	22	18			
7	AJMAN	30	22	8	6	8	34	42	4	1	6	14	21	4	5	2	20	21			
8	AL JAZIRA	28	23	7	7	9	45	45	3	4	4	20	23	4	3	5	25	22			
9	AL BATAEH	27	22	7	6	9	33	40	3	3	5	16	22	4	3	4	17	18			
10	ITTIHAD KALBA FC	24	23	6	6	11	35	44	2	3	6	14	23	4	3	5	21	21			
11	BANIYAS CLUB	23	22	7	2	13	30	42	5	2	5	20	21	2	0	8	10	21			
12	KHOR FAKKAN CLUB	21	23	6	3	14	30	49	5	1	5	18	21	1	2	9	12	28			
13	EMIRATES CLUB	14	21	3	5	13	25	48	1	2	7	14	24	2	3	6	11	24			
14	HATTA	8	22	1	5	16	16	49	0	3	8	3	25	1	2	8	13	24			

Emirati Arabi Uniti B

Pt	Pq	TOTALE										CASA					FUORI				
		V	P	S	Gf	Gs	V	P	S	Gf	Gs	V	P	S	Gf	Gs					
1	AL UROOBA	73	28	23	4	1	51	21	12	2	0	29	13	11	2	1	22	8			
2	DIBBA AL HISN	58	28	18	4	6	45	20	9	3	2	22	8	9	1	4	23	12			
3	DIBBA	57	29	15	12	2	47	16	8	7	0	25	6	7	5	2	22	10			
4	AL-FUJAIRAH SC	47	29	13	8	8	47	35	8	3	3	29	16	5	5	5	18	19			
5	UNITED	47	28	14	5	9	58	39	8	2	4	27	16	6	3	5	31	23			
6	AL ARABI	44	28	13	5	10	49	41	5	4	4	20	14	8	1	6	29	27			
7	AL DHAFRA	44	29	11	11	7	50	40	7	5	3	25	18	4	6	4	25	22			
8	MASAFI	40	28	10	10	8	41	35	5	6	2	20	14	5	4	6	21	21			
9	AL JAZIRA AL HAMRA	37	28	10	7	11	41	55	6	4	3	22	21	4	3	8	19	34			
10	AL HAMRIYAH	34	28	9	7	12	39	44	6	1	7	21	21	3	6	5	18	23			
11	AL-DHAID	30	28	8	6	14	38	49	5	2	7	19	24	3	4	7	19	25			
12	GULF FC	30	29	7	9	13	33	44	3	4	7	11	22	4	5	6	22	22			
13	AL-TAAWON	27	28	6	9	13	31	49	4	5	5	19	22	2	4	8	12	27			
14	MASFOOT	27	28	6	9	13	31	49	4	5	5	19	22	2	4	8	12	27			
15	GULF UNITED	23	28	5	8	15	28	47	2	4	9	18	30	3	4	6	10	17			
16	CITY FOOTBALL CLUB	8	28	1	5	22	28	70	1	3	11	17	35	0	2	11	11	35			
17	AL-RAMS	6	16	2	0	14	22	49	2	0	6	17	26	0	0	8	5	23			

Estonia A

Pt	Pq	TOTALE										CASA					FUORI				
		V	P	S	Gf	Gs	V	P	S	Gf	Gs	V	P	S	Gf	Gs					
1	FLORA TALLINN	79	36	23	10	3	74	24	11	5	2	39	12	12	5	1	35	12			
2	LEVADIA TALLINN	77	36	22	11	3	67	24	13	5	0	39	8	9	6	3	28	16			
3	KALEV	53	35	14	11	11	49	41	4	8	6	19	22	10	3	5	30	19			
4	PAIDE LINNAMEESKON	53	36	13	14	9	50	34	7	6	5	25	16	6	8	4	25	18			
5	NOMME KALJU	49	36	12	13	11	50	42	8	6	4	33	20	4	7	7	17	22			
6	VAPRUS	48	36	12	12	12	40	43	5	6	7	19	26	7	6	5	21	17			
7	KURESSAARE	43	36	12	7	17	36	60	6	4	8	20	29	6	3	9	16	31			
8	TRANS NARVA	38	36	12	2	22	32	64	7	1	10	17	25	5	1	12	15	39			
9	TARTU TAMMEKA	27	36	5	12	19	33	65	3	7	8	18	27	2	5	11	15	38			
10	HARJU JK LAAGRI	23	36	5	8	23	27	61	3	2	13	15	29	2	6	10	12	32			

Estonia B

Pt	Pq	TOTALE										CASA					FUORI				
		V	P	S	Gf	Gs	V	P	S	Gf	Gs	V	P	S	Gf	Gs					
1	NOMME UTD	90	36	28	6	2	114	29	13	4	1	50	16	15	2	1	64	13			
2	VIIMSI JK	71	36	21	8	7	67	35	10	5	3	30	14	11	3	4	37	21			
3	FLORA U21	69	36	22	3	11	86	53	12	1	5	50	31	10	2	6	36	22			
4	LEVADIA	57	36	16	9	11	57	46	7	6	5	31	20	9	3	6	26	26			
5	JK TABASALU	55	36	18	1	17	81	70	10	0	8	44	33	8	1	9	37	37			
6	FC TALLINN	52	36	16	4	16	72	65	8	1	9	39	33	8	3	7	33	32			
7	PAIDE LINNAMEESKON	41	36	12	5	19	66	82	6	1	11	26	40	6	4	8	40	42			
8	ELVA	40	36	12	4	20	45	75	7	3	8	25	32	5	1	12	20	43			
9	T. LEGION	21	36	5	6	25	37	97	3	3	12	16	51	2	3	13	21	46			
10	IDA-VIRUMAA	20	36	6	2	28	50	123	4	0	14	30	64	2	2	14	20	59			

Estonia C

Pt	Pq	TOTALE										CASA					FUORI				
		V	P	S	Gf	Gs	V	P	S	Gf	Gs	V	P	S	Gf	Gs					
1	WELCO	74	36	23	5	8	92	42	13	3	2	51	17	10	2	6	41	25			
2	KALEV	67	36	19	10	7	99	53	11	5	2	61	26	8	5	5	38	27			
3	TRANS NARVA	64	36	19	7	10	89	48	11	4	3	41	18	8	3	7	28	30			
4	FA TARTU KALEV	61	36	18	7	11	65	71	12	1	5	46	28	6	6	6	39	43			
5	KURESSAARE	61	36	17	10	9	87	76	10	5	3	48	37	7	5	6	39	39			
6	VILJANDI TULEVIK	55	36	16	7	13	58	55	9	3	6	33	22	7	4	7	25	33			
7	TAMMEKA TARTU II	44	36	12	8	16	63	70	6	6	6	33	25	6	2	10	30	45			
8	NOMME KALJU	41	36	12	5	19	90	103	6	2	10	43	47	6	3	9	47	56			
9	LAANEMAA JK HAAPSA	28	36	8	2	26	67	120	4	1	13	42	59	4	1	13	25	61			
10	PARNU	14	36	3	5	28	34	106	2	3	13	18	49	1	2	15	16	57			

Etiopia A

Pt	Pq	TOTALE										CASA					FUORI				
		V	P	S	Gf	Gs	V	P	S	Gf	Gs	V	P	S	Gf	Gs					
1	ETHIOPIA NIGD BANK	53	25	16	5	4	49	24	9	1	3	24	13	7	4	1	25	11			
2	DEFENCE FORCE	50	25	15	5	5	36	24	6	3	4	15	15	9	2	1	21	9			
3	BAHIR DAR KENEMA	44	25	12	8	5	29	19	6	5	3	14	11	6	3	2	15	8			
4	SAINT GEORGE	40	25	11	7	7	36	23	4	4	4	18	17	7	3	3	18	6			
5	FASIL KENEMA	40	25	10	10	5	33	23	4	5	5	16	17	6	5	0	17	6			
6	ETHIOPIAN COFFEE	38	24	10	8	6	35	26	5	7	2	22	15	5	1	4	13	11			
7	ADAMA CITY	38	24	9	11	4	30	25	5	5	1	16	12	4	6	3	14	13			
8	HADIYA HOSSANA	35	25	7	14	4	23	18	3	7	3										

Finlandia III Div. Girone C

	Pt	Pq	TOTALE				CASA				FUORI						
			V	P	S	Gf	Gs	V	P	S	Gf	Gs	V	P	S	Gf	Gs
1 OULUN	45	22	13	6	3	53	22	9	2	0	33	5	4	4	3	20	17
2 VAAJAKOSKI	45	22	13	6	3	43	17	6	4	1	18	6	7	2	2	25	11
3 ROPS	39	22	12	3	7	42	37	7	1	3	20	13	5	2	4	22	24
4 KUPS AKATEMIA	37	22	11	4	7	33	27	7	2	2	23	7	4	2	5	10	20
5 VIFK	34	22	10	4	8	36	31	6	3	2	21	13	4	1	6	15	18
6 OTP FC	33	22	10	3	9	37	33	5	2	4	21	18	5	1	5	16	15
7 GBK KOKKOLA	31	22	8	7	7	33	41	6	4	1	24	10	2	3	6	9	31
8 TP47 TORNIO	28	22	8	4	10	35	35	7	1	3	24	10	1	3	7	11	25
9 NARPES KRAFT	25	22	6	7	9	30	37	4	2	5	19	22	2	5	4	11	15
10 KUOPION ELO	19	22	5	4	13	24	39	4	2	5	14	12	1	2	8	10	27
11 HERCULES	19	22	5	4	13	23	48	4	3	4	17	19	1	1	9	6	29
12 JBK	12	22	2	6	14	26	48	1	3	7	20	26	1	3	7	6	22

Francia A

	Pt	Pq	TOTALE				CASA				FUORI						
			V	P	S	Gf	Gs	V	P	S	Gf	Gs	V	P	S	Gf	Gs
1 PSG	73	33	21	10	2	79	33	9	6	2	42	22	12	4	0	37	11
2 MONACO	64	33	19	7	7	64	42	9	3	4	26	14	10	4	3	38	28
3 LILLE	58	33	16	10	7	50	32	11	3	2	32	12	5	7	5	18	20
4 BREST	58	33	16	10	7	50	34	8	7	2	25	14	8	3	5	25	20
5 NIZZA	54	33	15	9	9	38	27	9	4	4	21	11	6	5	5	17	16
6 LENS	50	33	14	8	11	43	35	9	3	4	25	16	5	5	7	18	19
7 LIONE	50	33	15	5	13	47	54	6	4	6	23	28	9	1	7	24	26
8 MARSIGLIA	47	33	12	11	10	50	40	10	6	1	31	13	2	5	9	19	27
9 RENNES	46	33	12	10	11	52	44	7	4	6	34	26	5	6	5	18	18
10 REIMS	44	33	12	8	13	40	46	7	3	6	17	17	5	5	7	23	29
11 TOLOSA	43	33	11	10	12	42	43	3	7	6	21	22	8	3	6	21	21
12 MONTPELLIER	40	33	10	11	12	41	46	3	9	5	20	23	7	2	7	21	23
13 STRASBURGO	39	33	10	9	14	37	48	7	3	7	22	23	3	6	7	15	25
14 NANTES	33	33	9	6	18	30	51	3	3	11	17	30	6	3	7	13	21
15 LE HAVRE	32	33	7	11	15	33	43	6	2	8	17	17	1	9	7	16	26
16 METZ	29	33	8	5	20	35	56	3	3	10	17	25	5	2	10	18	31
17 LORIENT	26	33	6	8	19	38	66	3	4	9	21	30	3	4	10	17	36
18 CLERMONT	25	33	5	10	18	26	55	3	5	9	14	27	2	5	9	12	28

Francia A Femm

	Pt	Pq	TOTALE				CASA				FUORI						
			V	P	S	Gf	Gs	V	P	S	Gf	Gs	V	P	S	Gf	Gs
1 OLYMPIQUE LIONE	61	22	20	1	1	82	13	10	1	0	39	4	10	0	1	43	9
2 PSG	50	22	15	5	2	63	17	9	1	1	38	5	6	4	1	25	12
3 PARIS FC	42	22	13	3	6	56	27	6	1	4	19	17	7	2	2	37	10
4 REIMS	35	22	10	5	7	33	27	7	2	2	16	11	3	3	4	17	16
5 FC FLEURY	33	22	10	3	9	37	33	7	2	2	21	14	3	1	7	16	19
6 MONTPELLIER	32	22	9	5	8	33	36	6	1	4	20	16	3	4	4	13	20
7 ST.ETIENNE	29	22	9	2	11	31	52	5	2	4	15	21	4	0	7	16	31
8 DIJON	23	22	6	5	11	26	47	4	2	5	15	27	2	3	6	11	20
9 LE HAVRE	22	22	5	8	9	33	49	2	5	4	18	25	3	3	5	15	24
10 GUINGAMP	16	22	4	4	14	26	49	3	3	5	19	26	1	1	9	7	23
11 BORDEAUX	13	22	3	4	15	17	49	2	3	6	11	24	1	1	9	6	25
12 LILLE	13	22	2	7	13	27	65	1	3	7	11	32	1	4	6	16	33

Francia B

	Pt	Pq	TOTALE				CASA				FUORI						
			V	P	S	Gf	Gs	V	P	S	Gf	Gs	V	P	S	Gf	Gs
1 AUXERRE	74	38	21	11	6	72	36	12	5	2	39	14	9	6	4	33	22
2 ANGERS	68	38	20	8	10	56	42	13	4	2	31	15	7	4	8	25	27
3 ST.ETIENNE	65	38	19	8	11	48	31	10	4	5	24	14	9	4	6	24	17
4 RODEZ	60	38	16	12	10	62	51	10	6	3	35	22	6	6	7	27	29
5 PARIS FC	59	38	16	11	11	49	42	10	4	5	29	19	6	7	6	20	23
6 CAEN	58	38	17	7	14	51	45	11	3	5	25	12	6	4	9	26	33
7 STADE LAVALLOIS	55	38	15	10	13	40	45	6	5	8	19	27	9	5	5	21	18
8 AMIENS	53	38	12	17	9	36	36	5	10	4	17	16	7	7	5	19	20
9 GUINGAMP	51	38	13	12	13	44	40	5	7	7	24	21	8	5	6	20	19
10 PAU	51	38	13	12	13	60	57	7	6	6	32	27	6	6	7	28	30
11 GRENOBLE FOOT	51	38	13	12	13	43	44	7	7	5	23	21	6	5	8	20	23
12 BORDEAUX	50	38	14	9	15	50	52	10	5	4	31	19	4	4	11	19	23
13 BASTIA	50	38	14	9	15	44	48	8	5	6	22	23	6	4	9	22	25
14 FC ANNECY	46	38	12	10	16	49	50	5	6	8	22	27	7	4	8	27	33
15 AJACCIO	46	38	12	10	16	35	46	10	6	3	26	14	2	4	13	9	32
16 DUNKERQUE	46	38	12	10	16	36	52	4	4	11	15	30	8	6	5	21	22
17 ESTAC TROYES	41	37	9	14	14	42	49	7	4	7	28	25	2	10	7	14	24
18 QUEVILLY-ROUEN	38	38	7	17	14	51	55	4	7	8	24	27	3	10	6	27	28
19 CONCARNEAU	38	38	10	8	20	39	57	5	5	9	23	31	5	3	11	16	26
20 VALENCIENNES	26	37	5	11	21	25	54	4	6	9	15	24	1	5	12	10	30

Francia III Div.

	Pt	Pq	TOTALE				CASA				FUORI						
			V	P	S	Gf	Gs	V	P	S	Gf	Gs	V	P	S	Gf	Gs
1 RED STAR	62	33	18	8	7	51	32	12	2	2	30	12	6	6	5	21	20
2 MARTIGUES	56	33	16	8	9	43	29	11	3	2	29	12	5	5	7	14	17
3 CHAMOIS NIORTAIS	55	33	16	7	10	55	41	11	4	2	31	17	5	3	8	24	24
4 DIJON	51	33	14	9	10	45	41	10	5	2	30	15	4	4	8	15	26
5 NANCY	50	33	14	9	10	50	44	8	6	3	30	24	6	3	7	20	20
6 ROUEN	49	33	15	9	9	41	32	9	4	3	23	13	6	5	6	18	29
7 LE MANS	49	33	13	10	10	47	43	4	6	6	18	20	9	4	4	29	23
8 SOCHAUX	47	33	12	11	10	50	43	7	5	4	27	20	5	6	6	23	23
9 VERSAILLES 78	46	33	12	10	11	40	32	4	9	4	25	18	8	1	7	15	14
10 NIMES	44	33	11	11	11	36	42	7	6	4	22	18	4	5	7	14	24
11 ORLEANS	43	33	11	10	12	35	36	8	4	5	23	17	3	6	7	12	19
12 CHATEAUROUX	42	33	10	12	11	40	42	7	1	8	19	21	3	11	3	21	21
13 FC VILLEFRANCHE-BEAUNE	40	33	9	13	13	34	42	6	4	6	20	22	3	7	7	14	20
14 AVRANCHES	38	33	11	5	17	36	56	7	3	6	18	19	4	2	11	18	37
15 FC GOAL	37	33	10	7	16	42	46	7	3	6	26	19	3	4	10	16	27
16 MARGNANE	37	33	9	10	14	36	48	7	6	4	24	18	2	4	10	12	30
17 EPINAL	33	33	9	6	18	37	47	4	5	8	19	22	5	1	10	18	25
18 OLYMPIQUE CHOLETAIN	29	33	8	5	20	32	54	5	3	9	11	18	3	2	11	21	36

Francia U19 Girone A

	Pt	Pq	TOTALE				CASA				FUORI						
			V	P	S	Gf	Gs	V	P	S	Gf	Gs	V	P	S	Gf	Gs
1 PSG	57	26	18	3	5	82	28	10	2	1	55	18	8	1	4	27	10
2 LILLE	55	26	16	7	3	57	30	8	4	1	27	13	8	3	2	30	17
3 AMIENS	47	26	14	5	7	49	25	9	2	2	29	9	5	3	5	20	16
4 RC LENS	45	26	13	6	7	59	29	6	2	5	25	18	7	4	2	34	11
5 DUNKERQUE	43	26	13	4	9	45	48	6	2	5							

Galles B Girone A

	TOTALE													CASA				FUORI			
	Pt	Pg	V	P	S	Gf	Gs	V	P	S	Gf	Gs	V	P	S	Gf	Gs				
1 HOLYWELL TOWN	81	30	26	3	1	79	17	14	0	1	38	9	12	3	0	41	8				
2 FLINT TOWN	78	30	25	3	2	94	30	13	2	0	52	16	12	1	2	42	14				
3 AIRBUS UK BROU.	74	30	23	5	2	84	28	11	4	0	41	14	12	1	2	43	14				
4 MOLD ALEXANDRA	55	30	18	1	11	66	50	10	0	5	31	21	8	1	6	35	29				
5 BANGOR 1876 FC	53	30	17	2	11	62	55	8	1	6	28	25	9	1	5	34	30				
6 DENBIGH TOWN	49	30	15	4	11	71	60	10	2	3	48	33	5	2	8	23	27				
7 RUTHIN TOWN	42	30	12	6	12	58	52	6	4	5	37	23	6	2	7	21	29				
8 GUILDFIELD	40	30	11	7	12	48	46	5	2	8	25	23	6	5	4	23	23				
9 CAERSWS	39	30	10	9	11	60	53	6	4	5	35	24	4	5	6	25	29				
10 GRESFORD	37	30	10	7	13	47	54	4	2	9	27	36	6	5	4	20	18				
11 BUCKLEY TOWN	36	30	10	6	14	54	60	4	3	8	25	29	6	3	6	29	31				
12 LLANDUDNO	31	30	10	1	19	59	80	5	1	9	30	42	5	0	10	29	38				
13 PRESTATYN TOWN	23	30	7	5	18	39	74	5	3	7	19	31	2	2	11	20	43				
14 PORTHMADOG	22	30	6	4	20	35	66	3	1	11	17	31	3	3	9	18	35				
15 CHIRK AAA	13	30	3	4	23	32	82	2	4	9	13	30	1	0	14	19	52				
16 LLANIDLOES TOWN	9	30	2	3	25	25	106	1	2	12	13	47	1	1	13	12	59				

Germania A Fem.

	TOTALE													CASA				FUORI			
	Pt	Pg	V	P	S	Gf	Gs	V	P	S	Gf	Gs	V	P	S	Gf	Gs				
1 BAYERN MONACO	57	21	18	3	0	56	7	10	1	0	28	1	8	2	0	28	6				
2 WOLFSBURG	50	21	16	2	3	61	19	8	1	1	25	7	8	1	2	36	12				
3 FRANCOFORTE	41	21	13	2	6	41	25	8	1	2	28	14	5	1	4	13	11				
4 SGS ESSENS	35	21	10	5	6	33	20	5	3	3	21	14	5	2	3	12	6				
5 1899 HOFFENHEIM	34	21	10	4	7	42	31	4	3	3	22	15	6	1	4	20	16				
6 LEVERKUSEN	31	21	8	7	6	32	22	5	3	2	21	7	3	4	4	11	15				
7 LIPSIA	26	21	7	5	9	25	39	6	1	4	14	16	1	4	5	11	23				
8 BREMA	25	21	7	4	10	31	29	4	2	5	15	16	3	2	5	16	13				
9 SC FRIBURGO	21	21	5	6	10	24	43	1	4	5	11	22	4	2	5	13	21				
10 COLONIA	18	21	5	3	13	25	42	4	0	6	15	20	1	3	7	10	22				
11 NORIMBERGA	12	21	3	3	15	14	60	0	2	8	5	30	3	1	7	9	30				
12 DUISBURG	4	21	0	4	17	15	62	0	3	8	8	24	0	1	9	7	38				

Galles B Girone B

	TOTALE													CASA				FUORI			
	Pt	Pg	V	P	S	Gf	Gs	V	P	S	Gf	Gs	V	P	S	Gf	Gs				
1 BRITON FERRY	71	30	23	2	5	87	39	14	0	1	47	15	9	2	4	40	24				
2 LLANELLI TOWN	64	30	20	4	6	80	40	12	0	3	49	21	8	4	3	31	19				
3 AMMANFORD	57	30	17	6	7	60	42	7	4	4	27	24	10	2	3	33	18				
4 CAMBRIAN & CLYDACH	50	30	14	8	8	60	37	4	7	4	25	18	10	1	4	35	19				
5 CAERAU ELY	49	30	15	4	11	72	60	10	1	4	39	21	5	3	7	33	39				
6 CARMARTHEN T.	47	30	12	11	7	50	39	6	6	3	27	16	6	5	4	23	23				
7 AFAN LIDO	46	30	14	4	12	68	56	9	1	5	41	27	5	3	7	27	29				
8 GOYTRE UNITED	43	30	12	7	11	58	59	7	2	6	33	32	5	5	5	25	27				
9 CWMBRAN CELTIC	42	30	12	6	12	69	64	8	3	4	37	24	4	3	8	32	40				
10 BAGLAN DRAGONS	41	30	11	8	11	46	41	5	4	6	21	20	6	4	5	25	21				
11 TREFELIN	38	30	10	8	12	47	63	4	6	5	25	29	6	2	7	22	34				
12 LLANTWIT MAJOR	35	30	9	8	13	44	54	5	4	6	23	26	4	4	7	21	28				
13 TAFFS WELL	32	30	8	8	14	44	49	4	3	8	24	29	4	5	6	20	20				
14 PONTARDAWE TOWN	32	30	8	8	14	52	70	2	4	9	25	40	6	4	5	27	30				
15 ABERTILLERY BLUEBIRDS	30	30	6	6	21	34	94	2	4	9	16	43	1	2	12	18	51				
16 ABERGAVENNY TOWN	8	30	2	2	26	20	84	2	1	12	14	33	0	1	14	6	51				

Germania B

	TOTALE													CASA				FUORI			
	Pt	Pg	V	P	S	Gf	Gs	V	P	S	Gf	Gs	V	P	S	Gf	Gs				
1 ST. PAULI	66	33	19	9	5	60	35	11	5	1	35	15	8	4	4	25	20				
2 KIEL	65	33	20	5	8	63	38	9	2	6	33	26	11	3	2	30	12				
3 F. DUSSELDORF	60	33	17	9	7	69	38	9	3	4	29	19	8	6	3	40	19				
4 AMBURGO	55	33	16	7	10	60	43	11	0	5	32	18	5	7	5	28	25				
5 KARLSRUHER	52	33	14	10	9	65	48	9	5	3	40	23	5	5	6	25	25				
6 HANNOVER	52	33	13	13	7	58	42	8	6	2	34	18	5	7	5	24	24				
7 PADERBORN 07	49	33	14	7	12	52	53	7	4	6	26	25	7	3	6	26	28				
8 HERTHA	48	33	13	9	11	68	57	8	6	3	43	22	5	3	8	25	35				
9 GREUTHER FURTH	47	33	13	8	12	48	49	9	4	3	31	20	4	4	9	17	29				
10 SCHALKE 04	43	33	12	7	14	53	58	9	4	4	31	21	3	3	10	22	37				
11 ELVERSBERG	43	33	12	7	14	49	60	6	4	6	23	25	6	3	8	26	35				
12 NORIMBERGA	40	33	11	7	15	42	60	6	4	7	21	27	5	3	8	21	33				
13 MAGDEBURG	38	33	9	11	13	44	51	6	6	5	27	23	3	5	8	17	28				
14 EINTR. BRAUNSCHWEIG	33	33	11	5	17	37	48	7	4	6	21	21	4	1	11	16	27				
15 K'LAUTERN	36	33	10	6	17	54	64	7	2	7	31	31	3	4	10	23	33				
16 WEHEN	32	33	8	8	17	35	48	4	5	7	17	23	4	3	10	18	25				
17 HANSA ROSTOCK	31	33	9	4	20	29	55	6	2	8	19	25	3	2	12	10	30				
18 OSNABRUCK	25	33	5	10	18	29	68	3	5	8	13	27	2	5	10	16	41				

Georgia A

	TOTALE													CASA				FUORI			
	Pt	Pg	V	P	S	Gf	Gs	V	P	S	Gf	Gs	V	P	S	Gf	Gs				
1 DINAMO BATOUMI	74	36	21	11	4	83	41	11	6	1	41	18	10	5	3	42	23				
2 DINAMO TBILISI	71	36	21	8	7	93	49	11	3	4	48	22	10	5	3	45	27				
3 TORPEDO KUTAISI	60	36	16	12	8	55	37	9	4	5	35	20	7	8	3	20	17				
4 DILA GORI	60	36	17	9	10	56	39	10	2	6	34	20	7	4	4	22	19				
5 SAMGURALI TSKALTUBO	57	36	16	9	11	53	51	10	5	3	27	17	6	4	8	26	34				
6 SABURTALO	51	36	14	9	13	58	49	8	6	4	34	18	6	3	9	24	31				
7 GAGRA	38	36	10	8	18	47	65	5	5	8	24	32	5	3	10	23	33				
8 TELAVI	37	36	10	7	19	34	62	5	6	7	19	23	5	1	12	15	39				
9 SAMTREDIA	33	36	9	6	21	50	62	4	2	12	23	35	5	4	9	27	27				
10 SHUKURA KOBULETI	11	36	4	5	27	38	112	1	3	14	20	57	3	2	13	18	55				

Germania B Femm.

	TOTALE													CASA				FUORI			
	Pt	Pg	V	P	S	Gf	Gs	V	P	S	Gf	Gs	V	P	S	Gf	Gs				
1 TURBINE POTSDAM	49	24	15	4	5	33	16	8	2	2	16	7	7	2	3	17	9				
2 CARL ZEISS JENA	48	24	14	6	4	52	28	7	4	1	23	11	7	2	3	29	17				
3 MEPPEN	47	24	14	5	5	39	13	8	2	2	22	2	6	3	3	17	11				
4 ANDERNACH	46	24	13	7	4	39	24	6	4	2	20	16	7	3	2	19	8				
5 AMBURGO SV	44	24	13	5	6	50	32	6	4	2	26	15	7	1	4	24	17				
6 SAND	40	24	11	7	6	40	27	7	2	3	21	14	4	5	3	19	13				
7 GUTERSLOH	39	24	11	6	7	42	34	6	1	5	24	20	5	5	2	18	14				
8 FRANKFURT II	34	24	10	4	10	32	31	5	2	5	16	17	5	2	5	16	14				
9 MONCHENGLADBACH	28	24	7	7	10	26	33	5	3	4	14	14	2	4	6	12	19				
10 INGOLSTADT 04	26	24	7	5	12	40	40	4	2	6	11	19	3	3	6	13	21				
11 BAYERN MONACO II	20	24	5	5	14	28	39	2	4	6	14	19	3	1	8	14	20				
12 WEINBERG	20	24	5	5	14	27	53	4	1	7	15	29	1	4	7	12	24				
13 WOLFSBURG II	15	24	4	3	17	18	54	2	3												

Germania IV Div. Girone A

	TOTALE												CASA												FUORI											
	Pt	Pg	V	P	S	Gf	Gs	V	P	S	Gf	Gs	V	P	S	Gf	Gs																			
1 HANNOVER II	73	33	23	4	6	88	40	15	2	0	52	13	8	2	6	36	27																			
2 MEPPEN	71	34	22	5	7	74	39	15	0	2	45	17	7	5	5	29	22																			
3 PHONIX LUBECK	65	34	20	5	9	84	40	11	0	6	50	27	9	5	3	34	13																			
4 DROCHTERSEN	61	34	17	10	7	56	42	9	5	3	32	20	8	5	4	24	22																			
5 OLDENBURG	57	34	16	9	9	63	44	10	3	4	40	18	6	5	5	23	26																			
6 HOLSTEIN KIEL II	56	34	16	8	10	63	53	7	5	5	35	29	9	3	5	28	24																			
7 AMBURGO SV II	51	34	14	9	11	55	53	8	5	4	32	26	6	4	7	23	27																			
8 HAVELSE	49	34	14	7	13	57	54	7	4	6	28	24	7	3	7	29	30																			
9 TEUTONIA	48	34	13	9	12	60	49	9	3	5	35	23	4	6	7	25	26																			
10 BLAU-WEISS LOHNE	46	34	12	10	12	51	49	6	6	5	24	20	6	4	7	27	29																			
BREMER	46	34	11	13	10	54	61	7	7	3	28	21	4	6	7	26	40																			
12 ST. PAULI II	43	33	11	10	12	61	44	3	6	7	21	19	8	4	5	40	25																			
EINTRACHT NORDERSTADT	40	34	13	4	17	57	64	6	4	7	26	24	7	0	10	31	40																			
14 JEDDELROH	39	34	9	12	13	41	64	5	4	8	18	28	4	8	5	23	36																			
15 WEICHE FLENSBURG	38	34	9	11	14	44	59	3	6	8	21	39	6	5	6	23	20																			
16 EIMSBUITELER	22	34	5	7	22	35	74	3	6	8	22	35	2	1	14	13	39																			
17 KILIA KIEL	20	34	3	11	20	39	86	2	6	9	19	36	1	5	11	20	50																			
18 SPELLE-VENHAUS	12	34	2	6	26	30	97	2	3	12	17	48	0	3	14	13	49																			

Germania IV Div. Girone E

	TOTALE												CASA												FUORI											
	Pt	Pg	V	P	S	Gf	Gs	V	P	S	Gf	Gs	V	P	S	Gf	Gs																			
1 KICKERS WURZBURG	82	34	25	7	2	79	20	12	5	0	45	9	13	2	2	34	11																			
2 VILZING	69	34	22	3	9	75	42	11	1	5	39	22	11	2	4	36	20																			
3 NORIMBERGA II	61	34	19	4	11	77	50	11	2	4	39	19	8	2	7	38	31																			
4 ABUSTADT	58	34	16	10	8	52	36	10	4	3	32	12	6	6	5	20	24																			
5 ILLERTISSEN	56	34	17	5	12	60	49	10	4	3	35	21	7	2	8	25	28																			
6 BAYERN MONACO II	54	34	14	12	8	60	46	8	7	2	36	22	6	5	6	24	24																			
7 AUGSBURG II	50	34	13	11	10	56	44	10	3	4	39	19	3	8	6	17	25																			
8 GREUTHER FURTH II	49	34	15	4	15	52	52	8	1	8	28	23	7	3	7	24	29																			
9 WAC. BURGHAUSEN	48	34	14	6	14	51	47	8	4	5	29	23	6	2	9	22	24																			
10 SCHWEINFURT	45	34	13	6	15	48	57	9	4	4	29	21	4	2	11	19	36																			
TURKGUCU MUNICH	45	34	14	5	15	45	56	7	3	7	24	22	7	2	8	21	34																			
12 BAYREUTH	42	34	10	12	12	40	44	7	5	5	23	16	3	7	7	17	28																			
13 ANSBACH	39	34	11	6	17	48	61	8	3	6	33	18	3	3	11	15	43																			
14 SCHAFFENBURG	36	34	9	9	16	34	49	6	5	6	19	21	3	4	10	15	28																			
15 EINTRACHT BAMBERG	31	34	8	7	19	33	69	5	3	9	19	35	3	4	10	14	34																			
16 BUCHBACH	30	34	8	6	20	36	60	6	4	7	23	22	2	2	13	13	38																			
17 SCHALDING-HEINING	30	34	8	6	20	37	63	6	3	8	23	27	2	3	12	14	36																			
18 MEMMINGEN	29	34	8	5	21	38	76	4	2	11	14	40	4	3	10	24	36																			

Germania IV Div. Girone B

	TOTALE												CASA												FUORI											
	Pt	Pg	V	P	S	Gf	Gs	V	P	S	Gf	Gs	V	P	S	Gf	Gs																			
1 ALEMANNIA AACHEN	72	33	22	6	5	63	34	11	3	2	30	13	11	3	3	33	21																			
2 BOCHOLT	62	33	18	8	7	46	28	11	4	2	27	10	7	4	5	19	18																			
3 WUPPERTALER	61	33	19	4	10	67	43	12	1	3	38	18	7	3	7	29	25																			
4 FORTUNA COLOGNE	56	33	16	8	9	59	37	11	2	4	32	16	5	6	5	27	21																			
5 SCHALKE 04 II	54	34	15	9	10	67	47	9	2	6	32	21	6	7	4	35	26																			
6 OBERHAUSEN	50	33	12	14	7	55	35	4	10	3	26	20	8	4	4	29	15																			
7 1. FC DUREN	49	33	13	10	10	59	46	7	6	4	39	25	6	4	6	20	21																			
8 COLONIA II	49	33	14	7	12	52	46	6	4	6	21	23	8	3	6	31	23																			
9 WIEDENBRUCK	47	33	13	8	12	44	47	6	3	7	19	24	7	5	5	25	23																			
10 FORTUNA DUSSELDORF	48	33	13	6	14	49	46	6	5	6	23	23	7	1	8	26	23																			
RODINGHAUSEN	45	32	13	6	13	40	41	9	2	5	26	21	4	4	8	14	20																			
12 MONCHENGLADB. II	41	33	11	8	14	54	58	6	2	8	23	29	5	6	6	31	29																			
13 PADERBORN 07 II	38	33	9	11	13	50	50	6	6	4	33	23	3	5	9	17	27																			
GUTERSLOH	38	33	10	8	15	38	60	6	4	7	22	30	4	4	8	16	30																			
15 LIPPSTADT	32	33	8	8	17	39	62	5	5	7	23	28	3	3	10	16	34																			
VELBERT	32	33	8	8	17	38	69	6	4	7	18	31	2	4	10	20	38																			
17 WEGBERG BEECK	26	33	8	2	23	42	75	7	2	7	28	29	1	0	16	14	46																			
18 RW AHLEN	25	33	6	7	20	36	74	4	4	8	20	34	2	3	12	16	40																			

Germania U19 Girone B

	TOTALE												CASA												FUORI											
	Pt	Pg	V	P	S	Gf	Gs	V	P	S	Gf	Gs	V	P	S	Gf	Gs																			
1 DORTMUND	70	26	23	1	2	77	19	13	0	0	47	6	10	1	2	30	13																			
2 MONCHENGLADBACH	53	26	17	2	7	71	29	9	1	3	34	10	8	1	4	37	19																			
3 LEVERKUSEN	48	26	15	3	8	55	29	8	2	3	32	14	7	1	5	23	15																			
4 SCHALKE 04	47	26	14	5	7	45	30	8	2	3	27	13	6	3	4	18	17																			
5 PADERBORN 07	44	26	13	5	8	54	39	7	3	3	27	17	6	2	5	27	22																			
6 VIKTORIA COLONIA	38	26	11	5	10	46	42	5	2	6	26	25	6	3	4	20	17																			
7 AACHEN	37	26	12	1	13	37	59	6	1	6	17	23	6	0	7	20	36																			
8 COLONIA	34	26	10	4	12	39	40	4	4	5	16	20	6	0	7	23	20																			
9 DUISBURG	33	26	9	6	11	45	43	4	3	6	23	23	5	3	5	22	20																			
10 F. DUSSELDORF	30	26	8	6	12	46	48	4	4	5	24	22	4	2	7	22	26																			
11 BOCHUM	29	26	9	2	15	45	56	5	0	8	20	27	4	2	7	25	29																			
12 BIELEFELD	28	26	8	4	14	27	49	3	2	8	10	27	5	2	6	17	22																			
13 WUPPERTALER	19	26	5	4	17	26	76	4	1	8	14	38	1	3	9	12	38																			
14 SC VERL	10	26	2	4	20	23	77	1	1	11	13	41	1	3	9	10	36																			

Germania IV Div. Girone C

	TOTALE												CASA												FUORI											
	Pt	Pg	V	P	S	Gf	Gs	V	P	S	Gf	Gs	V	P	S	Gf	Gs																			
1 STOCCARDA KICKERS	63	33	18	9	6	61	32	10	6	1	37	13	8	3	5	24	19																			
2 STOCCARDA II	62	33	18	8	7	76	50	10	1	5	41	27	8	7	2	35	23																			
3 1899 HOFFENHEIM II	59	33	18	5	10	64	27	11	3	3	40	10	7	2	7	24	17																			
4 E. FRANCOFORTE II	56	33	16	8	9	61	46	10	5	2	41	17	6	3	7	20	29																			
FREIBERG	56	33	16	8	9	52	37	8	5	3	27	17	8	3	6	25	20																			
6 HOMBURG-SAAR	55	33	16	7	10	65	46	7	3	6	25	20	9	4	4	40	26																			
7 FULDA-LEHNERZ	51	33	15	6	12	50	40	10	5	2	31	12	5	1	10	19	28																			
8 HESSEN KASSEL	47	33	13	8	12	46	46	10	3	4	25	21	3	5	8	21	25																			
MAINZ II	47	33	14	5	14	53	59	8	3	6	29	21	6	2	8	24	38																			
10 OFFENBACH	46	33	13	7	13	58	46	8	3	5	39	21	5	4	8	19	25																			
11 FRANCOFORTE	45	33	12	9	12	43	46	6	3	7	25	24	6	6	5	18	22																			
12 BAHLINGER	43	33	11	10	12	41	49	7	7	2	26	19	4	3	10	15	30																			
13 STEINBACH	41	33	12	5	16	52	62	5	3	9	25	32	7	2	7	27	30																			
ASTORIA WALLDORF	41	33	11	8	14	40	53	7	4	5	20	17	4	4	9	20	36																			
15 AALEN	34	33	8	10	15	37	55	5	5	7	20	30	3	5	8	17	25																			
16 SCHOTT MAINZ	30	33	7	9	17	49	76	5	3	9	31	36	2	6	8	18	40																			
17 BALINGEN	28	33	6	10	17	51	81	4	4	8	28	35	2	6	9	23	46																			
18 KOBLENZ	18	33	4	6	23	29	77	3	3	10	15	31	1	3	13	14																				

Germania V Div. Girone C

	TOTALE													CASA				FUORI			
	Pt	Pg	V	P	S	Gf	Gs	V	P	S	Gf	Gs	V	P	S	Gf	Gs				
1 S. LOTTE	70	32	22	4	6	87	31	13	0	3	53	20	9	4	3	34	11				
2 TURKSPOR DORTMUND	68	32	21	5	6	75	39	12	1	3	41	19	9	4	3	34	20				
3 09 DORTMUND	64	32	20	4	8	55	33	9	3	4	25	17	11	1	4	30	16				
4 SPVGG	61	32	18	7	7	72	47	8	3	5	34	24	10	4	2	38	23				
5 GIEVENSBECK	58	33	17	7	9	59	33	9	5	3	33	13	8	2	6	26	20				
6 MUNSTER II	54	32	14	12	6	63	37	7	6	3	37	17	7	6	3	26	20				
7 SPVGG VREDEN 1921	50	32	15	5	12	53	44	9	4	3	26	13	6	1	9	27	31				
8 SIEGEN	49	32	13	10	9	62	44	7	5	4	30	16	6	5	5	32	28				
9 SCHERMBECK	48	32	15	3	14	59	64	6	2	8	25	29	9	1	6	34	35				
10 FINNENTROP/BAMENOH	41	32	11	8	13	65	78	8	3	5	42	35	3	5	8	23	43				
11 W. RHYNERN	38	32	10	8	14	43	54	5	4	7	21	26	5	4	7	22	28				
12 ENNEPETAL	37	32	10	7	15	47	65	4	3	9	25	39	6	4	6	22	26				
13 WATTENSCHIED	34	32	10	4	18	43	62	6	1	9	18	25	4	3	9	25	37				
14 TSV VICTORIA CLARHOL	30	32	8	6	18	39	59	5	3	8	21	29	3	3	10	18	30				
15 EINTRACHT RHEINE	29	32	7	8	17	43	71	5	4	7	23	27	2	4	10	20	44				
16 TUS BOVINGHAUSEN	29	32	9	2	21	38	87	7	1	8	23	36	2	1	13	15	51				
17 BRUNNINGHAUSEN	26	33	5	11	17	39	66	2	6	8	26	34	3	5	9	13	32				
18 SPROCKHOVEL	22	32	5	7	20	41	69	1	5	10	23	38	4	2	10	18	31				

Germania V Div. Girone G

	TOTALE													CASA				FUORI			
	Pt	Pg	V	P	S	Gf	Gs	V	P	S	Gf	Gs	V	P	S	Gf	Gs				
1 BREMA II	90	30	30	0	0	213	17	15	0	0	117	6	15	0	0	96	11				
2 SV HEMELINGEN	68	30	22	2	6	114	62	9	2	4	45	36	13	0	2	69	26				
3 OSC BREMERHAVEN	61	30	19	4	7	77	49	12	1	2	47	23	7	3	5	30	26				
4 AUMUND-VEGESACK	47	30	15	2	13	91	86	9	1	5	49	41	6	1	8	42	45				
5 OBERNEULAND	47	30	14	5	11	74	76	6	1	8	30	39	8	4	3	44	37				
6 ESC GEESTEMUNDE	44	30	14	2	14	80	76	11	0	4	51	33	3	2	10	29	43				
7 BLUMENTHALER	42	30	13	3	14	71	79	8	2	5	42	40	5	1	9	29	39				
8 UNION 60 BREMEN	42	30	12	6	12	60	72	6	4	5	33	37	6	2	7	27	35				
9 BTS NEUSTADT	39	30	12	3	15	65	80	8	1	6	39	28	4	2	9	26	52				
10 VAHR BLOCKDIEK	33	30	9	6	15	41	67	6	4	5	24	29	3	2	10	17	38				
11 TURA BREMEN	33	30	10	3	17	57	93	4	1	10	30	50	6	2	7	27	43				
12 VATAN	33	30	10	3	17	56	98	5	2	8	28	46	5	1	9	28	52				
13 WOLTMERSHAUSEN	32	30	10	2	18	61	91	3	0	12	25	53	7	2	6	36	38				
14 BRINKUMER	32	30	9	5	16	43	84	6	1	8	24	32	3	4	8	19	52				
15 LEHER	29	30	6	11	13	53	77	3	8	4	29	30	3	3	9	24	47				
16 TUS KOMET ARSTEN	19	30	6	1	23	42	91	3	1	11	21	41	3	0	12	21	50				

Germania V Div. Girone D

	TOTALE													CASA				FUORI			
	Pt	Pg	V	P	S	Gf	Gs	V	P	S	Gf	Gs	V	P	S	Gf	Gs				
1 PLAUEN	66	27	21	3	3	58	14	13	0	1	37	5	8	3	2	21	9				
2 BISCHOFSWERDAER	61	27	18	7	2	63	30	11	2	1	35	12	7	5	1	28	18				
3 HALBERSTADT	53	27	16	5	6	62	38	10	3	1	41	19	6	2	5	21	19				
4 AUERBACH	51	27	16	3	8	58	33	6	2	5	27	18	10	1	3	31	15				
5 MAGDEBURG II	49	27	15	4	8	63	40	7	3	3	32	18	8	1	5	31	22				
6 KRIESCHOW	40	27	12	4	11	50	45	8	1	4	27	18	4	3	7	23	27				
7 SANDERSDORF	39	27	12	3	12	45	37	7	1	5	21	14	5	2	7	24	23				
8 SC FREITAL	37	27	11	4	12	38	39	7	1	6	23	21	4	3	6	15	18				
9 EINHEIT WERNIGEROD	35	27	10	5	12	52	59	7	2	5	35	27	3	3	7	17	32				
10 LUDWIGSFELDER	31	27	8	7	12	35	43	4	2	3	19	14	4	0	9	16	29				
11 GRIMMA	29	27	8	5	13	33	56	5	2	7	16	23	3	3	7	17	33				
12 BUDISSA BAUTZEN	28	27	7	7	13	36	45	5	4	4	23	17	2	3	9	13	28				
13 HALLE	27	27	7	6	14	40	54	4	4	5	21	21	3	2	9	19	33				
14 E. RUDOLSTADT	25	27	7	4	16	34	52	4	2	7	15	22	3	2	9	19	30				
15 FSV MOTOR MARIENBERG	23	27	6	3	18	26	82	5	1	7	18	34	1	2	11	8	48				
16 SV 09 ARNSTADT	18	27	4	6	17	32	58	3	3	8	22	30	1	3	9	10	28				

Germania V Div. Girone H

	TOTALE													CASA				FUORI			
	Pt	Pg	V	P	S	Gf	Gs	V	P	S	Gf	Gs	V	P	S	Gf	Gs				
1 HOHKEPPEL	65	28	20	5	3	79	22	10	3	1	48	13	10	2	3	31	9				
2 BONNER	56	28	16	8	4	54	20	7	5	2	25	9	9	3	2	29	11				
3 VFL WICHTTAL	55	27	17	4	6	68	28	9	1	3	41	15	8	3	3	27	13				
4 SPVG FRECHEN 20	52	27	16	4	7	55	31	9	1	3	32	15	7	3	4	23	16				
5 BERGISCHE GLADBACH	49	27	15	4	8	44	33	8	2	3	23	16	7	2	5	21	17				
6 FORTUNA KOLN II	36	27	9	9	9	44	43	4	5	5	19	24	5	4	4	25	19				
7 SIEGBURGER SV	36	27	10	6	11	40	39	4	4	5	19	19	6	2	6	21	20				
8 KONIGSDORF	33	27	8	9	10	38	42	7	5	2	26	15	1	4	8	12	27				
9 HENNEF 05	32	27	10	2	15	39	55	4	1	9	16	31	6	1	6	23	24				
10 HURTH	32	27	8	8	11	30	47	4	4	6	16	26	4	4	5	14	21				
11 SPVG PORZ	31	27	10	1	16	38	60	7	1	6	21	20	3	0	10	17	40				
12 BORUSSIA FREIALDEN	30	27	6	12	9	40	42	2	5	6	13	24	4	7	3	27	18				
13 FV BONN-ENDEINICH 1903	28	27	6	5	17	32	55	4	3	7	19	26	2	2	13	19	29				
14 FC UNION SCHAFFHAUSEN	27	27	6	4	17	23	60	3	0	10	9	31	3	4	7	14	29				
15 FC GERMANIA TEVELEN	27	27	5	3	19	33	80	1	2	11	12	34	4	1	8	21	46				
16 GLESCHE-PAFFENDORF	0	0	0	0	0	0	0	0	0	0	0	0	0	0	0	0	0				

Germania V Div. Girone E

	TOTALE													CASA				FUORI			
	Pt	Pg	V	P	S	Gf	Gs	V	P	S	Gf	Gs	V	P	S	Gf	Gs				
1 ALTONAER 1893	82	34	25	7	2	91	29	13	2	2	47	15	12	5	0	44	14				
2 DASSENDORF 1948	77	34	24	5	5	96	36	10	4	3	46	18	14	1	2	50	18				
3 ETSV HAMBURG	63	34	18	9	7	74	43	9	5	3	40	22	9	4	4	34	21				
4 NIENDORFER 1919	62	34	18	8	8	86	51	10	2	5	40	28	8	6	3	46	23				
5 HEBC	59	34	16	11	7	75	52	8	7	2	45	26	8	4	5	30	26				
6 SASEL 1925	56	34	16	8	10	76	54	8	4	5	45	29	8	4	5	31	25				
7 PALOMA HAMBURG	50	34	14	8	12	58	56	9	2	6	33	27	5	6	6	25	29				
8 VICTORIA HAMBURG	49	34	14	7	13	79	67	10	4	3	49	27	4	3	10	30	40				
9 SUDERLBE 1949	48	34	13	9	12	85	61	7	6	4	49	24	6	3	8	36	37				
10 BUCHHOLZ	46	34	13	7	14	65	65	10	3	4	42	25	3	4	10	23	40				
11 HARKSHEIDE	46	34	12	10	12	61	63	7	5	5	32	23	5	5	7	29	40				
12 HALSTENBEK-RELLINGEN	34	34	11	9	14	70	70	7	4	6	41	24	4	5	8	29	46				
13 W. CONCORDIA	39	34	11	6	17	71	91	6	2	9	43	48	5	4	8	28	43				
14 FC ALSTERBRÜDER	34	34	10	4	20	70	91	5	3	9	35	41	5	1	11	35	50				
15 WILHELMSBURG	32	34	9	5	20	57	82	5	4	8	38	39	4	1	12	19	43				
16 RUGENBERGEN	30	34	9	3	22	46	84	6	1	10	24	34	3	2	12	22	50				
17 TORNESCH	24	34	6	6	22	43	106	5	2	10	22	45	1	4	12	21	61				
18 DUNEBERGER SV	17	34	5	2	27	39	141	4	2	11	23	53	1	0	16	16	88				

Germania V Div. Girone I

	TOTALE													CASA				FUORI			
	Pt	Pg	V	P	S	Gf	Gs	V	P	S	Gf	Gs	V	P	S	Gf	Gs				

Giappone III Div.

	TOTALE													CASA				FUORI			
	Pt	Pg	V	P	S	Gf	Gs	V	P	S	Gf	Gs	V	P	S	Gf	Gs				
1 EHIME	73	38	21	10	7	59	48	12	3	4	30	25	9	7	3	29	23				
2 KAGOSHIMA UTD	62	38	18	8	12	58	41	10	4	5	32	19	8	4	7	26	22				
3 KATALLER TOYAMA	62	38	19	5	14	59	48	10	4	5	30	23	9	1	9	29	25				
4 IMABARI	59	38	16	11	11	54	42	10	4	5	28	18	6	7	6	26	24				
5 NARA	57	38	15	12	11	45	32	5	6	8	16	20	10	6	3	29	12				
6 GAINARE T	56	38	14	14	10	57	52	5	8	6	29	29	9	6	4	28	23				
7 VANRAURE HACHNOHE	56	38	15	11	12	49	47	5	8	6	22	22	10	3	6	27	25				
8 GIFU	54	38	14	12	12	44	35	8	6	5	22	17	6	6	7	22	18				
9 MATSUMOTO YAMAGA	54	38	15	9	14	51	47	7	5	7	25	25	8	4	7	26	22				
10 GRULLA MORIOKA	54	38	15	9	14	48	49	6	6	7	19	26	9	3	7	29	23				
11 FC OSAKA	53	38	14	11	13	41	38	6	6	7	20	19	8	5	6	21	19				
12 YOKOHAMA	52	38	14	10	14	48	50	8	5	6	27	26	6	5	8	21	24				
13 A.C. NUMAZU	51	38	15	6	17	48	48	8	2	9	27	21	7	4	8	21	27				
14 NAGANO PARCEIRO	50	38	13	11	14	52	60	6	5	8	27	34	7	6	6	25	26				
15 FUKUSHIMA UTD	47	38	12	11	15	37	42	3	6	10	11	23	9	5	5	26	19				
16 KAMATAMARE S.	44	38	11	11	16	29	45	8	5	6	17	17	3	6	10	12	28				
17 RYUKYU	43	38	12	7	19	43	61	7	2	10	24	32	5	5	9	19	29				
18 SAGAMIHARA	41	38	9	14	15	44	48	6	7	6	21	20	3	7	9	23	28				
19 TEGEVAJARO MIYAZAKI	39	38	9	12	17	31	52	5	4	10	15	29	4	8	7	16	23				
20 GIRAV. KITAKYUSHU	31	38	7	10	21	33	45	3	6	10	20	23	4	4	11	13	22				

Grecia U19

	TOTALE													CASA				FUORI			
	Pt	Pg	V	P	S	Gf	Gs	V	P	S	Gf	Gs	V	P	S	Gf	Gs				
1 OLYMPIAKOS	58	24	18	4	2	61	18	11	1	1	35	8	7	3	1	26	10				
2 PAOK SALONICCO	55	24	17	4	3	59	21	9	1	1	30	7	8	3	2	29	14				
3 AEK ATENE	50	24	15	5	4	48	23	6	2	3	26	11	9	3	1	22	12				
4 ASTERAS TRIPOLIS	47	24	15	2	7	46	34	7	1	3	17	9	8	1	4	29	25				
5 PANATHINAIKOS	44	24	13	5	6	56	30	10	2	0	38	11	3	3	6	18	19				
6 OFI	38	23	12	2	9	38	32	9	0	3	24	11	3	2	6	14	21				
7 PANETOLIKOS	31	24	9	4	11	34	39	5	2	4	16	15	4	2	7	18	24				
8 VOLOS	30	24	8	6	10	40	47	5	4	3	28	22	3	2	7	12	25				
9 ARIS TH.	26	24	5	11	8	35	35	4	7	2	25	18	1	4	6	10	17				
10 PAS GIANNINA	23	24	6	5	13	33	58	4	3	6	20	32	2	2	7	13	26				
11 ATROMITOS	20	24	5	5	14	32	49	3	2	6	18	21	2	3	8	14	28				
12 PANSERRAIKOS	19	24	5	4	15	27	57	5	3	5	20	25	0	1	10	7	32				
13 AE KIFISIA	18	24	5	3	16	24	58	4	2	6	11	19	1	1	10	13	39				
14 LAMIA 1964	11	23	3	2	18	14	46	1	1	10	7	23	2	1	8	7	23				

Giordania

	TOTALE													CASA				FUORI			
	Pt	Pg	V	P	S	Gf	Gs	V	P	S	Gf	Gs	V	P	S	Gf	Gs				
1 AL HUSSEIN	56	20	18	2	0	43	4	10	0	0	23	2	8	2	0	20	2				
2 AL FAISALY	51	20	16	3	1	56	12	7	3	0	27	5	9	0	1	29	7				
3 AL WEHDAT	42	20	12	6	2	31	12	7	2	0	17	5	5	4	2	14	7				
4 RAMTHA	32	20	10	2	8	26	21	6	1	3	13	10	4	1	5	13	11				
5 AL SALT	25	20	8	1	11	23	25	5	0	5	13	12	3	1	6	10	13				
6 AL AQABA	25	20	6	7	7	19	35	3	3	4	13	22	3	4	3	6	13				
7 MAAN	20	20	5	5	10	18	29	4	4	3	13	13	1	1	7	5	16				
8 JORDAN YOUTH CLUB	19	20	6	1	13	15	30	3	1	6	7	11	3	0	7	8	19				
9 SAHAB	18	20	4	6	10	19	34	3	2	5	9	18	1	4	5	10	16				
10 MOGHAYER AL SARHAN	18	20	5	3	12	20	34	2	0	8	5	14	3	3	4	15	20				
11 AL-AHLY AMMAN	17	20	4	5	11	15	30	1	4	5	10	16	3	1	6	5	14				
12 AL-JALIL	12	20	1	9	10	10	29	0	5	5	4	13	1	4	5	6	16				

Guatemala

	TOTALE													CASA				FUORI			
	Pt	Pg	V	P	S	Gf	Gs	V	P	S	Gf	Gs	V	P	S	Gf	Gs				
1 DEPORTIVO ACHUAPA	30	16	9	3	4	27	23	6	1	1	15	8	3	2	3	12	15				
2 MUNICIPAL	28	16	8	4	4	27	17	4	1	3	13	9	4	3	1	14	8				
3 ANTIGUA	28	16	8	4	4	24	19	5	2	1	15	9	3	2	3	9	10				
4 COMUNICACIONES	26	16	7	5	4	27	20	5	3	0	17	7	2	2	4	10	13				
5 MALACATECO	24	16	7	3	6	24	24	5	2	1	15	7	2	1	5	9	17				
6 DEP. GUASTATOYA	23	16	7	2	7	21	16	4	2	2	13	7	3	0	5	8	9				
7 ZACAPA	22	16	7	1	8	22	20	5	0	3	15	8	2	1	5	7	12				
8 XELAJU	19	16	5	4	7	10	13	5	2	1	9	4	0	2	6	1	9				
9 DEPORTIVO MIXCO	19	16	5	4	7	15	20	5	1	2	9	5	0	3	5	6	15				
10 COBAN IMPERIAL	18	16	4	6	6	19	25	4	3	1	13	10	0	3	5	6	15				
11 HUEHUETECO XINA	16	16	3	7	6	18	25	2	4	2	12	12	1	3	4	6	13				
12 DEPORTIVO COATEPEQUE	16	16	2	5	9	12	24	2	3	3	8	6	0	2	6	4	18				

Grecia A

	TOTALE													CASA				FUORI			
	Pt	Pg	V	P	S	Gf	Gs	V	P	S	Gf	Gs	V	P	S	Gf	Gs				
1 PAOK SALONICCO	60	26	19	3	4	66	21	10	2	1	32	8	9	1	3	34	13				
2 AEK ATENE	59	26	17	8	1	60	25	10	3	0	32	9	7	5	1	28	16				
3 OLYMPIAKOS	57	26	18	3	5	68	24	10	0	3	36	13	8	3	2	22	11				
4 PANATHINAIKOS	56	26	17	5	4	58	21	9	3	1	33	8	2	3	29	13					
5 ARIS	42	26	12	6	7	39	29	8	3	2	24	14	4	3	6	15	15				
6 LAMIA	34	26	9	8	10	35	44	6	2	5	19	19	3	5	5	16	25				
7 ASTERAS TRIPOLIS	31	26	9	4	13	36	46	5	3	5	20	24	4	1	8	16	22				
8 ATROMITOS	28	26	6	10	10	29	44	4	6	3	16	18	2	4	7	13	26				
9 PANSERRAIKOS	27	26	6	9	11	28	45	4	6	3	16	17	2	3	8	12	28				
10 OFI CRETA	25	26	5	10	11	26	44	5	5	3	18	14	0	5	8	8	30				
11 AE KIFISIA	21	26	4	9	13	31	56	3	5	5	20	25	1	4	8	11	31				
12 PANETOLIKOS	20	26	4	8	14	26	46	4	3	6	15	22	0	5	8	11	24				
13 VOLOS NPS	19	26	4	7	15	24	52	3	3	7	17	26	1	4	8	7	26				
14 PAS GIANNINA	18	26	3	9	14	25	48	2	5	6	11	19	1	4	8	14	29				

Hong Kong

	TOTALE													CASA				FUORI			
	Pt	Pg	V	P	S	Gf	Gs	V	P	S	Gf	Gs	V	P	S	Gf	Gs				
1 LEE MAN	48	18	15	3	0	54	13	8	2	0	30	8	7	1	0	24	5				
2 KITCHEE	42	18	13	3	2	55	12	7	2	0	33	2	6	1	2	22	10				
3 TAI PO	42	18	13	3	2	36	9	8	1	1	24	4	5	2	1	12	5				
4 EASTERN	40	18	12	4	2	40	10	7	1	1	18	6	5	3	1	22	4				
5 SOUTHERN DISTRICT	31	18	9	4	5	36	16	4	3	2	14	8	5	1	3	22	8				
6 RANGERS	21	19	7	0	12	39	33	3	0	6	20	20	4	0	6	19	13				
7 GOLIK NORTH DISTRICT	18	18	5	3	10	26	40	2	1	5	13	18	3	2	5	13	22				
8 HONG KONG	17	17	5	2	10	16	41	3	0	6	8	22	2	2	4	8	19				
9 SHAM SHUI PO SA	11	18	3	2	13	17	46	1	1	7	7	20	2	1	6	10	26				
10 HK U23 FOOTBALL	6	18	1	3	14	9	67	1	1	7	6	34	0	2	7	3	33				
11 RESOURCES CAPITAL	6	18	1	3	14	12	53	0	3	5	4	21	1	0	9	8	32				

Grecia B Girone A

	TOTALE													CASA				FUORI			
	Pt	Pg	V	P	S	Gf	Gs	V	P	S	Gf	Gs	V	P	S	Gf	Gs				
1 LEVADIAKOS	55	22	17	4	1	36	9	10	1	0	22	4	7	3	1	14	5				
2 LARISSA	49	22	14																		

Indonesia

Pt	Pq	TOTALE								CASA				FUORI				
		V	P	S	Gf	Gs	V	P	S	Gf	Gs	V	P	S	Gf	Gs		
1	BORNEO SAMARINDA	70	34	21	7	6	53	31	13	2	2	33	16	8	5	4	20	15
2	PERSIB	62	34	16	14	4	65	38	8	8	1	31	15	8	6	3	34	23
3	BALI UNITED	58	34	17	7	10	55	43	12	2	3	32	17	5	5	7	23	26
4	MADURA UNITED	55	34	15	10	9	58	45	9	4	4	30	21	6	6	5	28	24
5	DEWA UNITED	54	34	14	12	8	59	48	8	7	2	33	22	6	5	6	26	26
6	PSIS SEMARANG	53	34	15	8	11	49	41	12	3	2	30	13	3	5	9	19	28
7	BERSIS SOLO	50	34	14	8	12	50	47	11	3	3	31	20	3	5	9	19	27
8	PERSIJA	48	34	12	12	10	49	41	8	7	2	28	14	4	5	8	21	27
9	PERSIK KEDIRI	48	34	13	9	12	58	55	9	6	2	40	20	4	3	10	18	35
10	BARITO PUTERA	46	34	11	13	10	51	48	9	6	2	28	18	2	7	8	23	30
11	MAKASSAR	44	34	11	11	12	44	39	9	4	4	31	18	2	7	8	13	21
12	PERSEBAYA	42	34	10	12	12	33	46	7	6	4	21	20	3	6	8	12	26
13	PSS SLEMAN	39	34	9	12	13	49	53	5	8	4	27	24	4	4	9	22	29
14	PERSITA	39	34	10	9	15	44	63	8	4	5	30	24	2	5	10	14	39
15	AREMA	38	34	10	8	16	42	60	6	4	7	20	26	4	4	9	22	34
16	RANS NUSANTARA	35	34	8	11	15	36	52	4	7	6	15	19	4	4	9	21	33
17	BHAYANGKARA	26	34	5	11	18	42	57	3	4	10	25	29	2	7	8	17	28
18	PERSIKABO	20	34	4	8	22	44	74	2	6	9	25	35	2	2	13	19	39

ilterra Football League Trophy Girone M

Pt	Pq	TOTALE								CASA				FUORI				
		V	P	S	Gf	Gs	V	P	S	Gf	Gs	V	P	S	Gf	Gs		
1	WYCOMBE	9	3	3	0	0	3	0	2	0	0	2	0	1	0	0	1	0
2	WIMBLEDON	5	3	1	1	1	3	2	1	1	0	9	6	0	0	1	-6	-4
3	STEVENAGE	4	3	1	1	1	6	4	1	0	1	0	-3	0	1	0	6	7
4	CRYSTAL P.	0	3	0	0	3	2	8	0	0	0	0	0	0	0	3	2	8

ilterra Football League Trophy Girone N

Pt	Pq	TOTALE								CASA				FUORI				
		V	P	S	Gf	Gs	V	P	S	Gf	Gs	V	P	S	Gf	Gs		
1	PETERBOROUGH	6	3	2	0	1	5	2	2	0	0	5	1	0	0	1	0	1
2	COLCHESTER	6	3	2	0	1	3	6	1	0	1	1	5	1	0	0	2	1
3	TOTTENHAM	3	3	1	0	2	7	7	0	0	0	0	0	1	0	2	7	7
4	CAMBRIDGE UTD	3	3	1	0	2	5	5	1	0	1	5	3	0	0	1	0	2

ilterra Football League Trophy Girone O

Pt	Pq	TOTALE								CASA				FUORI				
		V	P	S	Gf	Gs	V	P	S	Gf	Gs	V	P	S	Gf	Gs		
1	PORTSMOUTH	8	3	2	1	0	10	5	1	1	0	8	4	1	0	0	2	1
2	FULHAM	5	3	1	2	0	6	5	0	0	0	0	0	1	2	0	6	5
3	GILLINGHAM	3	3	1	0	2	3	7	1	0	1	2	2	0	0	1	1	5
4	LEYTON ORIENT	2	3	0	1	2	4	6	0	1	1	3	4	0	0	1	1	2

ilterra Football League Trophy Girone P

Pt	Pq	TOTALE								CASA				FUORI				
		V	P	S	Gf	Gs	V	P	S	Gf	Gs	V	P	S	Gf	Gs		
1	WREXHAM	9	3	3	0	0	6	1	2	0	0	3	1	1	0	0	3	0
2	PORT VALE	5	3	1	1	1	3	3	1	1	0	2	1	0	0	1	1	2
3	CREWE	3	3	1	0	2	2	5	1	0	1	2	4	0	0	1	0	1
4	NEWCASTLE	1	3	0	1	2	2	4	0	0	0	0	0	0	1	2	2	4

ilterra Football League Trophy Girone P

Pt	Pq	TOTALE								CASA				FUORI				
		V	P	S	Gf	Gs	V	P	S	Gf	Gs	V	P	S	Gf	Gs		
1	MK DONS	9	3	3	0	0	8	3	2	0	0	7	3	1	0	0	1	0
2	OXFORD UTD	6	3	2	0	1	8	2	1	0	1	5	1	1	0	0	3	1
3	CHELSEA	2	3	0	1	2	3	11	0	0	0	0	0	0	1	2	3	11
4	NORTHAMPTON	1	3	0	1	2	5	8	0	1	1	3	5	0	0	1	2	3

ilterra Football League Trophy Girone Q

Pt	Pq	TOTALE								CASA				FUORI				
		V	P	S	Gf	Gs	V	P	S	Gf	Gs	V	P	S	Gf	Gs		
1	ACCR. STANLEY	6	3	2	0	1	7	5	1	0	1	2	2	1	0	0	5	3
2	NOTTINGHAM	6	3	2	0	1	5	3	0	0	0	0	0	2	0	1	5	3
3	CARLISLE	3	3	1	0	2	2	3	1	0	1	2	2	0	0	1	0	1
4	HARROGATE	3	3	1	0	2	5	8	1	0	1	5	6	0	0	1	0	2

ilterra Football League Trophy Girone Q

Pt	Pq	TOTALE								CASA				FUORI				
		V	P	S	Gf	Gs	V	P	S	Gf	Gs	V	P	S	Gf	Gs		
1	WIGAN	7	3	1	2	0	10	4	1	1	0	10	4	0	1	0	0	0
2	FLEETWOOD T.	7	3	2	1	0	9	3	2	0	0	6	0	1	0	1	3	3
3	LEICESTER	3	3	1	0	2	2	11	0	0	0	0	0	1	0	2	2	11
4	TRANMERE ROVERS	1	3	0	1	2	0	3	0	1	1	0	1	0	0	1	0	2

Inghilterra I Div. Premier

Pt	Pq	TOTALE								CASA				FUORI				
		V	P	S	Gf	Gs	V	P	S	Gf	Gs	V	P	S	Gf	Gs		
1	MAN.CITY	88	37	27	7	3	93	33	13	5	0	48	15	14	2	3	45	18
2	ARSENAL	86	37	27	5	5	89	28	14	2	2	46	15	13	3	3	43	13
3	LIVERPOOL	79	37	23	10	4	84	41	14	3	1	47	17	9	7	3	37	24
4	ASTON VILLA	68	37	20	8	9	76	56	12	4	3	48	28	8	4	6	28	28
5	TOTTENHAM	63	37	19	6	12	71	61	13	0	6	38	27	6	6	6	33	34
6	CHELSEA	60	37	17	9	11	75	62	10	4	4	42	25	7	5	7	33	37
7	NEWCASTLE	57	37	17	6	14	81	60	12	4	3	49	22	5	2	11	32	38
8	MANCHESTER UTD	57	37	17	6	14	55	58	10	3	6	31	28	7	3	8	24	30
9	WEST HAM	52	37	14	10	13	59	71	7	8	4	31	28	7	2	9	28	43
10	BRIGHTON	48	37	12	12	13	55	60	8	6	4	30	25	4	6	9	25	35
11	BOURNEMOUTH	48	37	13	9	15	53	65	7	6	6	27	28	6	3	9	26	37
12	CRYSTAL P.	46	37	12	10	15	52	58	7	4	7	32	26	5	6	8	20	32
13	WOLVERHAMPTON	46	37	13	7	17	50	63	8	3	8	26	30	5	4	9	24	33
14	FULHAM	44	37	12	8	17	51	59	9	2	8	31	24	3	6	9	20	35
15	EVERTON	40	37	13	9	15	39	49	8	4	7	22	18	5	5	8	17	31
16	BRENTFORD	39	37	10	9	18	54	61	5	7	6	27	30	5	2	12	27	31
17	TOTTENHAM	29	37	8	9	20	47	66	5	5	9	27	30	3	4	11	20	36
18	LUTON	26	37	6	8	23	50	81	4	4	10	26	33	2	4	13	24	48
19	BURNLEY	24	37	5	9	23	40	76	2	4	12	18	41	3	5	11	22	35
20	SHEFFIELD UTD	16	37	3	7	27	35	101	2	4	12	19	54	1	3	15	16	47

ilterra Football League Trophy Girone R

Pt	Pq	TOTALE								CASA				FUORI			
		V	P	S	Gf	Gs	V	P	S	Gf	Gs	V	P	S	Gf	Gs	

Il gioco può causare dipendenza
 Consulta la probabilità di vincita su www.adm.gov.it
 E' vietato il gioco ai minori di anni 18

	Pt	Pq	TOTALE												CASA						FUORI					
			V	P	S	Gf	Gs	V	P	S	Gf	Gs	V	P	S	Gf	Gs									
1 PORTSMOUTH	97	46	28	13	5	78	41	15	5	3	43	27	13	8	2	35	14									
2 DERBY	92	46	28	8	10	78	37	15	4	4	41	18	13	4	6	37	19									
3 BOLTON	87	46	25	12	9	86	51	15	5	3	52	27	10	7	6	34	24									
4 PETERBOROUGH	84	46	25	9	12	89	61	13	5	5	55	28	12	4	7	34	33									
5 OXFORD UTD	77	46	22	11	13	79	56	11	7	5	44	24	11	4	8	35	32									
6 BARNSLEY	76	46	21	13	12	82	64	9	7	7	38	33	12	6	5	44	31									
7 LINCOLN	74	46	20	14	12	65	40	10	7	6	36	17	10	7	6	29	23									
8 BLACKPOOL	73	46	21	10	15	65	48	14	6	3	43	19	7	4	12	22	29									
9 STEVENAGE	71	46	19	14	13	57	46	10	8	5	27	19	9	6	8	30	27									
10 WYCOMBE	65	46	17	14	15	60	55	9	7	7	31	28	8	7	8	29	27									
LEYTON ORIENT	65	46	18	11	17	53	55	9	5	9	26	31	9	6	8	27	24									
12 WIGAN	62	46	20	10	16	63	56	13	4	6	30	18	7	6	10	33	38									
13 EXETER	61	46	17	10	19	46	61	7	8	8	17	22	10	2	11	29	39									
14 NORTHAMPTON	60	46	17	9	20	57	66	11	5	7	31	23	6	4	13	26	43									
15 BRISTOL ROV.	57	46	16	9	21	52	68	8	6	9	27	29	8	3	12	25	39									
16 CHARLTON	53	46	11	20	15	64	65	8	8	7	37	31	3	12	8	27	34									
READING	53	46	16	11	19	68	70	12	5	6	39	24	4	6	13	29	46									
18 CAMBRIDGE UTD	48	46	12	12	22	39	61	8	7	8	22	24	4	5	14	17	37									
SHREWSBURY T.	48	46	13	9	24	35	67	8	3	12	19	31	5	6	12	16	36									
20 BURTON ALBION	46	46	12	10	24	39	67	7	4	12	22	33	5	6	12	17	34									
21 CHELTENHAM TOWN	44	46	12	8	26	41	65	7	4	12	24	34	5	4	14	17	31									
22 FLEETWOOD T.	43	46	10	13	23	49	72	6	5	12	26	33	4	8	11	23	39									
23 PORT VALE	41	46	10	11	25	41	74	6	4	13	27	34	4	7	12	14	40									
24 CARLISLE	30	46	7	9	30	41	81	3	6	14	21	42	4	3	16	20	39									

	Pt	Pq	TOTALE												CASA						FUORI					
			V	P	S	Gf	Gs	V	P	S	Gf	Gs	V	P	S	Gf	Gs									
1 CHELSEA	16	6	5	1	0	20	9	2	1	0	11	5	3	0	0	9	4									
2 LEEDS	13	6	4	1	1	15	9	2	0	1	8	5	2	1	0	7	4									
3 COLCHESTER	6	6	2	0	4	10	14	1	0	2	5	7	1	0	2	5	7									
4 LUTON TOWN	0	6	0	0	6	3	16	0	0	3	1	6	0	0	3	2	10									

	Pt	Pq	TOTALE												CASA						FUORI					
			V	P	S	Gf	Gs	V	P	S	Gf	Gs	V	P	S	Gf	Gs									
1 TOTTENHAM	15	6	5	0	1	10	7	2	0	1	4	5	3	0	0	6	2									
2 SUNDERLAND	9	5	3	0	2	7	6	2	0	1	4	3	1	0	1	3	3									
3 BRISTOL CITY	6	6	2	0	4	9	9	1	0	2	5	6	1	0	2	4	3									
4 PETERBOROUGH	3	5	1	0	4	8	12	0	0	2	1	6	1	0	2	7	6									

	Pt	Pq	TOTALE												CASA						FUORI					
			V	P	S	Gf	Gs	V	P	S	Gf	Gs	V	P	S	Gf	Gs									
1 NOTTINGHAM	13	6	4	1	1	18	5	1	1	1	4	4	3	0	0	14	4									
2 FLEETWOOD T RESERVE	6	2	2	2	2	12	10	1	1	1	6	6	1	1	1	6	1									
3 NEWCASTLE	6	6	1	3	2	6	9	0	1	2	2	6	1	2	0	4	3									
4 HUDDERSFIELD	5	6	1	2	3	5	17	0	1	2	1	12	1	1	1	4	5									

	Pt	Pq	TOTALE												CASA						FUORI					
			V	P	S	Gf	Gs	V	P	S	Gf	Gs	V	P	S	Gf	Gs									
1 FULHAM	11	6	3	2	1	20	4	2	1	0	13	1	1	1	1	7	3									
2 LEICESTER	9	6	3	0	3	9	12	2	0	1	7	6	1	0	2	2	6									
3 BRENTFORD RESERVE	6	6	1	3	2	10	15	1	1	1	4	8	0	2	1	6	7									
BURNLEY	6	6	1	3	2	11	19	0	2	1	5	6	1	1	1	6	13									

	Pt	Pq	TOTALE												CASA						FUORI					
			V	P	S	Gf	Gs	V	P	S	Gf	Gs	V	P	S	Gf	Gs									
1 CRYSTAL P.	12	6	4	0	2	16	11	1	0	2	5	8	3	0	0	11	3									
2 MIDLESB.	9	6	3	0	3	12	10	1	0	2	4	8	2	0	1	8	2									
3 IPSWICH T.	7	6	2	1	3	8	9	1	1	1	2	1	1	0	2	6	8									
BIRMINGHAM	7	6	2	1	3	7	13	1	0	2	5	10	1	1	1	2	3									

	Pt	Pq	TOTALE												CASA						FUORI					
			V	P	S	Gf	Gs	V	P	S	Gf	Gs	V	P	S	Gf	Gs									
1 CHESTERFIELD	98	46	31	5	10	106	65	19	3	1	65	29	12	2	9	41	36									
2 BARNET	86	46	26	8	12	91	60	16	4	3	50	23	10	4	9	41	37									
3 BROMLEY	81	46	22	15	9	73	49	13	6	4	45	26	9	9	5	28	23									
4 ALTRINCHAM	77	46	22	11	13	84	59	14	4	5	54	26	8	7	8	30	33									
5 SOLIHULL MOORS	76	46	21	13	12	71	62	10	6	7	34	24	11	7	5	37	38									
6 GATESHEAD	75	46	22	9	15	88	64	12	5	6	47	28	10	4	9	41	36									
7 HALIFAX TOWN	71	46	19	14	13	58	50	8	10	5	30	27	11	4	8	28	23									
8 ALDERSHOT TOWN	69	46	20	9	17	74	83	12	7	4	43	33	8	2	13	31	50									
9 SOUTHEND UTD	65	46	21	12	13	70	45	13	3	7	44	21	8	9	6	26	24									
10 OLDHAM ATHLETIC	63	46	15	18	13	63	60	6	9	8	33	30	9	9	5	30	30									
11 ROCHDALE	62	46	16	14	16	69	64	9	8	6	37	26	7	6	10	32	38									
12 HARTLEPOOL	60	46	17	9	20	70	82	11	3	9	34	33	6	6	11	36	49									
13 EASTLEIGH	59	46	16	11	19	73	87	8	6	9	40	45	8	5	10	33	42									
14 MAIDENHEAD UTD	58	46	15	13	18	60	67	9	8	6	31	25	6	5	12	29	42									
15 DAG E RED	56	46	14	14	18	69	63	8	3	12	37	34	6	11	6	32	29									
WEALDSTONE	56	46	15	11	20	60	72	10	6	7	37	33	5	5	13	23	39									
17 WOKING	55	46	15	10	21	49	55	8	5	10	29	29	7	5	11	20	26									
FYLDE	55	46	15	10	21	74	82	8	7	8	38	38	7	3	13	36	44									
19 EBBSFLEET UTD	54	46	14	12	20	59	74	10	4	9	32	26	4	8	11	27	48									
20 YORK CITY	53	46	12	17	17	55	69	6	9	8	32	33	6	8	9	23	36									
21 BOREHAM WOOD	52	46	12	16	18	59	73	7	9	3	31	28	5	7	11	28	45									
22 KIDDERMINSTER	46	46	11	13	22	40	59	4	8	11	19	28	7	5	11	21	31									
23 DORKING	45	46	12	9	25	54	85	6	4	13	28	40	6	5	12	26	45									
24 OXFORD CITY	33	46	8	9	29	54	94	6	4	13	29	39	2	5	16	25	55									

	Pt	Pq	TOTALE												CASA						FUORI					
			V	P	S	Gf	Gs	V	P	S	Gf	Gs	V	P	S	Gf	Gs									
1 STOCKPORT COUNTY	92	46	27	11	8	96	48	15	5	3	48	17	12	6	5	48	31									
2 WREXHAM	88	46	26	10	10	89	52	17	3	3	62	25	9	7	7	27	27									
3 MANSFIELD	86	46	24	14	8	90	47	13	7	3	43	22	11	7	5	47	25									
4 MK DONS	78	46	23	9	14	83	68	14	5	4	48	27	9	4	10	35	41									
5 DONCASTER	71	46	21	8	17	73	68	14	2	7	38	30	7	6	10	35	38									
6 CREWE	71	46	19	14	13	69	65	11	5	7	35	35	8	9	6	34	30									
7 CRAWLEY TOWN	70	46	21	7	18	73	67	11	3	9	37	30	10	4	9	36	37									
8 BARROW	69	46	18	15	13	62	56	11	8	4	28	19	7	7	9	34	37									
BRADFORD	69	46	19	12	15	61	59	9	8	6	29	28	10	4	9	32	31									
10 WIMBLEDON	65	46	17	14	15	64	51	11	6	6	41	25	6	8	9	23	26									
WALSALL	65	46	18	11	17	69	73	12	6	5	35	25	6	5	12	34	44									
12 GILLINGHAM	64	46	18	10	18	46	57	9	9	5	25	23	9	1	13	21	34									
13 HARROGATE	63	46	17	12	17	60	69	9	3	11	35	37	8	9	6	25	32									
14 NOTTS COUNTY	61	46	18	7	21	89	86	12	2	9	51	42	6	5	12	38	44									
15 MORECAMBE	58	46	17																							

Il gioco può causare dipendenza
Consulta la probabilità di vincita su www.adm.gov.it
E' vietato il gioco ai minori di anni 18

Inghilterra VI Div Conf. N/S Girone B

	Pt	Pg	TOTALE				CASA				FUORI						
			V	P	S	Gf	Gs	V	P	S	Gf	Gs	V	P	S	Gf	Gs
1 YEOVIL	95	46	29	8	9	81	48	17	3	3	46	20	12	5	6	35	28
2 CHELMSFORD CITY	84	46	24	12	10	76	43	11	7	5	33	19	13	5	5	43	24
3 WORTHING	84	46	26	6	14	104	72	11	5	7	55	38	15	1	7	49	34
4 MAIDSTONE UTD	83	46	24	11	11	72	52	14	6	3	41	19	10	5	8	31	33
5 BRAINTREE	81	46	23	12	11	64	42	13	6	4	40	17	10	6	7	24	25
6 BATH CITY	73	46	20	13	13	69	51	12	4	7	38	25	8	9	6	31	26
7 AVELEY	73	46	21	10	15	68	61	11	5	7	36	28	10	5	8	32	33
8 FARNBOROUGH	72	46	20	12	14	76	67	12	6	5	41	28	8	6	9	35	39
9 HAMPTON & RICHMOND	72	46	20	12	14	61	57	13	6	4	36	21	7	6	10	25	36
10 SLOUGH TOWN FC	68	46	18	14	14	81	69	10	9	4	39	28	8	5	10	42	41
11 ST. ALBANS CITY	68	46	20	8	18	77	67	10	2	11	36	31	10	6	7	41	36
12 CHIPPENHAM T.	62	46	16	14	16	62	62	8	6	9	33	33	8	8	7	29	29
13 WESTON	59	46	17	8	21	66	74	8	5	10	35	36	9	3	11	31	28
14 TONBRIDGE	58	46	15	13	18	65	66	9	7	7	36	28	6	6	11	29	38
15 WEYMOUTH	56	46	13	17	16	60	64	7	9	7	40	40	6	8	9	20	24
16 TRURO CITY	55	46	15	10	21	58	67	8	5	10	29	32	7	5	11	29	35
17 WELLING UTD	54	46	12	18	16	56	71	9	8	6	33	27	3	10	10	23	44
18 TORQUAY UTD	53	46	19	7	20	73	76	13	3	7	45	35	6	4	13	28	41
19 EASTBOURNE	52	46	14	10	22	53	74	9	4	10	29	38	5	6	12	24	36
20 HEMEL HEMPSTEAD	50	46	13	11	22	55	71	8	4	11	28	34	5	7	11	27	37
21 DARTFORD	46	46	12	10	24	56	75	6	7	10	28	32	6	3	14	28	43
22 TAUNTON	46	46	10	16	20	44	71	6	7	10	23	29	4	9	10	21	42
23 HAVANT WATERLOOV	46	46	10	7	29	52	92	7	4	12	34	44	3	3	17	18	48
24 DOVER	27	46	4	15	27	40	77	3	9	11	20	33	1	6	16	20	44

Inghilterra VII Div. Girone C

	Pt	Pg	TOTALE				CASA				FUORI						
			V	P	S	Gf	Gs	V	P	S	Gf	Gs	V	P	S	Gf	Gs
1 CHESHAM UNITED	90	42	28	6	8	83	46	17	2	2	46	15	11	4	6	37	31
2 AFC TOTTON	81	42	23	12	7	89	45	12	6	3	50	26	11	6	4	39	19
3 SALISBURY	79	42	23	10	9	70	46	15	4	2	40	20	8	6	7	30	26
4 GOSPORT	78	42	23	9	10	75	43	12	5	4	39	23	11	4	6	36	20
5 BRACKNELL	68	42	21	5	16	84	71	15	3	3	57	27	6	2	13	27	44
6 WERTHYR TOWN	67	42	20	7	15	85	59	10	4	7	47	32	10	3	8	38	27
7 MALTON AND HERSHAM	65	42	18	11	13	78	67	12	3	6	50	35	6	8	7	38	32
8 HUNGERFORD TOWN	64	42	18	10	14	77	70	11	6	4	40	24	7	4	10	37	46
9 DORCHESTER	60	42	17	9	16	66	77	8	4	9	30	38	9	5	7	36	39
10 HENDON	58	42	14	16	12	70	65	8	8	5	38	32	6	8	7	32	33
11 WINCHESTER CITY	57	42	15	12	15	63	67	8	7	6	30	29	7	5	9	33	38
12 BASINGSTOKE TOWN	53	42	15	8	19	69	83	9	5	7	42	39	6	3	12	27	44
13 POOLE TOWN	52	42	16	4	22	70	76	8	3	10	30	35	8	1	12	40	41
14 TIVERTON	52	42	14	10	18	64	74	8	7	6	35	30	6	3	12	29	44
15 SHOLING	49	42	13	10	19	52	63	5	8	8	24	31	8	2	11	28	32
16 SWINDON	49	42	13	10	19	73	92	8	6	7	40	38	5	4	12	33	54
17 HANWELL TOWN	48	42	12	12	18	64	71	5	6	10	29	35	7	6	8	35	36
18 PARKWAY	48	42	12	12	18	60	68	9	4	8	38	28	3	5	10	22	40
19 BEACONSFIELD	48	42	13	9	20	63	78	6	4	11	35	43	7	5	9	28	35
20 HAYES & YEADING	46	42	11	13	18	59	67	6	5	10	28	34	5	8	8	31	33
21 HARROW BROUGH	39	42	10	9	23	60	97	5	3	13	32	53	5	6	10	28	44
22 DIDCOT TOWN	28	42	6	10	26	45	94	3	4	14	15	37	3	6	12	30	57

Inghilterra VII Div. Girone A

	Pt	Pg	TOTALE				CASA				FUORI						
			V	P	S	Gf	Gs	V	P	S	Gf	Gs	V	P	S	Gf	Gs
1 RADCLIFFE	87	40	28	3	9	103	58	14	2	4	56	31	14	1	5	47	27
2 MACCLESFIELD FC	77	40	24	5	11	84	47	13	3	4	52	21	11	2	7	32	26
3 MARINE	76	40	23	7	10	87	44	13	4	3	48	23	10	3	7	39	21
4 WARRINGTON RYLANDS	75	40	21	12	7	65	42	12	2	6	32	22	9	10	1	33	20
5 WORKSOP TOWN	70	40	21	7	12	72	49	14	3	3	43	13	7	4	9	29	36
6 HYDE	67	40	19	10	11	68	48	11	6	3	37	24	8	4	8	31	24
7 ASHTON	67	40	19	10	11	73	63	11	4	5	41	26	8	6	6	32	37
8 GAINSBOROUGH T.	63	40	19	6	15	66	63	12	4	4	24	24	7	2	11	24	39
9 LANCASTER	62	40	18	8	14	60	62	10	6	4	28	26	8	2	10	32	36
10 GUISELEY	61	40	18	7	15	69	63	10	2	8	40	32	8	5	7	29	31
11 ILKESTON TOWN FC	60	40	18	6	16	69	62	8	5	7	40	29	10	1	9	29	33
12 WHITBY	56	40	17	8	15	60	50	9	4	7	30	23	8	4	8	30	27
13 MORPETH	50	40	14	8	18	76	81	11	4	5	43	27	3	4	13	33	54
14 UTD OF MANCH.	48	40	15	4	21	55	77	10	1	9	31	31	5	3	12	24	46
15 MATLOCK	47	40	14	5	21	62	77	9	4	7	38	31	5	1	14	24	46
16 BAMBER	47	40	12	11	17	63	82	8	5	7	37	44	4	6	10	26	38
17 WORKINGTON	44	40	11	11	18	67	81	8	6	6	38	34	3	5	12	29	47
18 BASFORD	37	40	9	10	21	44	65	7	6	7	28	25	2	4	14	16	40
19 BRADFORD PARK AV.	30	40	7	9	24	50	85	4	3	13	27	40	3	6	11	23	45
20 STAFFORD	30	40	9	3	28	36	81	6	2	12	20	33	3	1	16	16	48
21 ATHERTON	25	40	7	4	29	47	96	4	1	15	23	43	3	3	14	24	53

Inghilterra VII Div. Girone D

	Pt	Pg	TOTALE				CASA				FUORI						
			V	P	S	Gf	Gs	V	P	S	Gf	Gs	V	P	S	Gf	Gs
1 HORNBURCH	100	42	31	7	4	95	34	16	1	4	77	14	15	3	3	48	20
2 CHATHAM TOWN	79	42	24	7	11	87	61	16	4	4	49	28	8	6	7	38	33
3 ENFIELD TOWN	77	42	22	11	9	81	54	12	5	4	44	27	10	6	5	37	27
4 WING & FINCH	76	42	23	7	12	78	62	13	2	6	44	31	10	5	6	34	31
5 HORSHAM FC	76	42	23	7	12	64	50	12	4	5	33	24	11	3	7	31	26
6 BILLERICAY	73	42	23	4	15	78	52	12	2	7	43	24	11	2	8	35	28
7 HASTINGS UNITED	67	42	19	10	13	71	54	9	5	7	33	25	10	5	6	38	29
8 LEWES	67	42	20	7	15	68	70	12	3	6	38	30	8	4	9	30	40
9 WHITEHAWK	65	42	17	14	11	63	54	12	4	5	36	25	5	10	6	27	29
10 BOGNOR REGIS	62	42	16	14	12	78	63	8	9	4	37	27	8	5	8	41	36
11 CARSHALTON	62	42	17	11	14	73	59	10	4	7	40	28	7	7	7	33	31
12 DALWICH HAMLET	62	42	17	11	14	77	72	10	5	6	42	37	7	6	8	35	35
13 HASHTAG UNITED	59	42	15	14	13	82	75	6	8	7	43	39	9	6	6	39	36
14 CANVEY	54	42	16	6	20	62	74	9	4	8	32	33	7	2	12	30	41
15 POTTERS	51	42	14	9	19	65	70	6	6	9	35	33	8	3	10	30	37
16 FOLKESTONE	50	42	13	11	18	60	71	7	8	6	31	33	6	3	12	29	38
17 CRAY	50	42	13	11	18	54	66	6	8	7	24	31	7	3	11	30	36
18 CHESHUNT	43	42	12	7	23	58	72	9	1	11	31	36	3	6	12	27	35
19 MARGATE	39	42	10	9	23	50	80	6	6	9	25	32	4	3	14	25	48
20 HARINGEY BOROUGH	27	42	6	9	27	32	88	3	5	13	12	49	3	4	14	20	39

Irlanda B table with columns: Pt, Pg, V, P, S, Gf, Gs, V, P, S, Gf, Gs, V, P, S, Gf, Gs

Islanda B Femm. table with columns: Pt, Pg, V, P, S, Gf, Gs, V, P, S, Gf, Gs, V, P, S, Gf, Gs

Irlanda del Nord table with columns: Pt, Pg, V, P, S, Gf, Gs, V, P, S, Gf, Gs, V, P, S, Gf, Gs

Islanda III Div. table with columns: Pt, Pg, V, P, S, Gf, Gs, V, P, S, Gf, Gs, V, P, S, Gf, Gs

Irlanda del Nord B table with columns: Pt, Pg, V, P, S, Gf, Gs, V, P, S, Gf, Gs, V, P, S, Gf, Gs

Islanda IV Div. table with columns: Pt, Pg, V, P, S, Gf, Gs, V, P, S, Gf, Gs, V, P, S, Gf, Gs

Irlanda Femm. table with columns: Pt, Pg, V, P, S, Gf, Gs, V, P, S, Gf, Gs, V, P, S, Gf, Gs

Isole Faroe table with columns: Pt, Pg, V, P, S, Gf, Gs, V, P, S, Gf, Gs, V, P, S, Gf, Gs


Islanda A Femm. table with columns: Pt, Pg, V, P, S, Gf, Gs, V, P, S, Gf, Gs, V, P, S, Gf, Gs


Isole Faroe B table with columns: Pt, Pg, V, P, S, Gf, Gs, V, P, S, Gf, Gs, V, P, S, Gf, Gs


Islanda B table with columns: Pt, Pg, V, P, S, Gf, Gs, V, P, S, Gf, Gs, V, P, S, Gf, Gs


Israele A table with columns: Pt, Pg, V, P, S, Gf, Gs, V, P, S, Gf, Gs, V, P, S, Gf, Gs


Leagues Cup Girone A table with columns: Pt, Pg, V, P, S, Gf, Gs, V, P, S, Gf, Gs, V, P, S, Gf, Gs


		Israele B																										
		TOTALE									CASA									FUORI								
		Pt	Pg	V	P	S	Gf	Gs	V	P	S	Gf	Gs	V	P	S	Gf	Gs										
1	BNEI YEHUDA	61	30	19	4	7	57	36	12	0	3	34	18	7	4	4	23	18										
2	KIRYAT SHMONA	60	30	19	3	8	50	19	11	2	2	30	8	8	1	6	20	11										
3	IRONI TIBERIAS	54	30	14	12	4	46	28	7	5	3	22	13	7	7	1	24	15										
4	KABILIO JAFFA	50	30	14	8	8	58	40	5	7	3	30	23	9	1	5	28	17										
5	H. HAGALIL	47	30	13	8	9	46	34	10	3	2	28	12	3	5	7	18	22										
6	NIR RAM. HASHARON	45	30	12	9	9	55	48	6	5	4	27	26	6	4	5	28	22										
7	HAPOEL AL FAHM	42	30	10	12	8	38	34	7	6	2	22	12	3	6	6	16	22										
8	MACCABI HERZLIYA	42	30	11	9	10	34	41	5	5	5	16	21	6	4	5	18	20										
9	HAPOEL ACRE	41	30	10	11	9	41	40	5	6	4	23	22	5	5	5	18	18										
10	KFAR QASEM	37	30	9	10	11	31	39	5	4	6	16	19	4	6	5	15	20										
11	HAPOEL R. LETZION	35	30	9	8	13	27	39	5	4	6	14	19	4	4	7	13	20										
12	HAPOEL RAMAT GAN	34	30	8	10	12	36	35	4	6	5	18	14	4	4	7	18	21										
13	SEKTZIA	34	30	9	7	14	38	53	6	2	7	19	22	3	5	7	19	31										
14	HAPOEL KFAR	31	30	7	10	13	28	40	3	5	7	14	23	4	5	6	14	17										
15	HAPOEL AFULA	24	30	5	9	16	33	53	2	5	8	15	24	3	4	8	18	29										
16	IHUD BNEI SHEFA-AMR	14	30	4	4	22	27	66	2	2	11	12	29	2	2	11	15	37										

		Israele Cup Girone A																										
		TOTALE									CASA									FUORI								
		Pt	Pg	V	P	S	Gf	Gs	V	P	S	Gf	Gs	V	P	S	Gf	Gs										
1	HAPOEL ACRE FC	9	3	3	0	0	4	1	2	0	0	3	1	1	0	0	1	0										
2	H. HAGALIL	4	3	1	1	1	5	2	0	1	0	0	0	1	0	1	0	5										
3	KIRYAT SHMONA	4	3	1	1	1	2	1	1	0	1	2	1	0	1	0	0	0										
4	IHUD BNEI SHEFA-AMR	0	3	0	0	3	2	9	0	0	1	1	5	0	0	2	1	4										


		Israele Cup Girone B																										
		TOTALE									CASA									FUORI								
		Pt	Pg	V	P	S	Gf	Gs	V	P	S	Gf	Gs	V	P	S	Gf	Gs										
1	IRONI TIBERIAS	7	3	2	1	0	5	1	2	0	0	4	0	1	0	1	0	1										
2	MACCABI HERZLIYA	6	3	2	0	1	6	4	1	0	0	4	1	1	0	1	2	3										
3	HAPOEL AL FAHM	3	3	1	0	2	4	6	1	0	1	4	4	0	0	1	0	2										
4	HAPOEL AFULA	1	3	0	0	2	4	8	0	1	0	1	1	0	0	2	3	7										

		Israele Cup Girone C																										
		TOTALE									CASA									FUORI								
		Pt	Pg	V	P	S	Gf	Gs	V	P	S	Gf	Gs	V	P	S	Gf	Gs										
1	KFAR QASEM	5	3	1	2	0	3	2	1	1	0	1	0	0	1	0	1	2										
2	HAPOEL KFAR	4	3	1	1	1	3	3	1	1	0	3	2	0	0	1	0	1										
3	HAPOEL RAMAT GAN	4	3	1	1	1	2	2	1	0	0	2	1	0	1	1	0	1										
4	IRONI RAMAT HASHARON	3	0	2	1	5	6	0	1	0	2	2	0	1	1	3	4											

		Israele Cup Girone D																										
		TOTALE									CASA									FUORI								
		Pt	Pg	V	P	S	Gf	Gs	V	P	S	Gf	Gs	V	P	S	Gf	Gs										
1	KABILIO JAFFA	9	3	3	0	0	10	2	1	0	0	3	0	2	0	0	7	2										
2	SEKTZIA	6	3	2	0	1	4	4	2	0	0	4	1	0	0	1	0	3										
3	BNEI YEHUDA	3	3	1	0	2	2	7	0	0	1	0	4	1	0	1	2	3										
4	HAPOEL R. LETZION	0	3	0	0	3	2	5	0	0	2	2	4	0	0	1	0	1										

		Israele Cup B Girone A																										
		TOTALE									CASA									FUORI								
		Pt	Pg	V	P	S	Gf	Gs	V	P	S	Gf	Gs	V	P	S	Gf	Gs										
1	BNEI SAKHNIN	9	4	3	0	1	5	5	1	0	1	2	4	2	0	0	3	1										
2	MACCABI NETANYA	7	4	2	1	1	7	3	1	0	1	4	3	1	1	0	3	0										
3	HAPOEL HAIFA	4	4	1	1	2	4	5	0	1	1	2	1	0	1	3	3											
4	HAPOEL HADERA	4	4	1	2	5	7	1	1	0	3	2	0	0	2	2	5											
5	MACCABI BNEY REINE	3	4	0	3	1	3	4	0	1	1	1	2	0	2	0	2	2										

		Israele Cup B Girone B																										
		TOTALE									CASA									FUORI								
		Pt	Pg	V	P	S	Gf	Gs	V	P	S	Gf	Gs	V	P	S	Gf	Gs										
1	MACCABI PET. TIKVA	8	4	2	2	0	5	2	1	1	0	2	1	1	0	3	1	1										
2	HAPOEL GERUSALEMME	7	4	2	1	1	9	4	1	1	0	3	1	1	0	1	6	3										
3	FC ASHDOD	7	4	2	1	1	3	3	1	1	0	2	1	1	0	1	1	2										
4	HAPOEL	2	4	0	2	2	5	0	1	1	1	3	0	0	1	1	1	2										
5	HAPOEL PETAH T.	2	4	0	2	2	2	7	0	0	2	1	6	0	2	0	1	1										

		Israele Femm.																										
		TOTALE									CASA									FUORI								
		Pt	Pg	V	P	S	Gf	Gs	V	P	S	Gf	Gs	V	P	S	Gf	Gs										
1	KIRYAT GAT	32	14	10	2	2	40	15	6	0	1	21	5	4	2	1	19	10										
2	HAPOEL PETAH T.	26	14	7	5	2	23	17	2	3	2	6	5	5	2	0	17	12										
3	TEL AVIV UNIVERSITY	22	14	6	4	4	21	17	2	3	2	12	11	4	1	2	9	6										
4	MACCABI KISHRONOT	17	14	5	2	7	19	25	2	1	4	9	13	3	1	3	10	12										
5	IRONI RAMAT HASHARON	14	3	5	6	14	21	0	2	5	6	15	3	3	1	8	6											
6	BNOT NETANYA	9	14	2	3	9	17	33	1	1	5	8	15	1	2	4	9	18										
7	KATAMON JERUSALEM	6	14	1	3	10	11	32	0	2	5	6	18	1	1	5	5	14										
8	HAPOEL RAANANA	6	14	1	3	10	11	32	0	2	5	6	18	1	1	5	5	14										

		Kazakistan Cup Girone A																										
		TOTALE									CASA									FUORI								
		Pt	Pg	V	P	S	Gf	Gs	V	P	S	Gf	Gs	V	P	S	Gf	Gs										
1	FK AKZHAIYK URALSK	9	3	3	0	0	15	3	2	0	0	10	2	1	0	0	5	1										
2	ZHAS KYRAN	6	3	2	0	1	7	5	1	0	0	3	0	1	0	1	4	3										
3	ALTAY VKO	3	3	1	0	2	4	7	0	0	2	1	7	1	0	0	0	0										
4	AKAS	0	3	0	0	3	0	11	0	0	1	0	3	0	0	2	0	8										

		Kazakistan B																										
		TOTALE									CASA									FUORI								
		Pt	Pg	V	P	S	Gf	Gs	V	P	S	Gf	Gs	V	P	S	Gf	Gs										
1	ELIMALI FC	76	28	24	4	0	76	17	14	0	0	42	8	10	4	0	34	9										
2	TURAN	69	28	22	3	3	85	27	11	1	2	45	16	11	2	1	40	11										
3	ZHENIS NUR SULTAN	60	28	19	3	6	64	33	10	1	3	29	16	9	2	3	35	17										
4	FK AKZHAIYK URALSK	54	28	17	3	8	63	29	9	2	3	36	12	8	1	5	27	17										
5	KYRAN SHYMKENT	50	28	16	2	10	55	57	9	2	3	27	19	7	0	7	28	38										
6	KAIRAT-ZHASTAR	35	28	10	5	13	58	53	8	2	4	39	24	2	3	9	19	29										
7	KHAN TENGRI FC	35	28	10	5	13	39	38	4	5	5	17	14	6	0	8	22	24										
8	FK ARYS	33	28	10	3	15	40	62	4	3	7	18	27	6	0	8	22	35										
9	ZHAS KYRAN	32	28	9	5	14	50	53	7	2	5	33	18	2	3	9	17	35										
10	YASSI TURKISTAN	32	28	9	5	14	47	58	4	2	8	23	34	5	3	6	24	24										
11	AKTOBE YOUTH	32	28	9	5	14	47	58	4	2	8	23	34	5	3	6	24	24										
12	TARAZ	31	28	9	4	15	47	57	6	2	6	29	27	3	2	9	18	30										
13	EKIBASTUZ	31	28	8	7	13	46	64	5	3	6	27	28	3	4	7	19	36										
14	AKADEMIA ONTUSTYK	21	28	5	6	17	46	75	3	3	8	25	37	2	3	9	21	38										
15	ASTANA YOUTH	19	28	6	1	21	32	85	3	0	11	19	38	3	1	10	13	47										

		Kazakistan Cup Girone B																										
		TOTALE									CASA									FUORI								
		Pt	Pg	V	P	S	Gf	Gs	V	P	S	Gf	Gs	V	P	S	Gf	Gs										
1	ELIMALI FC	6	3	2	0	1	5	1	1	0	1	2	1	1	0	0	3	0										
2	FC ZHENIS	5	3	1	2	0	6	5	0	1	0	2	3	1	1	0	3	2										
3	FK ARYS	4	3	1	1	1	4	6																				

Il gioco può causare dipendenza. Consulta la probabilità di vincita su www.adm.gov.it. E' vietato il gioco ai minori di anni 18.

Kosovo B Girone A table with columns Pt, Pg, V, P, S, Gf, Gs, V, P, S, Gf, Gs, V, P, S, Gf, Gs and rows for teams like FC SUHAREKA, KF DINAMO FERIZAJ, etc.

Kosovo B Girone B table with columns Pt, Pg, V, P, S, Gf, Gs, V, P, S, Gf, Gs, V, P, S, Gf, Gs and rows for teams like KF FERIZAJ, KF PRISHTINA E RE, etc.

Kuwait table with columns Pt, Pg, V, P, S, Gf, Gs, V, P, S, Gf, Gs, V, P, S, Gf, Gs and rows for teams like AL KUWAIT, AL ARABI, QADSIYA, etc.

Leagues Cup Girone B table with columns Pt, Pg, V, P, S, Gf, Gs, V, P, S, Gf, Gs, V, P, S, Gf, Gs and rows for teams like MONTERREY, SALT LAKE, SEATTLE SOUND.

Leagues Cup Girone C table with columns Pt, Pg, V, P, S, Gf, Gs, V, P, S, Gf, Gs, V, P, S, Gf, Gs and rows for teams like LEON, VANCOUVER WHITECAPS, LOS ANGELES GALAXY.

Leagues Cup Girone D table with columns Pt, Pg, V, P, S, Gf, Gs, V, P, S, Gf, Gs, V, P, S, Gf, Gs and rows for teams like MAZATLAN, JUAREZ, AUSTIN.

Leagues Cup Girone E table with columns Pt, Pg, V, P, S, Gf, Gs, V, P, S, Gf, Gs, V, P, S, Gf, Gs and rows for teams like ORLANDO CITY, HOUSTON, SANTOS LAGUNA.

Leagues Cup Girone F table with columns Pt, Pg, V, P, S, Gf, Gs, V, P, S, Gf, Gs, V, P, S, Gf, Gs and rows for teams like INTER MIAMI, CRUZ AZUL, ATLANTA.

Leagues Cup Girone G table with columns Pt, Pg, V, P, S, Gf, Gs, V, P, S, Gf, Gs, V, P, S, Gf, Gs and rows for teams like CHARLOTTE, DALLAS, NECAXA.

Leagues Cup Girone H table with columns Pt, Pg, V, P, S, Gf, Gs, V, P, S, Gf, Gs, V, P, S, Gf, Gs and rows for teams like PHILADELPHIA, QUERETARO, TIJUANA.

Leagues Cup Girone I table with columns Pt, Pg, V, P, S, Gf, Gs, V, P, S, Gf, Gs, V, P, S, Gf, Gs and rows for teams like PUMAS UNAM, DC UNITED, MONTREAL.

Leagues Cup Girone J table with columns Pt, Pg, V, P, S, Gf, Gs, V, P, S, Gf, Gs, V, P, S, Gf, Gs and rows for teams like ATLAS, NEW YORK CITY, TORONTO.

Leagues Cup Girone K table with columns Pt, Pg, V, P, S, Gf, Gs, V, P, S, Gf, Gs, V, P, S, Gf, Gs and rows for teams like NY RED BULLS, NEW ENGLAND REV., SAN LUIS.

Leagues Cup Girone L table with columns Pt, Pg, V, P, S, Gf, Gs, V, P, S, Gf, Gs, V, P, S, Gf, Gs and rows for teams like COLUMBUS CREW, AMERICA, SAINT LOUIS CITY SC.

Leagues Cup Girone M table with columns Pt, Pg, V, P, S, Gf, Gs, V, P, S, Gf, Gs, V, P, S, Gf, Gs and rows for teams like CHICAGO FIRE, MINNESOTA UNITED, PUEBLA.

Leagues Cup Girone N table with columns Pt, Pg, V, P, S, Gf, Gs, V, P, S, Gf, Gs, V, P, S, Gf, Gs and rows for teams like CINCINNATI, KANSAS CITY, CHIVAS GUADAL.

Leagues Cup Girone O table with columns Pt, Pg, V, P, S, Gf, Gs, V, P, S, Gf, Gs, V, P, S, Gf, Gs and rows for teams like DEP. TOLUCA, NASHVILLE, COLORADO RAPIDS.

Lettonia table with columns Pt, Pg, V, P, S, Gf, Gs, V, P, S, Gf, Gs, V, P, S, Gf, Gs and rows for teams like RIGAS FUTBOLA S., RIGA, FK AUDA, etc.

Lettonia B table with columns Pt, Pg, V, P, S, Gf, Gs, V, P, S, Gf, Gs, V, P, S, Gf, Gs and rows for teams like GROBINAS, RIGA FC II, SKANSTES SK, etc.

Moldavia table with columns Pt, Pg, V, P, S, Gf, Gs, V, P, S, Gf, Gs, V, P, S, Gf, Gs and rows for teams like SHERIFF TIRASPOL, PETROCUB, MILSAMI, etc.

Libano A

	TOTALE													CASA					FUORI				
	Pt	Pg	V	P	S	Gf	Gs	V	P	S	Gf	Gs	V	P	S	Gf	Gs						
1 NEJMEH SC	28	11	9	1	1	25	11	4	0	1	10	7	5	1	0	15	4						
2 AL AHED	28	11	9	1	1	31	6	4	0	1	15	3	5	1	0	16	3						
3 BOURJ	21	11	6	3	2	17	11	2	2	1	10	6	4	1	1	7	5						
4 AL ANSAR	20	11	5	5	1	20	13	2	2	1	6	5	3	3	0	14	8						
5 AL SAFA	17	11	4	5	2	22	17	2	2	1	11	7	2	3	1	11	10						
6 RACING BEIRUT	15	11	3	6	2	19	19	1	3	1	8	6	2	3	1	11	13						
7 SHABAB AL SAHEL	14	11	3	5	3	11	15	0	3	2	3	9	3	2	1	8	6						
8 TRIPOLI AC	12	11	3	3	5	11	13	3	3	5	11	13	0	0	0	0	0						
9 AL HIKMA	7	11	2	1	8	9	18	1	0	4	5	10	1	1	4	4	8						
10 AL AHLI NABATIYA	6	11	0	6	5	15	0	3	2	3	8	0	3	3	2	7	7						
11 AL TADAMON	5	11	1	2	8	5	16	1	1	3	4	7	0	1	5	1	9						
12 SHABAB GHAZIEH	5	11	1	2	8	5	26	1	1	3	4	9	0	1	5	1	17						

Lituania

	TOTALE													CASA					FUORI				
	Pt	Pg	V	P	S	Gf	Gs	V	P	S	Gf	Gs	V	P	S	Gf	Gs						
1 FK PANEVEZYS	87	36	26	9	1	64	14	13	5	0	31	6	13	4	1	33	8						
2 ZALGIRIS	75	36	23	6	7	67	28	12	3	3	35	14	11	3	4	32	14						
3 FA SIAULIAI	62	36	16	14	6	51	35	10	7	1	28	10	6	7	5	23	25						
4 ZALGIRIS KAUNAS	59	36	15	14	7	61	40	8	7	2	29	17	7	7	5	32	23						
5 HELGEMANN KAUNAS	59	36	18	5	13	62	43	10	4	5	36	18	8	1	8	26	25						
6 BANGA GARGZDAI	36	36	10	6	20	22	52	5	3	10	12	29	5	3	10	10	23						
7 SUDUVA	35	36	10	5	21	28	60	7	2	9	16	24	3	3	12	12	36						
8 DAINAVA ALYTUS	31	36	7	10	19	25	40	5	4	9	18	20	2	6	10	7	20						
9 FK RITERIAI	25	36	5	10	21	26	62	1	5	12	10	34	4	5	9	16	28						
10 DZIUGAS	25	36	4	13	19	25	57	2	6	10	15	29	2	7	9	10	28						

Lituania B

	TOTALE													CASA					FUORI				
	Pt	Pg	V	P	S	Gf	Gs	V	P	S	Gf	Gs	V	P	S	Gf	Gs						
1 TRANSINVEST	70	30	22	4	4	83	29	13	1	1	45	12	9	3	3	38	17						
2 BEI NFA	56	30	17	5	8	51	30	8	4	3	26	18	9	1	5	25	12						
3 NEVEZIS	51	30	14	9	7	47	32	10	4	1	30	13	4	5	6	17	19						
4 NEPTUNAS KLAIPEDA	51	30	14	9	7	57	33	8	5	2	30	10	6	4	5	27	23						
5 BABRUNGAS PLUNGE	51	30	15	6	9	60	49	9	2	4	35	22	6	4	5	25	27						
6 MINIJA	51	30	15	6	9	45	37	10	3	2	29	13	5	3	7	16	24						
7 RITERIAI B	46	30	13	7	10	49	33	6	4	5	22	15	7	3	5	27	18						
8 GARLIAVA	40	30	9	13	8	43	37	6	5	4	19	14	3	8	4	24	23						
9 FK EKTRANAS	39	30	11	6	13	42	49	5	4	6	19	23	6	2	7	23	26						
10 BFA VILNIUS	38	30	10	8	12	40	41	7	3	5	19	18	3	5	7	21	23						
11 SILAS	35	30	11	2	17	27	64	4	1	10	9	34	7	1	7	18	30						
12 SIAULIAI B	33	30	9	6	15	47	66	5	5	5	31	31	4	1	10	16	35						
13 ZALGIRIS 2	32	30	8	8	14	40	49	5	5	5	29	23	3	3	9	11	26						
14 FK PANEVEZYS 2	31	30	8	7	15	45	59	4	3	8	18	23	4	4	7	27	36						
15 VILNIUS ZALGIRIS B	28	30	7	7	16	46	66	4	3	8	31	38	3	4	8	15	28						
16 JONAVA	15	30	4	3	23	28	76	2	1	12	11	40	2	2	11	17	36						

Lituania C

	TOTALE													CASA					FUORI				
	Pt	Pg	V	P	S	Gf	Gs	V	P	S	Gf	Gs	V	P	S	Gf	Gs						
1 ATMOSFERA	71	30	22	5	3	85	25	13	1	1	47	11	9	4	2	38	14						
2 BANGA B	65	30	20	5	6	66	27	12	1	2	41	11	8	4	3	25	16						
3 HELGEMANN LITAUEN	65	30	20	5	8	37	34	12	2	1	50	18	8	3	4	37	16						
4 TAURAS TAURAGE	55	30	15	10	5	69	29	7	7	1	34	15	8	3	4	35	14						
5 SILUTE	54	30	16	6	8	67	37	11	1	3	46	18	5	5	5	21	19						
6 SUDUVA MARIJAMPOL	48	30	14	6	10	50	40	8	5	2	35	18	6	1	8	15	22						
7 KLAIPEDOS FSM	43	29	12	7	10	57	33	8	4	3	41	16	4	3	7	16	17						
8 FK DEMBAVA	42	30	13	3	14	53	64	9	2	4	29	20	4	1	10	24	44						
9 SVEIKATA	41	29	13	2	14	39	51	10	2	2	24	10	3	0	12	15	41						
10 FKS UKMERGE	34	29	10	4	15	53	55	8	3	4	37	22	2	1	11	16	33						
11 VILNIUS ZALGIRIS C	33	29	10	3	16	54	61	8	1	5	39	25	2	2	11	15	36						
12 VJFM FORTUNA KAUNAS	32	30	10	2	18	40	87	6	1	8	22	36	4	1	10	18	51						
13 DAINAVA B	26	29	8	2	19	44	58	5	1	9	26	27	3	1	10	18	31						
14 VILTIS VILNIUS	24	30	7	3	20	49	94	5	1	9	29	34	2	2	11	20	60						
15 SANED JONISKIS	24	27	8	0	19	29	99	5	0	8	13	33	3	0	11	16	66						
16 DZIUGAS B	17	30	4	5	21	35	83	4	2	9	18	32	0	3	12	17	51						

Lussemburgo

	TOTALE													CASA					FUORI				
	Pt	Pg	V	P	S	Gf	Gs	V	P	S	Gf	Gs	V	P	S	Gf	Gs						
1 DIFFERDANGE	65	28	19	8	1	69	20	12	2	0	42	6	7	6	1	27	14						
2 F91 DUDELANGE	58	28	18	4	6	56	32	12	2	0	35	11	6	2	6	21	21						
3 SWIFT HESPERANGE	55	28	16	7	5	60	34	7	6	1	25	15	9	1	4	35	19						
4 NIEDERKORN	52	28	15	7	6	51	32	11	2	1	30	10	4	5	5	21	22						
5 JEUNESSE	42	28	12	6	10	48	38	6	3	5	30	22	6	3	5	18	16						
6 UNA STRASSEN	41	28	10	11	7	39	36	5	7	2	19	17	5	4	5	20	19						
7 VICTORIA	38	28	10	8	10	41	44	6	1	7	20	23	4	7	3	21	21						
8 PETANGE	36	28	10	6	12	43	43	7	3	4	27	20	3	3	8	16	23						
9 MONDORF	34	28	9	7	12	48	52	7	2	5	27	23	2	5	7	21	29						
10 RACING LUSSEMBURG	34	28	10	4	14	41	56	5	2	7	20	29	5	2	7	21	27						
11 FC WILTZ 71	32	28	7	11	10	40	48	4	6	4	22	22	3	5	6	18	26						
12 MONDERCANGE	29	28	7	8	13	31	55	5	3	6	16	29	2	5	7	15	26						
13 KAERJENG	28	28	7	7	14	29	43	5	4	5	15	15	2	3	9	14	28						
14 MARSICA MERSCH	26	28	7	5	16	39	56	4	4	6	23	26	3	1	10	16	30						
15 FOLA ESCH	3	9	1	0	8	11	24	1	0	3	5	7	0	0	5	6	17						
16 SCHIFFLINGEN 95	22	28	5	7	16	32	54	4	5	5	20	24	1	2	11	12	30						

Portogallo Coppa di Lega Girone A

	TOTALE													CASA					FUORI				
	Pt	Pg	V	P	S	Gf	Gs	V	P	S	Gf	Gs	V	P	S	Gf	Gs						
1 SP. BRAGA	4	2	1	1	0	4	2	0	1	0	1	1	1	0	0	3	1						
2 CASA PIA	4	2	1	1	0	3	2	1	0	0	2	1	1	0	1	0	1						
3 NACIONAL	0	2	0	0	2	2	5	0	0	1	1	3	0	0	1	1	2						

Lussemburgo B

	TOTALE													CASA					FUORI				
	Pt	Pg	V	P	S	Gf	Gs	V	P	S	Gf	Gs	V	P	S	Gf	Gs						
1 BETTEMBOURG	54	28	17	3	8	63	39	9	1	4	32	19	8	2	4	31	20						
2 RODANGE	52	28	16	4	8	62	44	7	2	5	26	21	9	2	3	36	23						
3 HOSTERT	45	28	12	9	7	64	49	5	5	4	33	27	7	4	3	31	22						
4 ETZELLA	44	28	12	8	8	40	26	8	3	3	19	9	4	5	5	21	17						
5 RUMELANGE	44	28	12	8	8	52	47	6	6	2	29	24	6	2	6	23	23						
6 AVENIR BEGGEN	39	28	11	6	11	39	47	7	4	3	27	20	4	2	8	12	27						
7 MAMER	38	28	10	8	10	53	43	4	4	6	26	25	6	4	4	27	18						
8 BERDENIA	38	28	11	5	12	36	40	3	4	7	12	22	8	1	5	24	18						
9 ALISONTIA STEINSEL	38	28	11	5	12	47	52	6	0	8	24	27	5	5	4	23	25						
10 KOEP WORMELDANGE	36	28	11	3	14	39	43	7	1	6	22	19	4	2	8	17	24						
11 JEUNESSE CANACH	36	28	10	6	12	38	47	6	2	6	19	22	4	4	6	19	25						
12 RES WALTERDANGE	35	28	8	11	9	54	54	4	6	4	25	24	4	5	5	29	30						
13 GREVENMACHER	33	28	9	6	13	51	59	4	3	7	24	30	5	3	6	27	29						
14 YELLOW BOYS	33	28	8																				

		Marocco																	
		TOTALE						CASA						FUORI					
		Pt	Pg	V	P	S	Gf	Gs	V	P	S	Gf	Gs	V	P	S	Gf	Gs	
1	RAJA CASABLANCA	60	26	17	9	0	43	14	12	1	0	26	5	5	8	0	17	9	
2	RS BERKANE	46	26	12	10	4	33	17	8	4	1	22	9	4	6	3	11	8	
3	WYDAD	41	27	11	8	8	30	25	7	2	4	16	12	4	6	4	14	13	
4	FAR RABAT	39	27	10	9	8	27	26	4	7	3	11	12	6	2	5	16	14	
5	OLYMPIQUE SAFI	38	27	9	11	7	26	23	7	6	1	20	11	2	5	6	6	12	
6	UNION TOUARGA	37	27	10	7	10	29	29	6	3	4	15	13	4	4	6	14	16	
7	RENAISSANCE ZEMAMR	34	27	9	7	11	31	32	5	4	5	15	13	4	3	6	16	19	
8	MAGHRIB TETOUAN	34	27	7	13	7	25	24	3	9	2	12	9	4	4	5	13	15	
9	HASSANIA AGADIR	30	27	7	9	11	26	37	5	6	3	19	19	2	3	8	7	18	
10	MAGHREB A FES	30	27	7	9	11	30	32	5	3	5	16	15	2	6	6	14	17	
11	ITTIHAD TANGER	29	27	6	11	10	27	36	3	5	5	12	17	3	6	5	15	19	
12	JEUNESSE SALMI	27	27	7	6	14	26	39	4	6	4	17	17	3	0	10	9	22	
13	CHABAB MOHAMMEDIA	24	27	6	6	15	19	36	4	2	8	11	19	2	4	7	8	17	
14	MOULOUDIA OJIDA	24	27	5	9	13	19	41	4	4	5	12	18	1	5	8	7	23	
15	ATHLETIC YOUSOUFI	20	27	4	8	15	18	37	3	4	6	6	11	1	4	9	12	26	

		Messico II Div.																	
		TOTALE						CASA						FUORI					
		Pt	Pg	V	P	S	Gf	Gs	V	P	S	Gf	Gs	V	P	S	Gf	Gs	
1	VENADOS	32	14	10	2	2	25	10	4	2	0	7	2	6	0	2	18	8	
2	LEONES NEGROS	29	14	8	5	1	23	10	3	3	1	9	7	5	2	0	14	3	
3	ATLANTE	25	14	7	4	3	19	8	5	1	1	14	4	2	3	2	5	4	
4	CD TAPATIO	22	14	6	4	4	22	13	0	3	3	3	8	6	1	1	19	5	
5	CELAYA	22	14	6	4	4	21	15	4	1	3	14	10	2	3	1	7	5	
6	CANCUN FC	22	14	6	4	4	21	16	3	4	0	13	6	3	0	4	8	10	
7	CLUB ATLETICO LA PAZ	22	14	6	4	4	21	19	3	3	1	7	4	3	1	3	14	15	
8	MIN. ZACATECAS	19	14	5	4	5	20	19	3	1	3	11	10	2	3	2	9	9	
9	ALEBRIJES OAX.	19	14	5	4	5	18	22	2	4	1	9	10	3	0	4	9	12	
10	CIMARRONES SON.	17	14	4	5	5	19	18	2	2	4	13	13	2	3	1	6	5	
11	CORRECAMINOS	16	14	4	4	6	15	23	4	1	1	11	6	0	3	5	4	17	
12	TLAXCALA FC	13	14	3	4	7	11	23	2	0	5	4	13	1	4	2	7	10	
13	DORADOS	11	14	3	2	9	16	27	2	1	5	11	16	1	1	4	5	11	
14	ATLETICO MORELIA	10	14	2	4	8	16	23	1	0	5	7	11	1	4	3	9	12	
15	TEPATITLAN FC	8	14	2	2	10	9	30	2	2	4	7	16	0	0	6	2	14	

		Marocco B																	
		TOTALE						CASA						FUORI					
		Pt	Pg	V	P	S	Gf	Gs	V	P	S	Gf	Gs	V	P	S	Gf	Gs	
1	CODM MEKNES	51	25	15	6	4	30	19	10	1	2	18	10	5	5	2	12	9	
2	KAWKAB MARRAKECH	44	25	12	8	5	33	22	7	4	1	19	8	5	4	4	14	14	
3	MUSULMANE OJIDA	43	25	12	7	6	28	16	9	3	1	19	4	3	4	5	9	12	
4	HASSANI D'EL-JADIDA	43	25	11	10	4	23	16	8	3	2	16	10	3	7	2	7	6	
5	RAJA	37	25	9	10	6	42	27	6	5	1	21	8	3	5	5	21	19	
6	STADE MAROCAIN	37	25	9	10	6	30	29	7	5	0	19	7	2	5	6	11	22	
7	OL. KHOURIBGA	32	25	9	5	11	26	27	6	3	3	15	10	3	2	8	11	17	
8	MASSIRA	32	25	8	8	9	32	33	4	3	5	18	21	4	5	4	14	12	
9	CHABAB KHENIFRA	32	25	6	14	5	19	16	3	8	2	10	9	3	6	3	9	7	
10	OLYMPIQUE DCHEIRA	29	25	6	11	8	23	27	4	5	3	10	9	2	6	5	13	18	
11	CHABAB BEN GUERIR	28	25	5	13	7	21	23	2	9	2	11	10	3	4	5	10	13	
12	WYDAD FES	26	25	6	8	11	21	30	5	3	4	12	11	1	5	7	9	19	
13	RAPIDE OUED ZEM	26	25	5	11	9	18	23	4	6	3	11	10	1	5	6	7	13	
14	ITTIFAQ MARRAKECH	25	25	5	10	10	12	24	2	7	4	7	12	3	3	6	5	12	
15	RAC CASABLANCA	24	25	5	9	11	22	30	2	5	5	11	14	3	4	6	11	16	
16	SALE	18	25	4	6	15	22	40	4	3	6	15	17	0	3	9	7	23	

		Messico III Div. Girone A																	
		TOTALE						CASA						FUORI					
		Pt	Pg	V	P	S	Gf	Gs	V	P	S	Gf	Gs	V	P	S	Gf	Gs	
1	LOS CABOS UNITED	71	32	19	8	5	55	27	0	0	0	0	0	0	0	0	0	0	
2	CHIHUAHUA FC	63	24	18	4	2	38	6	0	0	0	0	0	0	0	0	0	5	
3	ALACRANES	67	32	17	11	4	53	22	0	0	0	0	0	0	0	1	0	0	
4	GAVILANES MATAMOROS	67	32	16	8	8	46	33	0	0	0	0	0	0	0	1	0	3	
5	CORRECAMINOS UAT	57	32	16	4	12	48	47	0	0	1	0	5	0	0	0	0	0	
6	TECOS	53	32	15	6	11	54	36	1	0	0	2	1	0	0	0	0	0	
7	LEONES NEGROS UDG	52	32	15	4	13	47	45	1	0	0	1	0	0	0	0	0	0	
8	CIMARRONES SONORA	48	32	13	8	11	32	31	0	0	0	0	0	0	0	0	0	0	
9	UA ZACATECAS	47	32	10	12	10	46	38	1	0	0	3	0	0	0	0	0	0	
10	ORGULLO REYNOSA	47	32	11	13	8	31	29	0	0	0	0	0	0	0	1	1	2	
11	TRITONES VALLARTA	47	32	11	11	10	33	27	1	0	0	2	0	0	0	0	0	0	
12	SALTILLO	46	32	11	12	9	30	31	0	0	0	0	0	0	1	0	1	1	
13	REAL DE ARTEAGA FC	45	32	11	8	13	42	41	0	0	0	0	0	0	0	1	0	2	
14	MINEROS DE FRESNILLO	40	32	10	10	12	38	41	0	1	0	1	1	0	0	0	0	0	
15	CLUB CALOR	37	32	9	8	15	31	50	0	0	0	0	0	0	0	1	0	1	
16	MEXICALI FC	29	32	8	5	19	22	56	0	0	0	0	0	0	0	0	0	0	
17	COLIMA FC	25	32	7	3	22	31	62	1	0	0	2	1	0	0	0	0	0	
18	CORAS TEPEC	21	32	6	3	23	25	48	0	0	0	0	0	0	0	1	1	2	

		Messico																	
		TOTALE						CASA						FUORI					
		Pt	Pg	V	P	S	Gf	Gs	V	P	S	Gf	Gs	V	P	S	Gf	Gs	
1	AMERICA	35	17	10	5	2	30	12	5	2	0	15	5	5	3	2	15	7	
2	CRUZ AZUL	33	17	10	3	4	23	14	6	0	1	2	15	7	4	2	8	7	
3	DEPORTIVO TOLUCA	32	17	9	5	3	38	23	7	0	1	20	5	2	5	2	18	18	
4	MONTERREY	32	17	9	5	3	32	19	5	3	1	17	10	4	2	2	15	9	
5	TIGRES	31	17	9	4	4	34	23	5	2	1	19	10	4	2	3	15	13	
6	CHIVAS GUADAL.	31	17	9	4	4	24	17	5	2	1	15	9	4	2	3	9	8	
7	PACHUCA	29	17	9	2	6	34	27	5	1	3	19	17	4	1	3	15	10	
8	PUMAS UNAM	27	17	7	6	4	27	22	6	3	0	18	7	1	3	4	9	15	
9	NECAXA	27	17	7	6	4	30	29	4	3	2	15	13	3	3	2	15	16	
10	QUERETARO	24	17	6	6	5	22	21	2	4	3	11	12	4	2	2	11	9	
11	CLUB LEON	24	17	7	3	7	23	25	4	0	4	11	11	3	3	3	12	14	
12	JUAREZ	16	17	4	4	9	19	26	2	4	3	10	14	2	0	6	9	12	
13	SAN LUIS	16	17	5	1	11	25	35	3	1	4	16	17	2	0	7	9	11	
14	MAZATLAN	16	17	4	4	9	21	32	3	2	3	10	12	1	2	6	7	10	
15	SANTOS LAGUNA	15	17	4	3	10	15	28	3	1	4	8	11	1	2	6	7	17	
16	TIJUANA	14	17	2	8	7	21	30	1	5	2	11	12	1	3	5	10	18	
17	ATLAS	14	17	3	5	9	21	31	3	2	5	11	14	0	3	4	10	17	
18	PUEBLA	5	17	1	2	14	18	43	1	2	6	11	19	0	0	8	7	24	

		Messico III Div. Girone B																	
		TOTALE						CASA						FUORI					
		Pt	Pg	V	P	S	Gf	Gs	V	P	S	Gf	Gs	V	P	S	Gf	Gs	
1	RACING P PALMEIRAS	77	32	23	5	4	46	18	0										

		Messico U23																		
		TOTALE							CASA							FUORI				
		Pt	Pg	V	P	S	Gf	Gs	V	P	S	Gf	Gs	V	P	S	Gf	Gs		
1	TIGRES UANL	34	17	10	4	3	27	15	7	2	0	17	1	3	2	3	10	14		
2	CHIVAS GUADALAJAR	32	17	9	5	3	30	22	4	4	1	16	11	5	1	2	14	11		
3	NECAXA	31	17	9	4	4	27	21	4	3	1	15	5	5	1	3	12	16		
4	CF PACHUCA	29	17	8	5	4	28	21	3	3	2	12	10	5	2	2	16	11		
5	CLUB AMERICA	27	17	8	3	6	31	24	4	1	4	19	14	4	2	2	12	10		
6	ATLAS FC	26	17	8	2	7	26	21	6	1	1	15	4	2	1	6	11	17		
7	CLUB SANTOS LAGUNA	25	17	7	4	6	29	25	6	2	1	20	6	1	2	5	9	19		
8	FC JUAREZ	25	17	6	7	4	21	21	5	2	1	14	8	1	5	3	7	13		
9	UNIVERSIDAD NACIONA	24	17	6	6	5	28	26	5	1	2	20	15	1	5	3	8	11		
10	MAZATLAN FC	23	17	6	5	6	26	24	5	1	3	16	8	1	4	3	10	16		
11	CLUB LEON	22	17	6	4	7	22	23	4	1	4	17	14	2	3	3	5	9		
12	CLUB TIJUANA CALIEN	22	17	5	7	5	28	25	5	3	1	16	8	0	4	4	9	20		
13	CRUZ AZUL	21	17	5	6	6	23	24	3	4	1	12	8	2	2	5	11	16		
14	DEPORTIVO TOLUCA	20	17	5	5	7	19	19	2	3	4	10	11	3	2	3	9	8		
15	PUEBLA FC	18	17	5	3	9	21	23	4	2	2	17	6	1	1	7	4	17		
16	RAYADOS MONTERREY	16	17	3	7	7	17	28	2	4	2	11	11	1	3	5	6	17		
17	G. BLANCOS QUERETA	16	17	2	6	9	17	36	2	4	2	10	10	0	2	7	7	26		
18	ATLETICO SAN LUIS	7	17	0	7	10	15	31	0	4	5	9	16	0	3	5	6	15		

		Norvegia A																		
		TOTALE							CASA							FUORI				
		Pt	Pg	V	P	S	Gf	Gs	V	P	S	Gf	Gs	V	P	S	Gf	Gs		
1	BODO GLIMT	70	30	22	4	4	78	38	12	2	1	39	16	10	2	3	39	22		
2	BRANN	61	30	19	4	7	55	35	12	2	1	35	15	7	2	6	20	20		
3	TROMSO	61	30	19	4	7	48	33	9	2	4	23	15	10	2	3	25	18		
4	VIKING	58	30	18	4	8	61	48	10	2	3	39	28	8	2	5	22	20		
5	MOLDE	51	30	15	6	9	65	39	9	3	3	37	16	6	3	6	28	23		
6	LILLESTROM	43	30	13	4	13	49	49	9	1	5	34	23	4	3	8	15	26		
7	STROMSGDSET	42	30	13	3	14	37	35	8	1	6	22	15	5	2	8	15	20		
8	SARPSBORG	41	30	12	5	13	55	52	8	2	5	35	24	4	3	8	20	28		
9	ROSENBERG	39	30	11	6	13	46	50	7	3	5	24	20	4	3	8	22	30		
10	ODD BK	38	30	10	8	12	42	44	7	4	4	22	15	3	4	8	20	29		
11	HAM KAM	34	30	10	4	16	39	59	6	3	6	21	22	4	1	10	18	37		
12	HAUGESUND	33	30	9	6	15	34	40	7	2	6	24	20	2	4	9	10	20		
13	SANDEFJORD	31	30	8	7	15	47	55	6	5	4	26	17	2	2	11	21	38		
14	VALERENGA	29	30	7	8	15	39	50	2	4	9	19	29	5	4	6	20	21		
15	STABAEK	29	30	7	8	15	30	48	6	3	6	17	16	1	5	9	13	32		
16	AALESUNDS	18	30	5	3	22	23	73	4	3	8	13	27	1	0	14	10	46		

		Montenegro																		
		TOTALE							CASA							FUORI				
		Pt	Pg	V	P	S	Gf	Gs	V	P	S	Gf	Gs	V	P	S	Gf	Gs		
1	DECIC	64	34	18	10	6	51	26	8	4	5	24	16	10	6	1	27	10		
2	BUDUCNOST	61	34	17	10	7	65	39	10	5	2	36	18	7	5	5	29	21		
3	FK MORNAR	58	34	15	13	6	43	32	9	6	2	23	11	6	7	4	20	21		
4	SUTJESKA	53	34	13	14	7	45	33	8	6	3	27	19	5	8	4	18	14		
5	FK JEZERO PLAV	48	34	13	9	12	39	36	7	4	6	22	16	6	5	6	17	20		
6	PETROVAC	45	34	10	15	9	37	35	6	9	2	22	17	4	6	7	15	18		
7	FK ARSENAL	39	34	8	15	11	39	54	4	8	5	23	26	4	7	6	16	28		
8	MILADOST DG	34	34	9	7	18	35	54	5	3	9	16	24	4	4	9	19	30		
9	JEDINSTVO BIJELO PO	28	34	6	11	17	37	53	5	5	7	19	23	1	6	10	18	30		
10	RUDAR	24	34	6	6	22	22	51	4	5	8	12	19	2	1	14	10	32		

		Norvegia B																		
		TOTALE							CASA							FUORI				
		Pt	Pg	V	P	S	Gf	Gs	V	P	S	Gf	Gs	V	P	S	Gf	Gs		
1	FREDRIKSTAD	64	30	18	10	2	50	23	10	4	1	26	9	8	6	1	24	14		
2	KFUM OSLO	58	30	17	7	6	51	31	10	3	2	27	12	7	4	4	24	19		
3	KONGSVINGER	52	30	16	4	10	53	39	8	2	5	28	18	8	2	5	25	21		
4	KRISTIANSUND	50	30	14	8	8	56	38	8	3	4	29	16	6	5	4	27	22		
5	START	46	30	12	10	8	49	36	10	4	1	32	14	2	6	7	17	22		
6	BRYNE	44	30	13	5	12	40	36	9	4	2	24	12	4	1	10	16	24		
7	SOGNDAL	43	30	12	7	11	45	45	7	4	4	25	21	5	3	7	20	24		
8	RANHEIM	40	30	12	4	14	36	53	6	2	7	22	31	6	2	7	14	22		
9	RAUFOSS	38	30	10	8	12	35	36	5	6	4	19	13	5	2	8	16	23		
10	MOSS	38	30	10	8	12	37	40	8	2	5	20	13	2	6	7	17	27		
11	SANDNES ULF	37	30	10	7	13	42	45	6	3	6	25	22	4	4	7	17	23		
12	ASANE	37	30	9	10	11	41	44	7	4	4	25	21	2	6	7	16	23		
13	MJONDALEN	37	30	10	7	13	39	42	5	4	6	22	19	5	3	7	17	23		
14	HODD	33	30	8	9	13	29	38	4	7	4	16	15	4	2	9	13	23		
15	JERV	31	30	8	7	15	40	59	4	4	7	18	25	4	3	8	22	34		
16	SKEID	14	30	3	5	22	24	62	2	2	11	15	33	1	3	11	9	29		

		Montenegro B																		
		TOTALE							CASA							FUORI				
		Pt	Pg	V	P	S	Gf	Gs	V	P	S	Gf	Gs	V	P	S	Gf	Gs		
1	BOKEKJ	74	34	22	8	4	61	25	12	4	1	35	13	10	4	3	26	12		
2	OTRANT-OL. ULCINJ	73	34	21	10	3	56	20	11	5	1	29	10	6	5	2	27	10		
3	PODGORICA	54	34	15	9	10	56	43	10	4	3	34	17	5	5	7	22	26		
4	GRBALJ	48	34	13	9	12	43	46	9	2	6	25	25	4	7	6	18	21		
5	IGALO	46	34	13	7	14	40	34	7	3	7	20	17	6	4	7	20	17		
6	ISKRA DANILOVGRAD	40	34	11	7	16	33	45	7	3	7	19	21	4	4	9	14	24		
7	KOM	38	34	11	5	18	43	54	6	4	7	22	22	5	1	11	21	32		
8	LOVCEN	38	34	9	11	14	34	57	5	7	5	17	21	4	4	9	17	36		
9	INTERN. PODGORICA	32	34	7	11	16	34	49	5	5	7	17	22	2	6	9	17	27		
10	BERANE	25	34	6	7	21	33	60	2	5	10	18	29	4	2	11	15	31		

		Norvegia III Div. Girone A																		
		TOTALE							CASA							FUORI				
		Pt	Pg	V	P	S	Gf	Gs	V	P	S	Gf	Gs	V	P	S	Gf	Gs		
1	EGERSUNDS	62	26	19	5	2	73	21	9	4	0	45	11	10	1	2	28	10		
2	LYN	62	26	20	2	4	74	23	12	0	1	45	9	8	2	3	29	14		
3	ARENDAL	44	26	13	5	8	55	38	9	2	3	24	11	4	3	6	21	27		
4	NOTODDEN	39	26	11	6	9	41	38	7	3	2	24	11	4	3	6	17	27		
5	GRORUD	36	26	9	8	9	31	27	6	2	5	17	14	3	7	3	14	13		
6	KJELSAS	35	26	9	8	9	25	28	5	4	4	15	12	4	4	5	10	16		
7	ORN HORTEN	33	26	9	6	11	41	40	5	4	4	23	13	4	2	7	18	27		
8	BRATTVAAG	33	26	9	6	11	39	41	5	3	5	23	23	4	3	6	16	18		
9	FLEKKEROY	32	26	9	5	12	33	35	5	2	6	19	16	4	3	6	14	19		
10	VALERENGA 2	31	26	10	1	15	33	68	7	1	5	20	23	3	0	10	13	45		
11	V. HAUGESUND	27	26	7	6	13	33	47	4	3	6	22	22	3	7	11	25	27		
12	TREAFF	26	26	7	5	14	31	64	3	3	7	16	29	4	2	7				

Norvegia IV Div. Girone B		TOTALE												CASA												FUORI											
		Pt	Pg	V	P	S	Gf	Gs	V	P	S	Gf	Gs	V	P	S	Gf	Gs	V	P	S	Gf	Gs														
1	EIDSVOLD	75	26	25	0	1	109	26	13	0	0	59	12	12	0	1	50	14																			
2	HONEFOSS	73	26	24	1	1	80	19	13	0	0	44	9	11	1	1	36	10																			
3	ELVERUM	52	26	16	4	6	67	41	10	1	2	35	19	6	3	4	32	22																			
4	HAM KAM 2	35	26	9	8	9	66	57	6	5	2	45	24	3	3	7	21	33																			
	MOLDE 2	35	26	10	5	11	55	59	8	2	3	34	24	2	3	8	21	35																			
	FUNNEFOSS/VORMSUND	35	26	10	5	11	50	54	7	2	4	26	16	3	3	7	24	38																			
	BRUMUNDDAL	35	26	9	8	9	44	59	7	3	3	27	20	2	5	6	17	39																			
8	FLORO	30	26	9	3	14	41	65	6	1	6	25	25	3	2	8	16	40																			
9	HODD 2	29	26	8	5	13	52	72	5	2	6	30	38	3	3	7	22	34																			
10	FOERDE	28	26	8	4	14	56	55	5	4	4	32	20	3	0	10	24	35																			
11	SPJELKAVIK	27	26	7	6	13	45	51	5	2	6	24	20	2	4	7	21	31																			
12	VOLDA	25	26	7	4	15	42	61	4	2	7	25	34	3	2	8	17	27																			
	SOGDAL 2	25	26	6	7	13	48	68	4	5	4	29	25	2	2	9	19	43																			
14	RAUFOSS 2	10	26	2	4	20	24	92	1	3	9	14	44	1	1	11	10	48																			

Nuova Zelanda Girone A		TOTALE												CASA												FUORI											
		Pt	Pg	V	P	S	Gf	Gs	V	P	S	Gf	Gs	V	P	S	Gf	Gs	V	P	S	Gf	Gs														
1	WELLINGTON OLYMPIC	23	9	7	2	0	35	15	4	1	0	21	8	3	1	0	14	7																			
2	WESTERN SUBURBS FC	28	18	8	4	6	40	34	4	1	4	21	17	4	3	2	19	17																			
3	WATERSIDE KARORI	24	18	7	3	8	44	40	3	1	5	19	20	4	2	3	25	20																			
	MIRAMAR RANGERS	24	18	8	0	10	37	43	4	0	5	18	22	4	0	5	19	21																			
	STOP OUT SC	24	18	7	3	8	37	47	5	1	3	20	21	2	2	5	17	26																			
6	WELLINGTON PHOENIX	9	9	3	0	6	19	24	1	0	3	6	9	2	0	3	13	15																			
7	NORTH WELLINGTON AFC	18	2	1	15	21	63	0	1	8	10	35	2	0	7	11	28																				
	NAPIER CITY ROVERS	7	9	2	1	6	13	27	1	0	3	5	10	1	1	3	8	17																			
9	WHANGANUI ATHLETIC	5	18	1	2	15	19	69	0	1	8	9	36	1	1	7	10	33																			
10	PETONE	1	9	0	1	8	6	22	0	0	4	2	10	0	1	4	4	12																			

Norvegia IV Div. Girone C		TOTALE												CASA												FUORI											
		Pt	Pg	V	P	S	Gf	Gs	V	P	S	Gf	Gs	V	P	S	Gf	Gs	V	P	S	Gf	Gs														
1	VIKING 2	64	26	20	4	2	78	25	10	2	1	43	10	10	2	1	35	15																			
2	VIDAR	57	26	18	3	5	79	42	10	2	1	48	18	8	1	4	31	24																			
3	BJJARG	52	26	17	1	8	60	40	8	0	5	30	21	9	1	3	30	19																			
4	DJERV 1919	51	26	15	6	5	71	43	7	3	3	35	21	8	3	2	36	22																			
5	BRODD	40	26	11	7	8	35	32	5	4	4	17	16	6	3	4	18	16																			
6	STORD	39	26	11	6	9	48	46	7	3	3	26	18	4	3	6	22	28																			
7	FROYA	31	26	7	10	9	35	36	3	5	5	16	15	4	5	4	19	21																			
8	SANDNES 2	30	26	8	6	12	47	50	6	3	4	29	20	2	3	8	18	30																			
	STAAL JORPELAND	30	26	8	6	12	49	65	5	1	7	29	35	3	5	5	20	30																			
10	LODDEFJORD	29	26	8	5	13	38	56	4	4	5	22	26	4	1	8	16	30																			
11	MADLA	28	26	7	7	12	43	53	5	5	3	26	22	2	2	9	17	31																			
12	FYLLINGSDALEN	27	26	8	3	15	44	63	5	1	7	29	30	3	2	8	15	33																			
13	EIGER	19	26	6	1	19	35	63	5	1	7	20	17	1	0	12	15	46																			
14	BREMNES	15	26	4	3	19	33	81	3	0	10	18	38	1	3	9	15	43																			

Nuova Zelanda Girone B		TOTALE												CASA												FUORI											
		Pt	Pg	V	P	S	Gf	Gs	V	P	S	Gf	Gs	V	P	S	Gf	Gs	V	P	S	Gf	Gs														
1	AUCKLAND CITY	21	9	7	0	2	19	12	3	0	2	10	9	4	0	0	9	3																			
2	EASTERN SUBURBS	15	9	4	3	2	23	11	2	1	2	10	5	2	2	0	13	6																			
3	WESTERN SPRINGS AFC	33	22	10	3	9	39	35	6	1	4	24	17	4	2	5	15	13																			
4	HAMILTON WANDERERS	32	22	8	6	8	39	49	5	4	2	19	16	3	2	6	20	33																			
5	MANUREWA AFC	13	9	4	1	4	16	20	1	1	2	11	14	3	0	2	5	6																			
6	WEST COAST RANGERS	26	22	8	2	12	33	49	6	1	4	19	20	2	1	8	14	29																			
7	AUCKLAND UNITED FC	10	9	2	4	3	15	17	0	3	2	10	13	2	1	1	5	4																			
8	BIRKENHEAD UNITED AFC	21	7	4	10	44	41	3	1	6	16	20	4	3	4	28	21																				
9	MELVILLE UNITED AFC	23	22	6	5	11	30	47	5	2	4	19	19	1	3	7	11	28																			
10	BAY OLYMPIC	15	22	4	3	15	33	55	3	1	7	20	26	1	2	8	13	29																			
	TAKAPUA AFC	15	22	4	3	15	23	50	1	1	9	12	32	3	2	6	11	18																			
12	MANUKAU UNITED FC	9	21	2	3	16	23	62	1	2	8	12	37	1	1	8	11	25																			

Norvegia IV Div. Girone D		TOTALE												CASA												FUORI											
		Pt	Pg	V	P	S	Gf	Gs	V	P	S	Gf	Gs	V	P	S	Gf	Gs	V	P	S	Gf	Gs														
1	TOENBERG	71	26	23	2	1	89	13	12	1	0	45	5	11	1	1	44	8																			
2	PORS GREN.	64	26	20	4	2	70	30	10	3	0	31	12	10	1	2	39	18																			
3	MANDALS KAMERATEN	47	26	14	5	7	55	31	6	4	3	28	16	8	1	4	27	15																			
4	ODDS 2	40	26	12	4	10	60	48	6	2	5	35	24	6	2	5	25	24																			
5	SPRINT JELOEY	38	26	12	2	12	58	40	7	2	4	38	17	5	0	8	20	23																			
	VINDBJART	38	26	10	8	8	58	49	6	3	4	34	28	4	5	4	24	21																			
7	SANDEFJORD 2	35	26	10	5	11	55	59	8	2	3	33	24	2	3	8	22	35																			
8	ASKOLLEN	34	26	11	1	14	53	72	9	0	4	37	30	2	1	10	16	42																			
9	FREDRIKSTAD 2	31	26	9	4	13	43	45	6	1	6	24	14	3	3	7	19	31																			
10	START 2	30	26	8	6	12	50	57	6	3	4	31	18	2	3	8	19	39																			
11	MJOENDALEN 2	28	26	8	4	14	43	67	6	1	6	29	31	2	3	8	14	36																			
12	HALSEN	26	26	7	5	14	44	63	5	3	5	25	28	2	2	9	19	35																			
13	DONN	20	26	6	2	18	38	87	5	2	6	18	27	1	0	12	20	60																			
14	RANDESUND	15	26	3	6	17	21	76	3	2	8	15	40	0	4	9	6	36																			

Nuova Zelanda Girone C		TOTALE												CASA												FUORI											
		Pt	Pg	V	P	S	Gf	Gs	V	P	S	Gf	Gs	V	P	S	Gf	Gs	V	P	S	Gf	Gs														
1	CHRISTCHURCH UNITED	16	9	5	1	3	18	16	3	0	2	10	7	2	1	1	8	9																			
2	COASTAL SPIRIT FC	31	18	10	1	7	30	36	5	1	3	15	15	5	0	4	15	21																			
3	DUNEDIN CITY ROYALS	29	18	8	5	5	44	29	5	2	2	23	14	3	3	3	21	15																			
4	CASHMERE TECHNICAL	13	9	4	1	4	24	24	2	1	1	10	8	2	0	3	14	16																			

Polonia A

	Pt	TOTALE										CASA					FUORI				
		Pt	Pg	V	P	S	Gf	Gs	V	P	S	Gf	Gs	V	P	S	Gf	Gs			
1 BIALYSTOK	60	33	17	9	7	74	45	11	3	2	43	16	6	6	5	31	29				
2 SLASK WROCLAW	60	33	17	9	7	48	30	9	4	4	27	14	8	5	3	21	16				
3 LEGIA VARSAVIA	53	32	14	11	7	48	38	7	6	3	24	16	7	5	4	24	22				
4 GORNIK ZABRZE	53	33	15	8	10	45	40	9	5	3	23	14	6	3	7	22	26				
5 CZESTOCHOWA	52	32	14	10	8	53	35	10	5	1	32	9	4	5	7	21	26				
6 LECH POZNAN	52	32	14	10	8	45	38	9	4	3	28	14	5	6	5	17	24				
7 POGON	52	33	15	7	11	58	38	8	2	6	34	25	7	5	5	24	13				
8 ZAGLEBIE LUBIN	44	32	12	8	12	40	47	6	5	5	17	17	6	3	7	23	30				
9 PIAST GLIWICE	43	33	9	16	8	38	34	7	7	3	25	15	2	9	5	13	19				
10 STAL MIELEC	43	33	11	10	12	40	45	8	6	3	25	17	3	4	9	15	28				
11 WIDZEW	42	32	12	6	14	41	44	9	0	7	20	20	3	6	7	21	24				
12 RADOMIAK RADOM	38	33	10	8	15	40	55	4	5	7	19	25	6	3	8	21	30				
13 PUSZCZA NIEPOL.	37	33	8	13	12	38	49	6	8	2	22	20	2	5	10	16	29				
14 WARTA POZNAN	37	32	9	10	13	33	39	5	5	6	17	17	4	5	7	16	22				
15 CRACOVIA	36	32	7	15	10	43	44	4	7	5	30	25	3	8	5	13	19				
16 KORONA KIELCE	35	33	7	14	12	38	43	6	8	3	28	20	1	6	9	10	23				
17 CHORZOW	29	33	5	14	12	38	55	3	7	6	19	22	2	7	8	19	33				
18 LODZ	21	32	5	6	21	30	71	4	5	7	20	31	1	1	14	10	40				

Polonia IV Div. Girone A

	Pt	TOTALE										CASA					FUORI				
		Pt	Pg	V	P	S	Gf	Gs	V	P	S	Gf	Gs	V	P	S	Gf	Gs			
1 GKS POGON	64	30	19	7	4	91	29	13	1	1	58	9	6	6	3	33	20				
2 LEGIA VARSAVIA II	58	30	17	7	6	62	36	14	0	1	40	10	3	7	5	22	26				
3 SKIERNIEWICE	56	30	16	8	6	67	39	7	5	2	32	22	9	3	4	35	17				
4 NOWY DWOR	50	30	13	11	6	60	39	6	7	3	31	18	7	4	3	29	21				
5 BELCHATOW	49	30	14	7	9	51	40	8	5	2	27	11	6	2	7	24	29				
6 TOMASZOW MAZOWIECKI	30	13	8	9	54	44	9	2	4	36	20	4	6	5	18	24					
7 PELIKAN LOWICZ	46	30	13	7	10	46	34	9	3	3	33	15	4	4	7	13	19				
8 BRON RADOM	43	30	11	10	9	34	37	7	5	3	19	10	4	5	6	15	27				
9 LOMZA	39	30	11	6	13	41	45	7	6	2	25	21	4	4	7	16	24				
10 WARTA SIERADZ	38	30	11	5	14	36	43	6	3	6	22	21	5	2	8	14	22				
11 SULEJOWEK	37	30	10	7	13	37	42	5	5	5	17	14	5	2	8	20	28				
12 WIKIELEC	37	30	9	10	11	28	43	5	5	5	15	15	4	5	6	13	28				
13 MKS MLAWIANKA MLAWA	30	9	9	12	37	43	7	3	5	25	26	2	6	7	12	27					
14 JAGIELLONIA II B.	36	30	10	6	14	43	51	6	4	5	28	21	4	2	9	15	30				
15 ZAMBROW	33	30	8	9	13	42	43	4	5	6	27	24	4	4	7	15	19				
16 CONCORDIA ELBLAG	30	30	8	6	16	36	84	5	6	4	22	25	3	0	12	14	59				
17 LEGIONOWO	25	30	7	4	19	37	64	5	1	9	24	29	2	3	10	13	35				
18 PILICA BIALOBRZEGI	19	30	4	7	19	26	72	1	5	9	11	35	3	2	10	15	37				

Polonia B

	Pt	TOTALE										CASA					FUORI				
		Pt	Pg	V	P	S	Gf	Gs	V	P	S	Gf	Gs	V	P	S	Gf	Gs			
1 LECHIA	65	32	20	5	7	57	29	13	2	1	35	7	7	3	6	22	22				
2 ARKA GDYNIA	62	32	18	8	6	51	31	11	4	1	30	13	7	4	5	21	18				
3 KATOWICE	59	33	17	8	8	67	35	11	3	3	39	12	6	5	5	28	23				
4 MOTOR LUBLIN	53	33	15	8	10	47	41	6	7	3	26	25	9	1	7	21	16				
5 GORNIK LECCZA	52	33	13	13	7	34	29	6	8	3	19	13	7	5	4	15	16				
6 WISLA PLOCK	51	33	14	9	10	45	44	11	2	3	28	15	3	7	7	17	29				
7 TYCHY	51	32	16	3	13	42	40	9	1	6	23	16	7	2	7	19	24				
8 WISLA CRACOVIA	50	33	13	11	9	62	47	8	4	4	35	20	5	7	5	27	27				
9 ODR A OPOLE	49	32	14	7	11	39	31	8	4	4	19	11	6	3	7	20	20				
10 LEGNICA	48	33	12	12	9	48	35	7	5	4	28	16	5	7	5	20	19				
11 STAL RZESZOW	48	33	14	6	13	52	58	7	3	6	30	27	7	3	7	22	31				
12 ZNICZ PRUSZKOW	42	33	12	6	15	34	42	7	3	7	18	17	5	3	8	16	25				
13 CHROBRY GLOGOW	36	32	9	9	14	32	49	6	3	7	16	25	3	6	7	16	24				
14 NIECIECZA	35	32	8	11	13	47	51	4	7	5	21	25	4	4	8	26	26				
15 POLONIA VARSAVIA	31	32	7	10	15	38	48	2	5	9	20	29	5	5	6	18	19				
16 CWKS RESOVIA	31	33	8	7	18	37	59	4	5	8	17	25	4	2	10	20	34				
17 TSP BIELSKO-BIALA	23	32	4	11	17	25	56	3	7	6	16	20	1	4	11	9	36				
18 SOSNOWIEC	16	33	2	10	21	21	53	1	4	12	12	30	1	6	9	9	23				

Polonia IV Div. Girone B

	Pt	TOTALE										CASA					FUORI				
		Pt	Pg	V	P	S	Gf	Gs	V	P	S	Gf	Gs	V	P	S	Gf	Gs			
1 SWIT SKOLWIN	73	30	23	4	3	61	14	14	1	0	40	6	9	3	3	21	8				
2 ELANA TORUN	59	30	17	8	5	46	20	11	3	2	27	8	6	5	3	19	12				
3 BLEKITNI STARGARD	55	30	17	4	9	74	50	7	3	5	39	26	10	1	4	35	24				
4 UNIA SWARZEDZ	54	30	16	6	8	54	41	10	3	2	30	16	6	3	6	24	25				
5 ZAWISZA BYDGOSZCZ	49	30	14	7	9	61	35	8	3	4	35	17	6	4	5	26	18				
6 POGON SZCZECIN II	48	30	15	3	12	61	52	9	1	5	32	26	6	2	7	29	26				
7 VINETA WOLIN	45	30	13	6	11	36	49	7	5	3	17	13	6	1	8	19	36				
8 NOTEC CZARNKOW	44	30	13	5	12	64	53	8	2	5	40	27	5	3	7	24	26				
9 SRODA	44	30	13	5	12	47	50	6	3	6	17	21	7	2	6	30	29				
10 POGON NOWE S.	43	30	12	7	11	49	46	5	4	6	28	28	7	3	5	21	18				
11 GEDANIA GDANSK	41	30	13	2	15	48	51	5	2	8	18	23	8	0	7	30	28				
12 CARTUSIA KARTUZY	40	30	11	7	12	52	43	6	4	5	27	19	5	3	7	25	24				
13 KLECZEW	39	30	11	6	13	48	54	7	2	6	28	28	4	4	7	20	26				
14 FLOTA SWINOUJSCIE	39	30	12	3	15	40	53	5	0	10	21	31	7	3	5	19	22				
15 STOLEM GNIEWINO	33	30	8	9	13	33	49	4	6	4	16	18	4	3	9	17	31				
16 KTS-K LUZINO	22	30	6	4	20	37	67	4	2	9	20	27	2	2	11	17	40				
17 UNIA SOLEC KUJAWSKI	21	30	6	3	21	35	70	4	2	9	20	31	2	1	12	15	39				
18 STAROGARIN GDANSK	13	30	2	7	21	36	85	0	2	13	16	46	2	5	8	20	39				

Polonia Femm.

	Pt	TOTALE										CASA					FUORI				
		Pt	Pg	V	P	S	Gf	Gs	V	P	S	Gf	Gs	V	P	S	Gf	Gs			
1 KATOWICE	48	20	15	3	2	48	15	10	0	0	26	4	5	3	2	22	11				
2 POGON SZCZECIN	45	20	14	3	3	54	16	6	2	2	24	8	8	1	1	30	8				
3 CZARNI SOSNOWIEC	40	20	12	4	4	51	21	7	3	0	29	8	5	1	4	22	13				
4 SMS LODZ	38	20	11	5	4	43	17	8	1	1	25	7	3	4	3	18	10				
5 APLG GDANSK	32	20	10	2	8	29	27	5	1	3	15	13	5	1	5	14	14				
6 SLASK WROCLAW	31	20	9	4	7	39	32	5	3	2	21	13	4	1	5	18	19				
7 GORNIK LECCZA	28	20	8	4	8	30	27	5	1	4	15	13	3	3	4	15	14				
8 POGON TCZEW	21	20	6	3	11	26	59	3	2	5	14	33	3	1	6	12	26				
9 BIELSKO-BIALA	16	20	4	4	12	22	35	3	2	5	11	12	1	2	7	11	23				
10 AZS UJ KRAKOW	15	20	3	6	11	25	41	3	4	4	17	17	0	2	7	8	24				
11 MEDYK KONIN	13	20	4	1	15	19	57	3	1	6	16	26	1	0	9	3	31				
12 STOMIL OLSZTYN	13	20	4	1	15	14	53	2	0	8	4	29	2	1	7	10	24				

Polonia IV Div. Girone C

	Pt	TOTALE										CASA					FUORI				
		Pt	Pg	V																	

Polonia U19

Pt	Pq	TOTALE										CASA					FUORI				
		V	P	S	Gf	Gs	V	P	S	Gf	Gs	V	P	S	Gf	Gs					
1	LECH POZNAN	54	27	16	6	5	54	31	10	4	0	33	13	6	2	5	21	18			
2	LEGIA VARSAVIA	52	27	16	4	7	68	41	11	1	1	40	14	5	3	6	28	27			
3	ZAGLEBIE LUBIN	47	27	15	2	10	52	39	7	1	6	30	21	8	1	4	22	18			
4	WARTA POZNAN	47	27	15	2	10	78	55	10	1	2	47	20	5	1	8	31	35			
5	JAGIELLONIA	44	27	13	5	9	58	45	8	1	4	30	17	5	4	5	28	28			
6	ZABRZE	44	27	13	5	9	51	43	9	1	3	32	14	4	4	6	19	29			
7	POLONIA VARSAVIA	43	27	11	10	6	47	36	6	3	5	24	17	5	7	1	23	19			
8	ARKA GDYNIA	43	28	14	1	13	53	44	10	0	4	37	16	4	1	9	16	28			
9	POGON SZCZECIN	37	28	9	10	9	51	51	6	5	3	27	22	3	5	6	24	29			
10	CRACOVIA KR.	35	27	10	5	12	56	67	6	3	5	35	32	4	2	7	21	35			
11	RAKOW CZESTOCHOWA	33	27	10	3	14	44	44	5	3	6	22	20	5	0	8	22	24			
12	ODRA OPOLE	32	27	9	5	13	41	60	5	3	6	23	26	4	2	7	18	34			
13	MKS KORONA KIELCE	30	27	8	6	13	47	67	6	4	4	27	24	2	2	9	20	33			
14	WISLA CRACOVIA	29	27	7	8	12	46	65	3	5	5	24	31	4	3	7	22	34			
15	WIDZEW LODZ	22	27	6	4	17	43	72	5	3	5	26	32	1	1	12	17	40			
16	SANDECIJA	19	27	5	4	18	36	75	4	2	7	21	28	1	2	11	15	47			

Portogallo D Girone B

Pt	Pq	TOTALE										CASA					FUORI				
		V	P	S	Gf	Gs	V	P	S	Gf	Gs	V	P	S	Gf	Gs					
1	AMARANTE FC	59	26	17	8	1	40	15	8	5	0	21	6	9	3	1	19	9			
2	SAO JOAO DE VER	45	26	12	9	5	27	18	7	4	2	18	8	5	5	3	9	10			
3	GONDOMAR	43	26	12	7	7	28	20	7	3	3	21	12	5	4	4	7	8			
4	AD MARCO 09	41	26	11	8	7	29	22	7	3	3	17	11	4	5	4	12	11			
5	REBORDOSA AC	36	26	8	12	6	27	23	5	5	3	10	10	3	7	3	12	13			
6	PAREDES	35	26	9	8	9	31	25	4	5	4	15	14	5	3	5	16	11			
7	SALGUEIROS PORTO	35	26	9	8	9	35	26	6	4	3	21	10	3	4	6	14	16			
8	GUIMARAES B	34	26	8	10	8	35	32	6	4	3	22	13	2	6	5	13	19			
9	BEIRA MAR	34	26	8	10	8	31	31	6	3	4	16	14	2	7	4	15	17			
10	FLORGRADE FC	33	26	8	9	9	24	24	4	6	3	11	8	4	3	6	13	16			
11	OL DOURO	26	26	6	8	12	25	33	3	4	6	11	17	3	4	6	14	16			
12	VALADARES GAIA	24	26	6	6	14	22	47	3	4	6	10	18	3	2	8	12	29			
13	ACDR LAMELAS	24	26	7	3	16	19	39	4	3	6	13	18	3	0	10	6	21			
14	VILA MEA	22	26	6	4	16	27	45	3	2	8	11	19	3	2	8	16	26			

Portogallo A

Pt	Pq	TOTALE										CASA					FUORI				
		V	P	S	Gf	Gs	V	P	S	Gf	Gs	V	P	S	Gf	Gs					
1	SP. LISBONA	90	34	29	3	2	96	29	17	0	0	57	11	12	3	2	39	18			
2	BENFICA	80	34	25	5	4	77	28	15	2	0	48	7	10	3	4	29	21			
3	PORTO	70	34	21	7	6	62	27	11	4	2	35	13	10	3	4	27	14			
4	SP. BRAGA	69	34	21	6	7	71	49	10	4	3	33	19	11	2	4	38	30			
5	V.GUIMARAES	63	34	19	6	9	52	38	11	2	4	31	18	8	4	5	21	20			
6	MOREIRENSE	55	34	16	7	11	36	35	8	4	5	20	18	8	3	6	16	17			
7	AROUCA	46	34	13	7	14	54	50	7	3	7	26	26	6	4	7	28	24			
8	FAMALICAO	42	34	10	12	12	37	41	6	6	5	21	21	4	6	7	16	20			
9	CASA PIA	38	34	10	8	16	38	50	3	5	9	10	18	7	3	7	28	32			
10	FARENSE	37	34	10	7	17	46	51	6	4	7	24	23	4	3	10	22	28			
11	RIO AVE	37	34	6	19	9	38	43	6	8	3	25	20	0	11	6	13	23			
12	GIL VICENTE	36	34	9	9	16	42	52	6	7	4	28	32	3	2	12	14	30			
13	ESTORIL	33	34	9	6	19	49	58	8	1	8	25	18	1	5	11	24	40			
14	E. AMADORA	33	34	7	12	15	33	53	6	3	8	22	27	1	9	7	11	26			
15	BOAVISTA	32	34	7	11	16	39	62	4	8	5	21	30	3	3	11	18	32			
16	PORTIMONENSE	32	34	8	8	18	39	72	3	6	8	18	31	5	2	10	21	41			
17	VIZELA	26	34	5	11	18	36	66	3	5	9	20	32	2	6	9	16	34			
18	CHAVES	23	34	5	8	21	31	72	3	4	10	21	37	2	4	11	10	35			

Portogallo D Girone C

Pt	Pq	TOTALE										CASA					FUORI				
		V	P	S	Gf	Gs	V	P	S	Gf	Gs	V	P	S	Gf	Gs					
1	SANTAREM	55	26	17	4	5	52	23	10	2	1	28	9	7	2	4	24	14			
2	SC LUSITANIA ANGRA	51	26	15	6	5	40	22	10	2	1	20	6	5	4	4	20	16			
3	MARINENSE	50	26	15	5	6	43	26	11	0	2	33	15	4	5	4	10	11			
4	CLUBE UNIAO 1919	38	26	11	5	10	30	26	7	2	4	16	12	4	3	6	14	14			
5	CASTELO	37	26	10	7	9	34	29	8	4	1	22	7	2	3	8	12	22			
6	FC ALVERCA B	37	26	10	7	9	32	20	6	2	5	22	10	4	5	4	10	10			
7	SERTANENSE	37	26	10	7	9	26	25	5	6	2	14	11	5	1	7	12	14			
8	MORTAGUA	37	26	10	7	9	30	36	7	2	4	16	15	3	5	5	14	21			
9	PENICHE	37	26	11	4	11	28	39	5	3	5	17	20	6	1	6	11	19			
10	FONTINHAS	32	26	9	5	12	23	32	6	2	5	15	14	3	3	7	8	18			
11	RABO DE PEIXE	31	26	8	7	11	31	32	4	5	4	14	13	4	2	7	17	19			
12	VITORIA SERNACHE	25	26	5	10	11	17	30	2	8	3	11	12	3	2	8	6	18			
13	CD GOUVEIA	21	26	5	6	15	35	48	3	3	7	17	23	2	3	8	18	25			
14	UNIAO DE TOMAR	17	26	5	2	19	20	53	5	0	8	9	20	0	2	11	11	33			

Portogallo B

Pt	Pq	TOTALE										CASA					FUORI				
		V	P	S	Gf	Gs	V	P	S	Gf	Gs	V	P	S	Gf	Gs					
1	SANTA CLARA	70	33	20	10	3	46	19	11	2	3	23	8	9	8	0	23	11			
2	NACIONAL	68	33	20	8	5	64	35	12	3	1	39	14	8	5	4	25	21			
3	AVS FUTEBOL SAD	64	33	20	4	9	50	33	9	2	5	20	15	11	2	4	30	18			
4	MARITIMO MADEIRA	63	33	18	9	6	50	27	8	6	3	26	14	10	3	3	24	13			
5	P.FERREIRA	52	34	14	10	10	42	35	9	3	5	25	17	5	7	5	17	18			
6	TORREENSE	48	34	13	9	12	40	37	7	4	6	22	18	6	5	6	18	19			
7	TONDELA	46	33	11	13	9	45	43	6	5	6	23	23	5	8	3	22	20			
8	BENFICA B	45	34	12	9	13	48	48	6	5	6	23	21	6	4	7	25	27			
9	CD MAFRA	44	33	11	11	10	40	50	5	6	6	17	19	6	5	5	23	21			
10	PORTO B	44	34	12	8	14	51	51	6	4	7	26	26	6	4	7	25	25			
11	LEIRIA	42	33	11	9	13	44	38	7	6	4	28	21	4	3	9	16	17			
12	AC. VISEU	42	33	9	15	9	34	36	5	8	3	17	14	4	7	6	17	22			
13	PENAFIEL	39	34	11	6	17	31	39	7	4	6	20	18	4	2	11	11	21			
14	OLIVEIRENSE	34	33	8	10	15	36	51	4	5	7	21	25	4	5	8	15	26			
15	LEIXOES	34	33	6	16	11	26	37	1	10	6	10	18	5	6	5	16	19			
16	FEIRENSE	31	34	8	7	19	31	49	7	4	6	19	20	1	3	13	12	29			
17	VILAVERDENSE	28	34	8	4	22	30	59	5	2	10	16	29	3	2	12	14	30			
18	BELENENSES	26	34	6	8	20	28	59	4	4	9	15	26	2	4	11	13	33			

Portogallo D Girone D

Pt	Pq	TOTALE										CASA					FUORI				
		V	P	S	Gf	Gs	V	P	S	Gf	Gs	V	P	S	Gf	Gs					
1	V.SETUBAL	53	26	16	5	5	45	21	9	1	3	27	10	7	4	2	18	11			
2	MONCARAPACHENSE	49	26	14	7	5	29	17	6	5	2	16	8	8	2	3	13	9			

Portogallo U19 Girone B

	TOTALE													CASA				FUORI			
	Pt	Pg	V	P	S	Gf	Gs	V	P	S	Gf	Gs	V	P	S	Gf	Gs				
1 BENFICA	55	22	18	1	3	61	17	9	1	1	37	10	9	0	2	24	7				
2 SP LISBONA	47	22	14	5	3	42	22	7	3	1	23	8	7	2	2	19	14				
3 SPORTING CLUBE FAR	45	22	10	7	5	25	22	7	3	1	16	7	3	4	4	9	15				
4 AC. VISEU	35	22	10	5	7	42	38	5	2	4	20	18	5	3	3	22	20				
5 BELENENSES	33	22	9	6	7	26	24	6	2	3	16	11	3	4	4	10	13				
6 SC BEIRA-MAR	30	22	9	3	10	38	37	4	2	5	19	17	5	1	5	19	20				
7 TORREENSE	29	22	8	5	9	21	26	5	2	4	12	11	3	3	5	9	15				
8 ALVERCA	27	22	6	9	7	30	33	4	4	3	16	15	2	5	4	14	18				
9 V.SETUBAL	25	22	6	7	9	30	33	5	2	4	20	15	1	5	5	10	18				
10 LUSITANIA	20	22	5	5	12	22	33	3	3	5	8	12	2	2	7	14	21				
11 ACADEMICA COIMBRA	13	22	3	4	15	22	46	2	3	6	12	18	1	1	9	10	28				
12 ESTORIL	13	22	2	7	13	23	51	2	5	4	19	22	0	2	9	4	29				

Qatar

	TOTALE													CASA				FUORI			
	Pt	Pg	V	P	S	Gf	Gs	V	P	S	Gf	Gs	V	P	S	Gf	Gs				
1 AL-SADD	13	5	4	1	0	14	4	2	1	0	8	2	2	0	0	6	2				
2 AL RAYYAN	47	22	15	2	5	50	26	9	1	1	29	8	6	1	4	21	18				
3 AL-GHARAF	44	22	13	5	4	53	36	6	4	1	26	16	7	1	3	27	20				
4 AL WAKRAH	38	22	11	5	6	40	30	6	2	3	21	18	5	3	3	19	12				
5 AL ARABI DOHA	29	22	7	8	7	42	38	3	4	4	19	20	4	4	3	23	18				
6 AL DUHAIL	28	22	8	4	10	42	45	4	3	4	22	21	4	1	6	20	24				
7 UMM-SALAL	28	22	7	7	8	32	37	3	2	6	16	20	4	5	2	16	17				
8 QATAR	25	22	7	4	11	39	47	3	2	6	22	29	4	2	5	17	18				
9 AL-SHAMAL	25	22	6	7	9	28	37	3	3	5	11	16	3	4	4	17	21				
10 AL AHLI DOHA	23	22	7	2	13	37	58	2	1	8	14	34	5	1	5	23	24				
11 AL MARKHIYA	18	22	5	3	14	20	50	2	1	8	9	22	3	2	6	11	28				
12 AL-MU AIDAR	14	22	3	5	14	34	57	1	4	6	18	28	2	1	8	16	29				

R. Ceca A

	TOTALE													CASA				FUORI			
	Pt	Pg	V	P	S	Gf	Gs	V	P	S	Gf	Gs	V	P	S	Gf	Gs				
1 SPARTA PRAGA	76	30	24	4	2	70	26	13	2	0	39	11	11	2	2	31	15				
2 SLAVIA PRAGA	72	30	22	6	2	62	23	12	2	1	36	12	10	4	1	26	11				
3 VIKTORIA PLZEN	62	30	19	5	6	67	33	10	2	3	36	16	9	3	3	31	17				
4 BANIK OSTRAVA	45	30	13	6	11	48	39	5	5	5	24	16	8	1	6	24	23				
5 MLADA BOLESLAV	44	30	12	8	10	50	46	8	2	5	29	22	4	6	5	21	24				
6 SLOVACKO UHERSKE	41	30	11	8	11	39	40	6	4	5	23	18	5	4	6	16	22				
7 SLOVAN LIBEREC	40	30	10	10	10	46	46	9	3	3	30	18	1	7	7	16	28				
8 SIGMA OLOMOUC	37	30	10	7	13	40	45	6	4	5	20	21	4	3	8	20	24				
9 HRADEC KRALOVE	37	30	9	10	11	32	38	7	4	4	23	17	2	6	7	9	21				
10 TEPLICE	36	30	9	9	12	31	40	5	7	3	15	11	4	2	9	16	29				
11 BOHEMIANS 1905	35	30	8	11	11	29	40	5	5	5	13	15	3	6	6	16	25				
12 FK JABLONEC	30	30	6	12	12	35	45	4	7	4	21	21	2	5	8	14	24				
13 PARDUBICE	28	30	7	7	16	29	42	2	5	8	12	17	5	2	8	17	25				
14 KARVINA	25	30	6	7	17	30	52	4	3	8	17	26	2	4	9	13	26				
15 FC ZLIN	25	30	5	10	15	36	61	4	6	5	24	30	1	4	10	12	31				
16 CESKE BUDEJOVICE	24	30	6	6	18	34	62	6	2	7	22	23	0	4	11	12	39				

R. Ceca B

	TOTALE													CASA				FUORI			
	Pt	Pg	V	P	S	Gf	Gs	V	P	S	Gf	Gs	V	P	S	Gf	Gs				
1 DUKLA PRAGUE	56	28	17	5	6	49	29	8	3	3	26	19	9	2	3	23	10				
2 SIGMA OLOMOUC B	51	28	16	3	9	44	36	8	1	5	20	15	8	2	4	24	21				
3 VYSKOV	46	28	13	7	8	45	36	9	3	2	28	16	4	4	6	17	20				
4 MAS TABORSKO	45	28	12	9	7	39	26	9	4	1	26	9	3	5	6	13	17				
5 CHRUDIM	39	28	10	9	9	46	44	8	3	3	27	19	2	6	6	19	25				
6 LISEN	38	28	9	11	8	33	32	5	6	3	17	11	4	5	5	16	21				
7 VLASIM	38	28	9	11	8	37	39	6	4	4	20	18	3	7	4	17	21				
8 SFC OPAVA	37	28	10	7	11	31	32	7	4	3	21	15	3	3	8	10	17				
9 SPARTA PRAGA B	36	28	10	6	12	50	50	7	2	5	27	20	3	4	7	23	30				
10 VIKTORIA ZIKOV	36	28	10	6	12	42	48	6	4	4	28	25	4	2	8	14	23				
11 JIHLAVA	35	28	9	8	11	40	40	6	5	3	27	19	3	3	8	13	21				
12 BRNO	35	28	10	5	13	35	37	4	2	8	13	15	6	3	5	22	22				
13 PRIBRAM	34	28	10	4	14	30	42	5	4	5	12	14	5	0	9	18	28				
14 VARNSDORF	33	28	7	12	9	49	48	5	7	2	32	24	2	5	7	17	24				
15 PROSTEJOV	31	28	9	4	15	37	51	7	1	6	22	18	2	3	9	15	33				
16 SLAVIA KROMERIZ	25	28	6	7	15	30	47	4	4	6	15	19	2	3	9	15	28				

R. Ceca III Div. Girone A

	TOTALE													CASA				FUORI			
	Pt	Pg	V	P	S	Gf	Gs	V	P	S	Gf	Gs	V	P	S	Gf	Gs				
1 OSTRAVA B	64	29	19	7	3	49	17	10	3	1	28	10	9	4	2	21	7				
2 KVIKOVICE	53	29	16	5	8	39	35	8	2	3	16	14	8	3	5	23	21				
3 HLUCIN	47	29	13	8	8	50	39	9	5	1	32	22	4	3	7	18	21				
4 SC ZNOJMO	47	29	13	8	8	47	38	8	3	3	26	16	5	5	5	21	22				
5 UNICOV	46	28	13	7	8	50	31	9	3	3	31	13	4	4	5	19	28				
6 TRINEC	40	27	12	4	11	50	45	8	1	4	31	20	4	3	7	19	25				
7 MFK KARVINA B	46	29	14	4	11	55	41	7	3	5	27	22	7	1	6	28	19				
8 HODONIN-SARDICE	44	29	12	8	9	38	38	7	2	6	17	18	5	6	3	21	20				
9 FK FRYDEK-MISTEK	42	29	11	9	9	40	30	7	4	4	21	11	4	5	5	19	19				
10 SLOVAN ROSICE	36	29	8	12	9	38	36	7	5	3	26	15	1	7	6	12	21				
11 BLANSKO	36	29	10	6	13	41	48	7	3	4	25	20	3	3	9	16	28				
12 START BRNO	36	29	10	6	13	39	48	4	3	7	18	25	6	3	6	21	23				
13 FASTAV ZLIN	35	28	9	8	11	33	33	6	4	5	18	17	3	4	6	15	16				
14 SLOVACKO B	31	29	7	10	12	31	33	5	7	3	21	13	2	3	9	10	20				
15 HRANICE	29	29	9	2	18	34	60	7	2	5	21	19	2	0	13	13	41				
16 UHERSKY BROD	27	29	6	9	14	30	57	5	5	4	20	19	1	4	10	10	38				
17 BFK FRYDLANT NAD	25	29	6	7	16	38	62	5	4	6	24	27	1	3	10	14	35				
18 TATRAN BOHUNICE	23	29	6	5	18	25	50	3	3	8	13	26	3	2	10	12	24				

R. Ceca III Div. Girone B

	TOTALE													CASA				FUORI			
	Pt	Pg	V	P	S	Gf	Gs	V	P	S	Gf	Gs	V	P	S	Gf	Gs				
1 SLAVIA PRAGUE B	61	27	19	4	4	72	22	11	2	0	36	6	8	2	4	36	16				
2 DOMAZLICE	58	27	18	4	5	62	24	11	1	2	40	12	7	3	3	22	12				
3 POVLTAVSKA	46	27	14	4	9	48	46	7	1	6	20	22	7	3	3	28	24				
4 HOSTOUN	42	27	13	3	11	37	39	9	0	4	19	16	4	3	7	18	23				
5 PLZEN B	41	26	11	8	7	52	42	9	3	1	32	17	2	5	6	20	25				
6 D. CESKE BUDEJOVICE	40	27	12	4	11	50	45	8	1	4	31	20	4	3	7	19	25				
7 FK MAS TABORSKO II	36	27	9	9	9	51	48	8	4	2	31	15	1	5	7	20	33				
8 DUKLA PRAGUE B	34	26	7	13	6	38	42	2	8	3	17	20	5	5	3	21	22				
9 MOTORLET	33	27	9	6	12	36	51	5	5	4	20	18	4	1	8	16	33				
10 BOHEMIANS PRAGUE B	32	26	8	8	10	37	42	4	4	4	24	22	4	4	6	13	20				
11 TJ PRESTICE	31	26	8	7	11	45	47	5	4	4	28	20	3	3	7	17	27				
12 ADMIRA PRAGUE	31	26	9	4																	

Rep. Ceca IV Div Girone C

	TOTALE													CASA				FUORI			
	Pt	Pg	V	P	S	Gf	Gs	V	P	S	Gf	Gs	V	P	S	Gf	Gs				
1 USTI N ORLICI	64	25	20	4	1	58	17	11	1	0	31	7	9	3	1	27	10				
2 BENATKY NAD JIZERO	58	25	19	1	5	45	22	10	1	2	28	9	9	0	3	17	13				
3 VELKE HAMRY	55	25	17	4	4	55	31	8	2	3	22	11	9	2	1	33	20				
4 MYTO	44	25	14	2	9	38	31	7	2	4	19	13	7	0	5	19	18				
5 TURNOV	43	25	13	4	8	48	29	9	2	2	33	13	4	2	6	15	16				
6 MFK CHRUDIM B	41	25	12	5	8	47	39	6	3	3	29	15	6	2	5	18	24				
7 BENESOV	37	25	12	1	12	46	41	6	0	7	29	21	6	1	5	17	20				
8 FC SLAVIA HK	33	25	10	3	12	38	44	6	1	6	22	16	4	2	6	16	28				
9 MFK TRUTNOV	32	25	9	5	11	40	40	6	3	3	21	15	3	2	8	19	25				
10 SK KOSMONOSY	29	25	8	5	12	36	47	5	2	5	22	21	3	3	7	14	26				
11 DOBOVICE	28	25	7	7	11	25	38	4	4	4	12	15	3	3	7	13	23				
12 HLINSKO	26	25	7	5	13	30	40	6	1	6	20	18	1	4	7	10	22				
13 RMSK CIDLINA	25	25	7	4	14	32	50	4	3	5	16	20	3	1	9	16	30				
14 TJ SPOJE PRAHA	24	25	6	6	13	30	42	4	2	6	19	21	2	4	7	11	21				
15 FK CASLAV	21	25	6	3	16	29	45	4	2	7	19	28	2	1	9	10	17				
16 LETOHRAD	9	25	2	3	20	16	57	2	2	8	7	21	0	1	12	9	36				

Rep. Ceca Winter League Girone D

	TOTALE													CASA				FUORI			
	Pt	Pg	V	P	S	Gf	Gs	V	P	S	Gf	Gs	V	P	S	Gf	Gs				
1 SIGMA OLOMOUC	6	2	2	0	0	5	2	0	0	0	0	0	0	0	0	0	0				
2 PROSTEJOV	3	2	1	0	1	4	3	0	0	0	0	0	0	0	0	0	0				
3 SFC OPAVA	3	2	1	0	1	2	2	0	0	0	0	0	0	0	0	0	0				
4 SLAVIA KROMERIZ	0	2	0	0	2	0	4	0	0	0	0	0	0	0	0	0	0				

Romania A

	TOTALE													CASA				FUORI			
	Pt	Pg	V	P	S	Gf	Gs	V	P	S	Gf	Gs	V	P	S	Gf	Gs				
1 ST. BUCAREST	64	30	19	7	4	53	28	10	3	2	26	12	9	4	2	27	16				
2 R.BUCAREST	55	30	15	10	5	55	32	10	2	3	36	18	5	8	2	19	14				
3 CFR CLUJ	53	30	15	8	7	54	29	10	4	1	29	16	6	5	4	6	25				
4 UNIVERSITATEA CRAIOVA	50	30	13	10	7	47	38	7	5	3	23	17	6	5	4	24	21				
5 SFANTU GHEORGHE	43	30	12	7	11	43	34	7	5	3	26	15	5	2	8	17	21				
6 CONSTANTA	43	30	11	10	9	37	38	5	7	3	20	16	6	3	6	17	22				
7 UNIV. CLUJ	42	30	10	12	8	35	38	5	4	6	14	19	5	8	2	19	19				
8 HERMANNSTADT	40	30	9	13	8	36	31	8	6	1	25	11	1	7	7	11	20				
9 UTA ARAD	40	30	10	10	10	36	43	7	5	3	22	19	3	5	7	14	24				
10 PETROLUL PLOIESTI	35	30	7	14	9	29	32	5	6	4	21	21	2	8	5	8	11				
11 OTELUL GALATI	34	30	6	16	8	31	36	2	8	5	13	19	4	8	3	18	17				
12 CSM IASI	33	30	7	12	11	33	44	4	7	4	17	20	3	5	7	16	24				
13 CRAIOVA	31	30	9	4	17	43	50	6	2	7	28	27	3	2	10	15	23				
14 D. BUCURESTI 1948	29	30	8	5	17	22	41	5	3	7	10	15	3	2	10	12	26				
15 VOLUNTARI	28	30	6	10	14	31	49	3	5	7	15	21	3	5	7	16	28				
16 BOTOSANI	21	30	3	12	15	30	52	2	8	5	14	20	1	4	10	16	32				

Rep. Ceca IV Div Girone D

	TOTALE													CASA				FUORI			
	Pt	Pg	V	P	S	Gf	Gs	V	P	S	Gf	Gs	V	P	S	Gf	Gs				
1 FC ZBROJOVKA BRNO	65	25	21	2	2	68	14	11	1	1	27	4	10	1	1	41	10				
2 SOKOL LANZHOT	50	25	15	5	5	58	29	9	1	3	29	12	6	4	2	29	17				
3 SK LISEN B	49	25	16	1	8	55	31	10	1	2	33	11	6	0	6	22	20				
4 VRCHOVINA	46	25	13	7	5	58	35	6	4	2	33	16	7	3	3	25	19				
5 HAVLICKUV BROD	39	25	10	9	6	38	28	5	5	2	18	12	5	4	4	20	16				
6 VELKA BITES	39	25	10	9	6	40	36	5	5	2	23	18	5	4	4	17	18				
7 TATRAN ZDIREC DOUBRAVA	38	25	10	6	8	32	29	6	3	4	21	17	4	3	4	11	12				
8 SLAVOJ POLNA	36	25	11	3	11	38	40	6	1	5	17	21	5	2	6	21	19				
9 Z. N. SAZAVOU	35	25	11	2	12	39	42	7	0	5	21	18	4	2	7	18	24				
10 AFC HUMPOLEC	32	25	9	5	11	32	41	8	1	3	21	11	1	4	8	14	30				
11 S. TASOVICE	27	25	8	3	14	35	49	5	2	6	21	25	3	1	8	14	24				
12 VELKE MEZIRICI	26	25	7	5	13	24	48	4	3	6	15	25	3	2	7	9	23				
13 PELHIMOV	23	25	5	8	12	26	39	3	3	6	16	18	2	5	6	10	21				
14 BRECLAV	21	24	5	6	13	30	47	2	5	4	14	19	3	1	9	16	28				
15 DALNICE SPERICE	20	25	5	5	15	28	56	4	2	7	17	30	1	3	8	11	26				
16 STARA RISE	12	25	2	6	17	22	59	1	4	8	12	28	1	2	9	10	31				

Romania B

	TOTALE													CASA				FUORI			
	Pt	Pg	V	P	S	Gf	Gs	V	P	S	Gf	Gs	V	P	S	Gf	Gs				
1 1599 SELIMBAR	42	19	12	6	1	23	9	7	1	1	15	8	5	5	0	8	1				
2 UNIREA 2004 SLOBOZIA	40	19	12	4	3	22	8	6	1	2	13	6	6	3	1	9	2				
3 CORVINUL	37	19	11	4	4	30	16	7	2	1	19	6	4	2	3	11	10				
4 BUZAU	34	19	10	4	5	31	21	5	2	2	16	11	5	2	3	15	10				
5 MIQVENI	33	19	9	6	4	20	9	5	3	2	14	7	4	3	2	6	2				
6 MIERCUREA CIUC	32	19	9	5	5	19	14	6	2	2	12	7	3	3	3	7	7				
7 CEHLAUL PIATRA	31	19	9	4	6	30	17	6	2	1	18	2	3	2	5	12	15				
8 STEAUA BUCURESTI	28	19	7	7	5	27	24	5	3	1	17	7	2	4	4	20	17				
9 C. TARGOVISTE	28	19	7	7	5	27	14	4	4	2	17	7	3	3	3	10	7				
10 RESITA	27	19	7	6	6	28	25	6	3	1	20	8	1	3	5	8	17				
11 METALOGLOBUS	26	19	6	8	5	20	22	4	4	2	14	11	2	4	3	6	11				
12 CONCORDIA CHIAJNA	25	19	6	7	6	24	18	3	2	4	4	6	3	5	2	20	12				
13 SLATINA	25	19	6	7	6	16	18	3	4	2	7	4	3	3	4	9	14				
14 FC ARGES	24	19	6	6	7	17	16	4	3	2	7	4	2	3	5	10	12				
15 DUMBRAVITA	23	19	6	5	8	19	22	2	5	2	11	7	4	0	6	8	15				
16 VIITORUL TARGU JIU	23	19	5	8	6	16	28	3	4	3	9	12	2	4	3	7	16				
17 TUNARI	16	19	3	7	9	16	32	1	5	4	5	10	2	2	5	11	22				
18 UNIREA DEJ	13	19	4	1	14	13	35	2	1	7	8	20	2	0	7	5	15				
19 CSM ALEXANDRIA	9	19	2	3	14	10	29	0	2	7	4	15	2	1	7	6	14				
20 PROGRESUL SPARTAC	1	19	0	1	18	9	50	0	0	10	7	32	0	1	8	2	18				

Rep. Ceca IV Div Girone E

	TOTALE													CASA				FUORI			
	Pt	Pg	V	P	S	Gf	Gs	V	P	S	Gf	Gs	V	P	S	Gf	Gs				
1 STRANI	60	25	19	3	3	67	24	11	0	1	35	10	8	3	2	32	14				
2 KOZLOVICE	54	25	16	6	3	52	23	8	4	1	30	14	8	2	2	22	9				
3 SLOVAN BZENEC	49	25	15	4	6	64	26	12	0	1	42	7	3	4	5	22	19				
4 FC VSETIN	47	26	14	5	7	54	32	8	2	2	27	13	6	3	5	27	19				
5 SFK ELKO HOLESOV	40	24	13	1	10	63	40	7	0	4	36	19	6	1	6	27	21				
6 FC TVD SLAVICIN	39	25	12	3	10	38	46	7	2	4	22	16	5	1	6	16	30				
7 STERNBERK	38	25	11	5	9	37	42	6	3	4	18	20	5	2	5	19	22				
8 RYMAROV	29	25	7	8	10	40	49	3	5	4	21	21	4	3	6	19	28				
9 FK NOVY JICIN	28	25	8	4	13	24	51	4	3	6	12	26	4	1	7	12	25				
10 TATRAN VSECHOVICE	27	25	7	6	12	58	57	6	3	4	39	26	1	3	8	19	31				
11 KOSTELEC NA HANE	27	25	9	0	16	35	58	6	0	6	22	27	3	0	10	13	31				
12 TJ SKASTICE	25	25	6	7	12	30	46	4	6	3	21	17	2	1	9	9	29				
13 HFK OLOMOUC	24	25	6	6	13	25	44	3	2	7	10	18	3	4	6	15	26				
14 TJ MILO OLOMOUC	24	25	6	6	13	30	42														

Russia A Femm.

	TOTALE													CASA				FUORI			
	Pt	Pg	V	P	S	Gf	Gs	V	P	S	Gf	Gs	V	P	S	Gf	Gs				
1 CSKA MOSCA	63	22	21	0	1	72	11	10	0	1	34	7	11	0	0	38	4				
2 ZENIT	57	22	18	3	1	53	8	8	2	1	20	4	10	1	0	33	4				
3 LOKOM. MOSCA	50	22	16	2	4	52	11	8	1	2	23	7	8	1	2	29	4				
4 DINAMO MOSCA	41	22	13	2	7	34	26	6	1	4	17	15	7	1	3	17	11				
5 ZVEZDA	38	22	11	5	6	29	19	7	2	2	21	10	4	3	4	8	9				
6 RYAZAN	29	22	9	2	11	19	31	5	1	5	9	12	4	1	6	10	19				
7 ROSTOV	23	22	6	5	11	27	40	3	3	5	14	18	3	2	6	13	22				
8 KRASNODAR	21	22	5	6	11	23	26	3	3	5	13	14	2	3	6	10	12				
9 CHERTANOVO	21	22	5	6	11	16	30	4	1	6	8	16	1	5	5	8	14				
10 YENISEY	17	22	5	2	15	14	35	4	1	6	9	12	1	1	9	5	23				
11 KAZAN	10	22	2	4	16	13	50	1	3	7	7	26	1	1	9	6	21				
12 KRYLYA SOVETOV SAMARA	2	22	1	3	18	6	71	0	2	9	2	40	1	1	9	4	31				

Russia C Girone D

	TOTALE													CASA				FUORI			
	Pt	Pg	V	P	S	Gf	Gs	V	P	S	Gf	Gs	V	P	S	Gf	Gs				
1 KHIMIK DZERZHINSK	44	17	14	2	1	33	15	6	2	0	13	6	8	0	1	20	9				
2 ST PETERSBURG	37	17	11	4	2	34	11	7	1	1	22	8	4	3	1	12	3				
FC IRKUTSK 2020	37	17	11	4	2	23	9	6	2	0	13	2	5	2	2	10	7				
4 DINAMO MOSCA	30	17	9	3	5	30	23	4	1	3	16	13	5	2	2	14	10				
5 KIROV	29	17	9	2	6	27	19	6	1	1	15	6	3	1	5	12	13				
6 RODINA-M	27	17	8	3	6	22	21	3	2	3	7	8	5	1	3	15	13				
7 ZORKIY KRASNOGORSK	25	17	7	4	6	16	17	2	3	4	7	12	5	1	2	9	5				
8 BALTICA-BFU K.	25	17	7	4	6	23	21	4	3	2	11	10	3	1	4	12	11				
9 DINAMO ST PETERSBURG	23	17	7	2	8	19	18	4	1	4	7	8	3	1	4	12	10				
10 DINAMO VOLOGDA	22	17	6	4	7	17	17	5	0	4	12	10	1	4	3	5	7				
11 ENERGIYA V.LUKI	20	17	5	5	7	18	21	4	2	3	12	12	1	3	4	6	9				
12 ZVEZDA	20	17	6	2	9	41	31	2	1	6	22	17	4	1	3	19	14				
13 ZNAMYA TRUDA	20	17	5	5	7	20	25	2	3	3	8	10	3	2	4	12	15				
14 VLADIMIR	15	17	4	3	10	21	32	1	2	6	9	19	3	1	4	12	13				
15 YENISEY KRASNOYARSK	15	17	3	6	8	21	37	1	4	4	13	18	2	2	4	8	19				
16 TVER	15	17	4	3	10	16	23	2	1	5	6	11	2	2	5	10	12				
17 EL. VELIKIY NOVGOROD	13	17	4	1	12	11	38	3	1	4	8	15	1	0	8	3	23				
18 TORPEDO-M	11	17	2	5	10	11	25	1	1	6	3	14	1	4	4	8	11				

Russia B

	TOTALE													CASA				FUORI			
	Pt	Pg	V	P	S	Gf	Gs	V	P	S	Gf	Gs	V	P	S	Gf	Gs				
1 BC KHIMIK	60	32	18	6	8	53	38	8	5	3	25	18	10	1	5	28	20				
2 DYNAMO-MAKHACHKALA	58	32	17	7	8	35	17	11	2	3	22	6	6	5	5	13	11				
3 AKRON TOLYATTI	56	32	16	8	8	46	24	9	3	4	28	12	7	5	4	18	12				
4 ARSENAL TULA	52	32	12	16	4	38	24	9	6	1	21	7	3	10	3	17	17				
5 RODINA MOSCOW	52	32	14	10	8	50	29	8	4	4	25	13	6	6	4	25	16				
6 SHINNIK YAROSLAVL	47	32	13	8	11	37	40	7	5	4	19	17	6	3	7	18	23				
7 TYUMEN	45	32	12	9	11	34	33	7	4	5	19	14	5	5	6	15	19				
8 YENISEY	45	32	13	6	13	51	40	10	2	4	36	19	3	4	9	15	21				
9 ALANIA VLADIKAVKAZ	43	32	10	13	9	39	42	7	5	4	21	16	3	8	5	18	26				
10 TORPEDO MOSCA	43	32	11	10	11	29	30	7	5	4	16	13	4	5	7	13	17				
11 NEFTEKHIMIK	42	32	11	9	12	30	30	5	6	5	15	16	6	3	7	15	14				
12 KAMAZ NABEREZHNYE	41	32	10	11	11	29	32	8	6	2	22	13	2	5	9	7	19				
13 SKA-KHABAROVSK	41	32	11	8	13	32	33	10	4	2	24	9	1	4	11	8	24				
14 CHERNOMORETS	35	32	7	14	11	29	34	5	6	5	18	14	2	8	6	11	20				
15 SOKOL SARATOV	32	32	8	8	16	29	52	5	5	6	13	19	3	3	10	16	33				
16 LENINGRADETS	31	32	7	10	15	23	40	1	6	9	10	23	6	4	6	13	17				
17 VOLGAR ASTRAKHAN	31	32	6	13	13	27	43	3	6	7	14	24	3	7	6	13	19				
18 KUBAN KRASNODAR	23	32	5	8	19	20	50	3	7	6	13	17	2	1	13	7	33				

Russia C Girone F

	TOTALE													CASA				FUORI			
	Pt	Pg	V	P	S	Gf	Gs	V	P	S	Gf	Gs	V	P	S	Gf	Gs				
1 KRASNODAR-2	33	18	9	6	3	27	20	4	3	2	15	10	5	3	1	12	10				
2 UFA	31	18	9	4	5	23	10	6	2	1	14	4	3	2	4	9	6				
3 R. VOLGOGRAD	28	18	7	7	4	21	17	4	4	1	14	7	3	3	3	7	10				
4 MUROM	24	18	6	6	6	24	26	4	1	4	11	14	2	5	2	13	12				
5 VELES	24	18	6	6	6	16	21	4	5	0	11	4	2	1	6	5	17				
6 CHAYKA	23	18	6	5	7	23	21	3	2	4	12	10	3	3	3	11	11				
7 VOLGA ULYANOVSK	23	18	6	5	7	15	18	3	2	4	8	11	3	3	3	7	7				
8 OMSK	23	18	6	5	7	15	15	3	3	3	7	7	3	2	4	8	8				
9 D. BRYANSK	22	18	6	4	8	18	22	4	2	3	8	8	2	2	5	10	14				
10 SPARTAK KOSTROMA	13	18	3	4	11	13	25	2	2	5	8	12	1	2	6	5	13				

Russia C Girone A

	TOTALE													CASA				FUORI			
	Pt	Pg	V	P	S	Gf	Gs	V	P	S	Gf	Gs	V	P	S	Gf	Gs				
1 KUBAN	24	12	8	0	4	20	8	4	0	2	15	5	4	0	2	5	3				
2 MAYKOP	23	12	7	2	3	8	9	4	0	2	5	6	3	2	1	3	3				
3 FC RUBIN YALTA	21	12	6	3	3	19	12	3	2	1	9	6	3	1	2	10	6				
4 SEVASTOPOL	20	12	6	2	4	11	13	4	1	1	6	2	2	1	3	5	11				
5 BIOLOG	15	12	4	3	5	14	12	1	2	3	4	6	3	1	2	10	6				
6 SKA ROSTOV	13	12	4	1	7	10	14	1	0	5	2	8	3	1	2	8	6				
7 DIN. STAVROPOL	4	12	1	1	10	3	17	0	1	5	1	10	1	0	5	2	7				

Russia C Girone G

	TOTALE													CASA				FUORI			
	Pt	Pg	V	P	S	Gf	Gs	V	P	S	Gf	Gs	V	P	S	Gf	Gs				
1 NOVOSIBIRSK	35	18	10	5	3	22	13	7	1	1	14	6	3	4	2	8	7				
2 RODINA-2	32	18	9	5	4	17	13	7	1	1	14	5	2	4	3	3	8				
3 M. LIPETS	27	18	7	6	5	19	20	3	5	1	7	6	4	1	4	12	14				
4 CHELYABINSK	26	18	7	5	6	19	16	6	1	2	13	8	1	4	4	6	8				
5 TEKSTILSHIK IVANOV	25	18	6	7	5	25	18	5	3	1	18	5	1	4	4	7	13				
6 AVANGARD KURSK	25	18	7	4	7	27	19	3	4	2	18	10	4	0	5	9	9				
7 FORTE TAGANROG	24	18	7	3	8	24	27	6	1	2	15	9	1	2	6	9	18				
8 AMKAR PERM	24	18	6	6	6	19	17	3	4	2	9	5	3	2	4	10	12				
9 CHERTANOVO MOSCOW	22	18	5	7	6	21	18	4	4	1	15	5	1	3	5	6	13				
10 SALYUT BELGOROD	5	18	1	2	15	14	46	1	1	7	7	18	0	1	8	7	28				

Russia C Girone B

	TOTALE													CASA				FUORI			
	Pt	Pg	V	P	S	Gf	Gs	V	P	S	Gf	Gs	V	P	S	Gf	Gs				
1 MASHUK	28	12	9	1	2	21	9	3	1	2	10	6	6	0	0	11	3				
2 LEGION DYNAMO MAK	23	12	6	5	1	20	11	3	2	1	10	6	3	3	0	10	5				
3 FC ASTRAKHAN	18	12	5	3	4	21	15	3	2	1	12	6	2	1	3	9	9				
4 SPARTAK NALCHIK	17	12	5	2	5	16	16	3	1	2	10	7	2	1	3	6	9				
5 ALANIA VLADIKAVKAZ	12	12	3	2	7	17	31	2	1	3	12	13	1	1	4	5	18				
6 DYNAMO2 MAKHACHKALA	12	2	5	10	13	1	2	3	3	5	1	3	2	7	7	8	8				
7 POBEDA KHASAVYURT	8	12	2	2	8	13	23	1	1	4	7	11	1	1	4	6	12				

Russia Cup Girone A

	TOTALE													CASA				FUORI			
	Pt	Pg	V	P	S	Gf	Gs	V	P	S	Gf	Gs	V	P	S	Gf	Gs				
1 CSKA MOSCA	11	6	2	3	1	11	5	1	1	1	4	4	1	2	0	7					

Russia Giovanili		TOTALE												CASA												FUORI											
Pt	Pg	V	P	S	Gf	Gs	V	P	S	Gf	Gs	V	P	S	Gf	Gs	V	P	S	Gf	Gs																
1	LOKOMOTIV MOSCA	52	19	17	1	1	62	11	8	0	1	33	7	9	1	0	29	4																			
2	ZENIT S.PIETROBURGO	46	19	15	1	3	54	25	8	1	1	36	15	7	0	2	18	10																			
3	ROSTOV	46	19	15	1	3	57	22	9	0	1	31	9	6	1	2	26	13																			
4	SOCHI U19	39	19	13	0	6	37	24	6	0	3	15	12	7	0	3	22	12																			
	SP. MOSCA U19	39	19	12	3	4	48	18	6	1	2	29	10	6	2	2	19	8																			
6	CSKA MOSCA	37	19	12	1	6	35	22	6	0	3	17	11	6	1	3	18	11																			
7	CHERTANOV	31	19	9	4	6	35	26	6	3	1	22	9	3	1	5	13	17																			
8	FC KRASNODAR	30	19	9	3	7	34	20	5	3	2	22	9	4	0	5	12	11																			
9	UOR-5	29	19	9	2	8	36	44	5	1	4	15	23	4	1	4	21	21																			
10	NIZHNY NOVGOROD	28	19	9	1	9	26	27	5	1	3	13	12	4	0	6	13	15																			
11	DINAMO MOSCA	27	19	8	3	8	27	24	6	2	2	16	7	2	1	6	11	17																			
12	SAMARA SOVETOV	24	19	7	3	9	27	32	3	1	5	15	16	4	2	4	12	16																			
13	RUBIN KAZAN	21	19	6	3	10	28	32	2	1	6	6	12	4	2	4	22	20																			
14	FC FSHM MOSCOW	18	19	5	3	11	28	40	4	2	4	18	20	1	1	7	6	20																			
15	AKHMAT GROZNY	16	19	4	4	11	13	37	3	2	5	9	22	1	2	6	4	15																			
16	FAKEL VORONEZH YOUTH	19	3	6	10	15	27	2	3	5	6	12	1	3	5	9	15																				
17	KONOPLEV	14	19	4	2	13	23	55	3	0	6	12	19	1	2	7	11	36																			
18	BALTIKA KALINING.	13	19	3	4	12	26	40	2	2	5	14	15	1	2	7	12	25																			
19	URAL U19	11	19	3	2	14	19	48	3	1	6	10	21	0	1	8	9	27																			
20	ORENBURG U21	9	19	2	3	14	11	63	1	1	7	5	32	1	2	7	6	31																			

Scozia Coppa di Lega Girone C		TOTALE												CASA												FUORI											
Pt	Pg	V	P	S	Gf	Gs	V	P	S	Gf	Gs	V	P	S	Gf	Gs	V	P	S	Gf	Gs																
1	LIVINGSTON	10	4	3	1	0	11	5	1	1	0	3	5	2	0	0	8	0																			
2	HAMILTON	9	4	2	2	0	13	9	1	1	0	5	6	1	1	0	8	3																			
3	COVE RANGERS	8	4	2	1	1	14	13	1	0	1	5	7	1	1	0	9	6																			
4	BRECHIN CITY	3	4	1	0	3	4	8	0	0	2	2	6	1	0	1	2	2																			
5	CLYDE	0	4	0	0	4	4	11	0	0	2	2	5	0	0	2	2	6																			

Scozia Coppa di Lega Girone D		TOTALE												CASA												FUORI											
Pt	Pg	V	P	S	Gf	Gs	V	P	S	Gf	Gs	V	P	S	Gf	Gs	V	P	S	Gf	Gs																
1	ROSS COUNTY	10	4	3	1	0	16	10	1	1	0	8	8	2	0	0	8	2																			
2	GREENOCK MORTON	9	4	3	0	1	11	4	2	0	0	4	1	1	0	1	4	3																			
3	KELTY HEARTS	8	4	2	1	1	15	12	1	0	1	3	3	1	1	0	12	9																			
4	STRANRAER	3	4	1	0	3	3	11	1	0	1	3	6	0	0	2	0	5																			
5	EDINBURGH CITY	0	4	0	0	4	6	14	0	0	2	4	8	0	0	2	2	6																			

Scozia Coppa di Lega Girone E		TOTALE												CASA												FUORI											
Pt	Pg	V	P	S	Gf	Gs	V	P	S	Gf	Gs	V	P	S	Gf	Gs	V	P	S	Gf	Gs																
1	AIRDRIEONIANS	12	4	4	0	0	7	2	2	0	0	3	0	2	0	0	4	2																			
2	DUNDEE FC	9	4	3	0	1	5	2	2	0	0	4	1	1	0	1	1	1																			
3	DUMBARTON	5	4	1	1	2	7	9	1	1	0	6	4	0	0	2	1	5																			
4	INVERNESS	3	4	1	0	3	5	7	1	0	1	4	4	0	0	2	1	3																			
5	BONNYRIGG ROSE	1	4	0	1	3	4	8	0	0	2	0	2	0	1	1	4	6																			

Scozia Coppa di Lega Girone F		TOTALE												CASA												FUORI											
Pt	Pg	V	P	S	Gf	Gs	V	P	S	Gf	Gs	V	P	S	Gf	Gs	V	P	S	Gf	Gs																
1	KILMARNOCK	10	4	3	1	0	13	8	1	1	0	9	7	2	0	0	4	1																			
2	RAITH ROVERS	9	4	2	2	0	15	13	1	1	0	5	5	1	1	0	10	8																			
3	DUNFERMLINE	8	4	2	1	1	12	5	1	0	1	4	2	1	1	0	8	3																			
4	ALBION ROVERS	3	4	1	0	3	3	8	0	0	2	1	5	1	0	1	2	3																			
5	ANNAN ATHLETIC	0	4	0	0	4	3	12	0	0	2	3	5	0	0	2	0	7																			

Scozia Coppa di Lega Girone G		TOTALE												CASA												FUORI											
Pt	Pg	V	P	S	Gf	Gs	V	P	S	Gf	Gs	V	P	S	Gf	Gs	V	P	S	Gf	Gs																
1	MOTHERWELL	11	4	3	1	0	14	7	2	0	0	4	0	1	1	0	10	7																			
2	QUEEN OF THE SOUTH	8	4	2	2	0	14	14	0	2	0	10	13	2	0	0	4	1																			
3	EAST FIFE	7	4	1	2	1	12	9	1	1	0	7	3	0	1	1	5	6																			
4	QUEENS PARK	4	4	1	1	2	8	7	1	0	1	6	2	0	1	1	2	5																			
5	ELGIN CITY	0	4	0	0	4	1	12	0	0	2	0	4	0	0	2	1	8																			

Scozia Coppa di Lega Girone H		TOTALE												CASA												FUORI											
Pt	Pg	V	P	S	Gf	Gs	V	P	S	Gf	Gs	V	P	S	Gf	Gs	V	P	S	Gf	Gs																
1	ST MIRREN	9	4	3	0	1	9	1	2	0	0	8	0	1	0	1	1	1																			
	FORFAR ATHLETIC	9	4	3	0	1	6	6	2	0	0	4	1	1	0	1	2	5																			
3	ARBROATH	5	4	1	1	2	9	11	1	1	0	8	4	0	0	2	1	7																			
	MONTROSE	5	4	1	1	2	8	10	1	0	1	2	2	0	1	1	6	8																			
5	COWDENBEATH	2	4	0	2	2	9	13	0	1	1	5	7	0	1	1	4	6																			

Scozia III Div.		TOTALE												CASA												FUORI											
Pt	Pg	V	P	S	Gf	Gs	V	P	S	Gf	Gs	V	P	S	Gf	Gs	V	P	S	Gf	Gs																
1	FALKIRK	90	36	27	9	0	96	28	14	4	0	47	13	13	5	0	49	15																			
2	HAMILTON	74	36	22	8	6	73	28	10	4	4	36	15	12	4	2	37	13																			
3	ALLOA ATHLETIC	56	36	16	8	12	60	55	8	5	5	23	21	8	3	7	37	34																			
4	MONTROSE	53	36	15	8	13	58	57	7	4	7	28	35	8	4	6	30	22																			
5	COVE RANGERS	49	36	14	7	15	58	63	8	3	7	36	32	6	4	8	22	31																			
6	KELTY HEARTS	44	36	12	8	16	48	63	7	3	8	18	26	5	5	8	30	37																			
7	QUEEN OF THE SOUTH	41	36	11	8	17	46	53	5	3	10	27	32	6	5	7	19	21																			
8	ANNAN ATHLETIC	39	36	9	12	15	55	68	7	4	7	34	24	2	8	8	21	34																			
	STIRLING ALBION	39	36	10	9	17	39	58	5	8	5	24	22	5	1	12	15	36																			
10	EDINBURGH CITY	8	36	3	5	28	38	98	3	3	12	22	46	0	2	16	16	52																			

Scozia IV Div.		TOTALE												CASA												FUORI											
Pt	Pg	V	P	S	Gf	Gs	V	P	S	Gf	Gs	V	P	S	Gf	Gs	V	P	S	Gf	Gs																
1	STENHOUSEMUIR	68	36	18	14	4	50	31	9	7	2	26	18	9	7	2	24	13																			
2	PETERHEAD	60	36	16	12	8	58	39	11	4	3	33	15	5	8	5	25	24																			
3	SPARTANS	58	36	15	13	8	53	43	6	6	6	24	26	9	7	2	29	17																			
4	DUMBARTON	57	36	16	9	11	56	44	9	6	3	28	16	7	3	8	28	28																			
5	EAST FIFE	44	36	11	11	14	46	47	6	5	7	25	27	5	6	7	21	20																			
6	FORFAR ATHLETIC	42	36	9	15	12	38	45	5	8	5	22	25	4	7	7	16	20																			
7	ELGIN CITY	40	36	10	10	16	35	59	8	6	4	21	20	2	4	12	14	39																			
8	BONNYRIGG ROSE	39	36	9	12	15	47	48	5	7	6	27	22	4	5	9	20	26																			
9	CLYDE	38	36	9	11	16	46	58	6	5	7	19	27	3	6	9	27	31																			
10	STRANRAER	36	36	9	9	1																															

Senegal A		Pianeta Scommesse																
		TOTALE					CASA				FUORI							
Pt	Pg	V	P	S	Gf	Gs	V	P	S	Gf	Gs	V	P	S	Gf	Gs		
1	TEUNGUETH	46	23	13	7	3	29	15	8	3	1	18	7	5	4	2	11	8
2	JARAAF	42	23	10	12	1	27	9	3	8	0	13	5	7	4	1	14	4
3	DAKAR SC	36	23	9	9	5	22	13	2	5	4	10	10	7	4	1	12	3
4	GUEDIWAYE	36	23	8	12	3	25	21	5	5	2	15	12	3	7	1	10	9
5	PIKINE	34	23	8	10	5	16	11	6	3	2	9	4	2	7	3	7	7
6	SONACOS	31	23	7	10	6	16	15	4	5	2	9	7	3	5	4	7	8
7	GOREE	30	23	7	9	7	15	16	4	5	2	9	6	3	4	5	6	10
8	TENGUETH	14	11	4	2	5	10	11	3	1	2	8	7	1	1	3	2	4
9	LINGUERE	27	23	5	12	6	11	15	4	4	4	6	6	1	8	2	5	9
10	OUAKAM	26	23	6	8	9	20	23	5	4	3	15	12	1	4	6	5	11
11	GENERATION F.	25	23	5	10	8	13	22	3	5	4	8	10	2	5	4	5	12
12	CASA	23	23	6	5	12	15	26	4	3	4	9	9	2	2	8	6	17
13	JAMONO FATICK	22	23	5	7	11	20	26	3	4	5	8	11	2	3	6	12	15
14	MBOUR	21	23	3	12	8	17	22	2	7	3	7	9	1	5	5	10	13
15	DIAMBARS	18	23	3	9	11	21	33	2	5	4	9	14	1	4	7	12	19

Slovacchia A		ADM																
		TOTALE					CASA				FUORI							
Pt	Pg	V	P	S	Gf	Gs	V	P	S	Gf	Gs	V	P	S	Gf	Gs		
1	SLOVAN BRATISLAVA	57	22	18	3	1	57	16	9	2	0	29	9	9	1	1	28	7
2	MSK ZILINA	41	22	12	5	5	40	30	8	1	2	27	19	4	4	3	13	11
3	SPARTAK TRNAVA	39	22	12	3	7	31	22	6	1	4	16	10	6	2	3	15	12
4	DUNAJSKA STREDA	37	22	10	7	5	31	21	6	3	2	20	11	4	4	3	11	10
5	BANSKA BYSTRICA	34	22	9	7	6	38	30	3	5	3	15	17	6	2	3	23	13
6	TRENCIN	34	22	9	7	6	31	23	6	2	3	19	10	3	5	3	12	13
7	PODBREZOVA	34	22	10	4	8	40	34	6	3	2	21	16	4	1	6	19	18
8	RUZOMBEROK	34	22	9	7	6	28	31	7	2	2	13	8	2	5	4	15	23
9	SKALICA	23	22	6	5	11	19	25	5	3	3	11	8	1	2	8	8	17
10	KOSICE	17	22	4	5	13	19	45	3	3	5	9	19	1	2	8	10	26
11	ZEMPLIN MICH.	10	22	1	7	14	19	42	1	4	6	10	20	0	3	8	9	22
12	VION ZLATE	4	22	0	4	18	14	48	0	3	8	8	22	0	1	10	6	26

Serbia		ADM																
		TOTALE					CASA				FUORI							
Pt	Pg	V	P	S	Gf	Gs	V	P	S	Gf	Gs	V	P	S	Gf	Gs		
1	STELLA ROSSA	77	30	25	2	3	77	22	13	2	0	42	9	12	0	3	35	13
2	PARTIZAN	70	30	22	4	4	66	35	12	1	2	34	18	10	3	2	32	17
3	BACKA TOPOLA	60	30	17	9	4	57	29	8	4	3	26	16	9	5	1	31	13
4	VOJVODINA NOVI SAD	50	30	14	8	4	49	42	9	4	2	25	16	5	4	6	24	26
5	RADNICKI	50	30	16	2	12	46	46	10	1	4	26	19	6	1	8	20	27
6	CUKARICKI	48	30	13	9	8	44	33	8	5	2	27	16	5	4	6	17	17
7	MLADOST LUCANI	40	30	11	7	12	30	40	7	4	4	19	15	4	3	8	11	25
8	NAPREDAK KRUSEVAC	39	30	11	6	13	31	39	5	3	7	12	17	6	3	6	19	22
9	NOVI PAZAR	36	30	10	6	14	35	40	7	3	5	23	20	3	3	9	12	20
10	SPARTAK SUBOTICA	34	30	10	4	16	29	44	6	0	9	16	25	4	4	7	13	19
11	RADNICKI NIS	33	30	9	6	15	33	40	6	3	6	16	18	3	3	9	17	22
12	IMT NOVI BELGRADE	32	30	9	5	16	34	47	4	4	7	16	21	5	1	9	18	26
13	JAVOR IVANJICA	31	30	9	4	17	28	45	7	2	6	19	20	2	2	11	9	25
14	VOZDOVAC	30	30	7	9	14	38	48	6	5	4	27	19	1	4	10	11	29
15	ZELEZNICAR PANCEVO	26	30	7	5	18	34	59	5	2	8	21	26	2	3	10	13	33
16	RADNICKI SURDULICA	17	30	3	8	19	19	41	1	4	10	6	20	2	4	9	13	21

Slovacchia B		ADM																
		TOTALE					CASA				FUORI							
Pt	Pg	V	P	S	Gf	Gs	V	P	S	Gf	Gs	V	P	S	Gf	Gs		
1	KOMARNO	67	30	21	4	5	64	28	11	3	1	37	10	10	1	4	27	18
2	PETRAZKA	64	30	19	7	4	64	29	10	3	2	33	11	9	4	2	31	18
3	TATRAN PRESOV	63	30	19	6	5	53	21	12	3	0	32	7	7	3	5	21	14
4	HUMENNE	50	30	14	8	8	43	32	10	1	4	23	10	4	7	4	20	22
5	POVAZSKA BYSTRICA	47	30	12	11	7	48	38	6	6	3	28	19	6	5	4	20	19
6	PUCHOV	47	30	14	5	11	54	49	6	4	5	23	22	8	1	6	31	27
7	SPARTAK MYJAVA	44	30	12	8	10	42	42	8	4	3	25	20	4	4	7	17	22
8	LIPTOVSKY MIKULAS	42	30	13	3	14	53	48	8	1	6	33	25	5	2	8	20	23
9	ZILINA B	40	30	12	4	14	57	62	7	1	7	35	29	5	3	7	22	33
10	POHRONIE	39	30	11	6	13	44	50	6	3	6	19	24	5	3	7	25	26
11	SAMORIN	38	30	10	8	12	49	56	7	4	4	34	33	3	4	8	15	23
12	SLOVAN BRATISLAVA	36	30	10	6	14	46	55	6	3	6	26	27	4	3	8	20	28
13	SLAVOJ TREBISOV	35	30	10	5	15	34	50	5	3	7	17	21	5	2	8	17	29
14	OFK MALZENICE	25	30	6	7	17	34	51	5	4	6	19	16	1	3	11	15	35
15	DOLNY KUBIN	20	30	4	8	18	27	68	4	4	7	19	28	0	4	11	8	40
16	SPISSKA NV	13	30	3	4	23	22	55	3	3	9	13	16	0	1	14	9	39

Serbia B		ADM																
		TOTALE					CASA				FUORI							
Pt	Pg	V	P	S	Gf	Gs	V	P	S	Gf	Gs	V	P	S	Gf	Gs		
1	OFK BELGRADO	62	30	19	5	6	54	25	11	2	2	28	10	8	3	4	26	15
2	FK JEDINSTVO UB	52	30	15	7	8	38	30	9	5	1	23	11	6	2	7	15	19
3	INDJIJA	50	30	15	5	10	37	25	8	2	5	21	13	7	3	5	16	12
4	FK TEKSTILAC ODZAC	48	30	13	9	8	37	21	11	1	3	27	9	2	8	5	10	12
5	SMEDEREVO	48	30	12	12	6	34	23	6	6	3	15	10	6	6	3	19	13
6	FK RADNICKI SREMSKA	42	30	11	9	10	29	24	7	5	3	15	8	4	4	7	12	19
7	MACVA SABAC	42	30	11	9	10	29	24	9	5	1	19	5	2	4	9	10	19
8	GRAFICAR BEOGRAD	42	30	11	9	10	43	42	7	3	5	26	22	4	6	5	17	20
9	GFK DUBOCICA	41	30	10	11	9	26	30	8	4	3	18	14	2	7	6	8	16
10	OFK VRSAC	39	30	10	9	11	25	27	8	4	3	15	8	2	5	8	10	19
11	FK METALAC	37	30	9	10	11	25	31	5	7	3	16	13	4	3	8	9	18
12	KOLUBARA	36	30	9	9	12	38	40	5	5	5	22	22	4	4	7	16	18
13	SLOBODA	33	30	8	9	13	22	31	5	5	5	12	13	3	4	8	10	18
14	NOVI SAD 1921	22	30	6	4	20	52	5	4	6	14	19	1	0	14	11	33	
15	FK MLADOST GAT	34	30	8	10	12	29	34	4	5	6	15	15	4	5	6	14	19
16	RADNICKI BEOGRAD	19	30	6	7	17	27	54	4	4	7	16	22	2	3	10	11	32

Slovacchia C Girone A		ADM																
		TOTALE					CASA				FUORI							
Pt	Pg	V	P	S	Gf	Gs	V	P	S	Gf	Gs	V	P	S	Gf	Gs		
1	TESLA STROPKOV	47	24	14	5	5	48	26	9	1	2	28	10	5	4	3	20	16
2	MFK STARA LUBOVNA	44	25	14	5	6	52	32	11	2	0	36	8	3	3	6	16	24
3	ODEVA LIPANY	42	25	13	3	9	49	32	10	1	2	35	12	3	2	7	14	20
4	SNINA	41	24	11	8	5	49	38	8	3	1	32	17	3	5	4	17	21
5	FTC FILAKOVO	40	24	11	7	6	35	31	6	3	3	16	11	5	4	3	19	20
6	SLAVIA TU KOSICE	38	24	11	5	8	44	38	6	2	4	26	19	5	3			

		Slovacchia U19																				
		TOTALE									CASA						FUORI					
Pt	Pg	V	P	S	Gf	Gs	V	P	S	Gf	Gs	V	P	S	Gf	Gs	V	P	S	Gf	Gs	
1	TRENCIN	50	23	15	5	3	64	28	6	3	2	31	19	9	2	1	33	9				
2	SPARTAK TRNAVA	40	23	11	7	5	39	27	3	4	5	16	20	8	3	0	23	7				
3	SLOVAN BRATISLAVA	39	23	12	3	8	51	31	6	1	4	24	14	6	2	4	27	17				
4	DUNAJSKA STREDA	37	23	10	7	6	37	32	7	1	4	22	17	3	6	2	15	15				
5	RUZOMBEROK	36	23	11	3	9	36	37	5	3	3	19	17	6	0	6	17	20				
6	MSK ZILINA	35	23	10	5	8	57	34	5	3	3	35	12	5	2	5	22	22				
7	PETRALKA	29	23	8	5	10	32	35	5	1	5	19	16	3	4	5	13	19				
8	BANSKA BYSTRICA	29	23	8	5	10	29	32	4	3	4	14	14	4	2	6	15	18				
9	VION ZLATE MORAVCE	28	23	7	7	9	41	53	6	3	3	26	24	1	4	6	15	29				
10	PODBREZOVA	27	23	8	3	12	47	56	5	3	4	27	22	3	0	8	20	34				
11	POHRONIE ZIAR	27	23	9	0	14	37	61	5	0	7	16	24	4	0	7	21	37				
12	FC KOSICE	25	23	6	7	10	34	40	4	3	5	23	20	2	4	5	11	20				
13	ZEMPLIN MICH.	25	23	7	4	12	33	54	5	2	5	16	22	2	2	7	17	32				
14	FC TATRAN PRESOV	22	23	5	7	11	29	46	3	4	4	15	22	2	3	7	14	24				

		Slovenia A																				
		TOTALE									CASA						FUORI					
Pt	Pg	V	P	S	Gf	Gs	V	P	S	Gf	Gs	V	P	S	Gf	Gs	V	P	S	Gf	Gs	
1	CELJE	78	35	24	6	5	74	33	13	2	3	38	17	11	4	2	36	16				
2	MARIBOR	66	35	19	9	7	66	34	15	1	2	44	12	4	8	5	22	22				
3	OLIMPIJA LUBIANA	64	35	18	10	7	69	43	7	8	2	30	18	11	2	5	39	25				
4	LUKA KOPER	47	35	12	11	12	50	48	7	4	6	27	24	5	7	6	23	24				
5	BRAVO LJUBLJANA	47	35	11	14	10	41	42	7	7	4	23	21	4	7	6	18	21				
6	NS MURA	43	35	11	10	14	41	53	5	6	6	21	22	6	4	8	20	31				
7	DOMZALE	40	35	12	4	19	49	59	6	3	9	24	27	6	1	10	25	32				
8	ROGASKA	33	35	9	6	20	35	63	4	5	9	19	27	5	1	11	16	36				
9	RADOMLJE	32	35	7	11	17	32	50	3	4	10	16	31	4	7	7	16	19				
10	ALUMINIJ	31	35	8	7	20	36	68	3	4	10	18	34	5	3	10	18	34				

		Slovenia B																				
		TOTALE									CASA						FUORI					
Pt	Pg	V	P	S	Gf	Gs	V	P	S	Gf	Gs	V	P	S	Gf	Gs	V	P	S	Gf	Gs	
1	PRIMORJE AJDOVSCINA	59	29	17	8	4	49	25	13	2	0	35	10	4	6	4	14	15				
2	NAFTA LENDAVA	58	29	18	4	7	55	29	9	3	2	25	11	9	1	5	30	18				
3	BELTINCI	53	29	16	5	8	43	22	8	3	3	21	10	8	2	5	22	12				
4	GORICA	52	29	15	7	7	51	28	7	4	4	28	20	8	3	3	23	8				
5	NK BRINJE GROSUPLJ	51	29	15	6	8	51	34	8	1	5	19	16	7	5	3	32	18				
6	TRIGLAV KRANJ	48	29	14	6	9	43	33	7	2	5	21	15	7	4	4	22	18				
7	BISTRICA	44	29	13	5	11	45	43	10	1	4	29	19	3	4	7	16	24				
8	RUDAR VELENJE	37	29	10	7	12	33	44	7	2	5	15	14	3	5	7	18	30				
9	NK DEKANI	33	29	8	9	12	32	36	4	6	5	18	19	4	3	7	14	17				
10	TOLMIN	33	29	8	9	12	34	45	6	3	5	21	22	2	6	7	13	23				
11	BILJE	31	29	8	7	14	41	51	3	6	5	18	23	5	1	9	23	28				
12	ND DRAVINJA	31	29	8	7	14	27	42	4	5	6	14	15	4	2	8	13	27				
13	KRKA	30	29	8	6	15	35	49	3	4	8	18	27	5	2	7	17	22				
14	ILIRIJA	29	29	7	8	14	30	43	5	4	6	16	20	2	4	8	14	23				
15	TABOR SEZANA	29	29	7	8	14	38	59	3	5	6	21	35	4	3	8	17	24				
16	FUZINAR RAVNE	24	29	6	6	17	31	55	4	3	8	16	27	2	3	9	15	28				

		Spagna A																				
		TOTALE									CASA						FUORI					
Pt	Pg	V	P	S	Gf	Gs	V	P	S	Gf	Gs	V	P	S	Gf	Gs	V	P	S	Gf	Gs	
1	REAL MADRID	93	36	29	6	1	83	22	16	2	0	48	9	13	4	1	35	13				
2	BARCELONA	79	36	24	7	5	74	43	14	1	3	40	21	10	6	2	34	22				
3	GIRONA	75	36	23	6	7	75	45	14	2	2	46	20	9	4	5	29	25				
4	ATL.MADRID	73	36	23	4	9	67	39	16	1	1	41	18	7	3	8	26	21				
5	ATL.BILBAO	62	36	17	11	8	58	37	11	6	1	40	18	6	5	7	18	19				
6	REAL SOCIEDAD	57	36	15	12	9	49	37	8	6	4	26	18	7	6	5	23	19				
7	BETIS	56	36	14	14	8	48	43	9	7	2	27	17	5	7	6	21	26				
8	VILLARREAL	51	36	14	9	13	60	60	7	4	7	32	28	7	5	6	28	32				
9	VALENCIA	48	36	13	14	14	37	40	8	6	4	19	11	5	3	10	18	29				
10	GETAFE	43	36	10	13	9	41	51	8	5	5	19	20	2	8	8	22	31				
11	ALAVES	42	36	11	9	16	34	45	8	4	6	22	19	3	5	10	12	26				
12	SIVIGLIA	41	36	10	11	15	47	50	6	5	7	26	25	4	6	8	21	25				
13	OSASUNA	41	36	11	8	17	40	54	6	4	8	18	25	5	4	9	22	29				
14	LAS PALMAS	38	36	10	8	18	32	46	6	5	7	19	19	4	3	11	13	27				
15	VALLECANO	38	36	8	14	14	29	44	4	8	6	18	25	4	6	8	11	19				
16	CELTA VIGO	37	36	9	10	17	42	54	6	5	7	19	21	3	5	10	23	33				
17	MAIORCA	36	36	7	15	14	29	41	6	7	5	15	14	1	8	9	14	27				
18	CADICE	32	36	6	14	16	25	49	5	8	5	16	19	1	6	11	9	30				
19	GRANADA	21	36	4	9	23	37	70	4	6	8	23	30	0	3	15	14	40				
20	ALMERIA	17	36	2	11	23	35	72	0	8	10	16	35	2	3	13	19	37				

		Spagna I Div. Femminile																				
		TOTALE									CASA						FUORI					
Pt	Pg	V	P	S	Gf	Gs	V	P	S	Gf	Gs	V	P	S	Gf	Gs	V	P	S	Gf	Gs	
1	BARCELONA	82	28	27	1	0	29	9	4	0	4	9	14	2	5	2	6	10				
2	REAL MADRID	64	27	21	1	5	67	31	4	0	4	9	14	2	5	2	6	10				
3	ATL.MADRID	54	27	16	6	5	48	20	4	0	4	9	14	2	5	2	6	10				
4	LEVANTE	51	27	14	9	4	51	27	4	0	4	9	14	2	5	2	6	10				
5	MADRID CCF	49	27	15	4	8	59	48	4	0	4	9	14	2	5	2	6	10				
6	ATL.BILBAO	47	27	15	2	10	32	34	4	0	4	9	14	2	5	2	6	10				
7	REAL SOCIEDAD	32	27	8	8	11	34	49	4	0	4	9	14	2	5	2	6	10				
8	TENERIFE	31	27	8	7	12	33	42	4	0	4	9	14	2	5	2	6	10				
9	EIBAR	30	28	8	6	14	21	45	4	0	4	9	14	2	5	2	6	10				
10	VALENCIA	26	27	7	5	15	32	57	4	0	4	9	14	2	5	2	6	10				
11	SIVIGLIA	26	27	7	5	15	29	64	4	0	4	9	14	2	5	2	6	10				
12	LEVANTE LAS PLANAS	24	27	5	9	13	32	53	4	0	4	9	14	2	5	2	6	10				
13	GRANADA	24	27	7	3	17	30	53	4	0	4	9	14	2	5	2	6	10				
14	VILLARREAL	22	27	5	7	15	23	49	4	0	4	9	14									

		Spagna IV Div. Girone B																
		TOTALE					CASA					FUORI						
		Pt	Pg	V	P	S	Gf	Gs	V	P	S	Gf	Gs	V	P	S	Gf	Gs
1	ATHLETIC BILBAO B	82	34	25	7	2	68	17	15	1	1	42	10	10	6	1	26	7
2	BARAKALDO	76	34	22	10	2	61	19	12	4	1	36	11	10	6	1	25	8
3	LOGRONES	71	34	20	11	3	70	17	12	5	0	47	8	8	6	3	23	9
4	UTEBO	61	34	17	10	7	40	31	10	5	2	26	18	7	5	14	13	
5	RZ DEP. ARAGON	56	34	15	11	8	51	40	10	5	2	28	14	5	6	6	23	26
6	ALAVES B	52	34	16	4	14	57	42	11	1	5	35	17	5	3	9	22	25
7	TUDELANO	48	34	12	12	10	45	32	6	7	4	22	10	6	5	6	23	22
8	BARBASTRO	47	34	11	14	9	28	28	7	8	2	19	12	4	6	7	9	16
9	REAL SOCIEDAD C	47	34	12	11	11	35	37	8	5	4	23	14	4	6	7	12	23
10	CALAHORRA	46	34	13	7	14	36	38	7	3	7	20	19	6	4	7	16	19
11	GERNIKA CLUB	43	34	11	10	13	37	48	7	5	5	22	17	4	5	8	15	31
12	ARENAS CLUB GETXO	41	34	9	14	11	35	37	3	8	6	17	19	6	6	5	18	18
13	IZARRA	36	34	10	6	18	32	51	8	3	6	18	15	2	3	12	14	36
14	MUTILVERA	33	34	9	6	19	21	50	5	3	9	13	25	4	3	10	8	25
15	NAXARA	24	34	6	6	22	23	60	6	4	7	16	18	0	2	15	7	42
16	EGUES	21	34	5	6	23	25	58	2	6	9	9	22	3	0	14	16	36
17	BREA	21	34	5	6	23	25	56	3	2	12	6	25	2	4	11	9	31
18	AD SAN JUAN	29	34	7	8	19	35	60	5	7	5	20	21	2	1	14	15	39

		Spagna V Div. Girone A																
		TOTALE					CASA					FUORI						
		Pt	Pg	V	P	S	Gf	Gs	V	P	S	Gf	Gs	V	P	S	Gf	Gs
1	BERGANTINOS CF	73	34	21	10	3	49	19	8	8	1	22	6	13	2	2	27	13
2	CELTA DE VIGO	61	34	15	16	3	48	30	7	8	2	31	24	8	8	1	17	6
3	AROSA	58	34	15	13	6	39	23	9	5	3	19	8	6	8	3	20	15
4	OURENSE	55	34	15	10	9	47	34	8	6	3	29	17	7	4	6	18	17
5	SD SARRIANA	50	34	14	8	12	43	35	6	3	8	21	19	8	5	4	22	16
6	ARTEIXO	47	34	11	14	9	46	39	4	9	4	22	20	7	5	5	24	19
7	SOMOZAS	45	34	12	9	13	43	39	7	5	5	27	18	5	4	8	16	21
8	ESTRADENSE	45	34	11	12	11	31	32	6	7	4	17	15	5	5	7	14	17
9	UD BARBADAS	44	34	10	14	10	33	34	6	6	5	18	16	4	8	5	15	18
10	VIVEIRO	44	34	12	8	14	39	42	6	2	9	21	21	6	6	5	18	21
11	ALONDRAS	44	34	10	14	10	37	36	6	8	3	18	14	4	6	7	19	22
12	SILVA	43	34	11	10	13	35	35	5	4	8	10	15	6	6	5	25	20
13	POLVORIN	43	34	11	10	13	32	34	6	5	6	20	17	5	5	7	12	17
14	BETANZOS CF	43	34	10	13	11	35	31	7	6	4	20	13	3	7	7	15	18
15	RAPIDO BOUZAS	42	34	11	9	14	38	40	6	4	7	21	21	5	5	7	17	19
16	PAOSACO	41	34	10	11	13	30	42	4	6	7	13	19	6	5	6	17	23
17	PONTEVEDRA	26	34	7	5	22	27	65	6	1	10	15	24	1	4	12	12	41
18	ARZUA	18	34	4	6	24	24	66	3	3	11	17	28	1	3	13	7	38

		Spagna IV Div. Girone C																
		TOTALE					CASA					FUORI						
		Pt	Pg	V	P	S	Gf	Gs	V	P	S	Gf	Gs	V	P	S	Gf	Gs
1	HERCULES	65	34	19	8	7	53	30	10	5	2	28	11	9	3	5	25	19
2	EUROPA	63	34	17	12	5	63	32	14	3	0	47	11	3	9	5	16	21
3	UE COSTA BRAVA	59	34	16	11	7	42	25	9	5	3	17	10	7	6	4	25	15
4	SANT ANDREU	58	34	16	10	8	53	33	7	8	2	32	16	9	2	6	21	17
5	LLEIDA	58	34	18	4	12	45	31	12	1	4	31	13	6	3	8	14	18
6	TERRASSA	50	34	13	11	10	45	40	7	6	4	24	20	6	5	6	21	20
7	TORRENT CF	49	34	13	10	11	40	37	9	5	3	25	15	4	5	8	15	22
8	ALZIRA	46	34	11	13	10	39	41	5	9	3	19	17	6	4	7	20	24
9	ESPANYOL B	46	34	12	10	12	40	44	10	3	4	25	17	2	7	8	15	27
10	PENA DEP.	45	34	12	9	13	49	58	7	4	6	28	25	5	7	21	30	
11	VALENCIA MESTALLA	44	34	11	11	12	48	39	6	5	6	23	20	5	6	6	25	19
12	ANDRATX	44	34	11	11	12	40	47	5	7	5	18	21	6	4	7	22	26
13	FORMENTERA	44	34	12	8	14	40	42	6	6	5	24	19	6	2	9	16	23
14	SAGUNTINO	42	34	11	9	14	32	42	9	2	6	18	16	2	7	8	14	26
15	PENYA INDEPENDENT	34	34	7	9	18	32	52	7	1	9	19	23	2	6	9	13	29
16	MANRESA	27	34	6	9	19	23	41	5	4	8	17	16	1	5	11	6	25
17	LA NUCIA	21	34	4	9	21	23	63	3	4	10	11	28	1	5	11	12	35

		Spagna V Div. Girone B																
		TOTALE					CASA					FUORI						
		Pt	Pg	V	P	S	Gf	Gs	V	P	S	Gf	Gs	V	P	S	Gf	Gs
1	LLANERA	87	34	28	3	3	105	25	15	1	1	54	13	13	2	2	51	12
2	SP. GIJON B	71	34	21	8	5	61	15	11	3	3	33	7	10	5	2	28	8
3	LEALTAD	65	34	19	8	7	53	25	10	4	3	27	10	9	4	4	26	15
4	UC CEARES	65	34	19	8	7	52	30	11	2	4	27	17	8	6	3	25	13
5	L ENTREGU	63	34	18	9	7	51	32	10	4	3	27	13	8	5	4	24	19
6	PRAVIANO	55	34	13	16	5	34	26	8	8	2	21	10	5	8	4	13	16
7	TUILLA	52	34	13	13	8	56	43	8	6	3	32	21	5	7	5	24	22
8	URRACA	44	34	11	11	12	33	35	8	4	3	22	16	3	7	7	11	19
9	CAUDAL	43	34	9	16	9	35	35	6	10	1	20	12	3	6	8	15	23
10	COLUNGA	41	34	11	8	15	38	44	5	4	8	17	22	6	4	7	21	22
11	LENENSE	38	34	10	8	16	32	45	7	6	4	23	17	3	2	12	9	28
12	AVILES STADIUM	36	34	8	12	14	30	43	4	6	7	16	22	4	6	7	14	21
13	REAL TITANICO	36	34	9	9	16	43	63	5	5	7	20	29	4	4	9	23	34
14	CONDAL CLUB	36	34	10	6	18	26	49	8	2	7	19	17	2	4	11	7	32
15	LLANES	35	34	9	8	17	36	54	6	5	6	15	20	3	3	11	21	34
16	GIJON INDUSTRIAL	30	34	7	9	18	36	67	4	6	7	20	32	3	3	11	16	35
17	LUARCA	25	34	6	7	21	38	75	4	3	10	22	34	2	4	11	16	41
18	BARCIA CF	13	34	2	7	25	26	79	1	4	12	15	43	1	3	13	11	36

		Spagna IV Div. Girone D																
		TOTALE					CASA					FUORI						
		Pt	Pg	V	P	S	Gf	Gs	V	P	S	Gf	Gs	V	P	S	Gf	Gs
1	SIVIGLIA ATL.	66	34	18	12	4	52	20	12	5	0	32	5	6	7	4	20	15
2	YECLANO	60	34	17	9	8	43	29	10	4	3	18	7	7	5	5	25	22
3	MARBELLA FC	56	34	16	8	10	41	32	10	5	2	22	11	6	3	8	19	21
4	ORIHUELA	54	34	15	9	10	39	37	8	3	6	23	23	7	6	4	16	14
5	BETIS BALOMPIE	53	34	13	14	7	44	28	11	4	2	31	11	2	10	5	13	17
6	ESTEPONA	49	34	13	10	11	34	27	8	4	5	22	15	5	6	6	12	12
7	AGUILAS	48	34	11	15	8	27	20	9	5	3	18	9	2	10	5	9	11
8	MURCIA	47	34	13	8	13	42	35	10	5	2	29	9	3	3	11	13	26
9	BAL. LINENSE	47	34	12	11	11	35	33	7	7	3	21	15	5	4	8	14	18
10	ANTONIANO	46	34	12	10	12	32	40	10	4	3	20	11	2	6	9	12	29
11	LA UNION	43	34	14	4	16	36	36	9	3	5	21	14	5	1	11	15	22
12	CADIZ B	42	34	10	12	12	41	43	5	7	5	24	20	5	5	7		

		Spagna V Div. Girone E																
		TOTALE					CASA					FUORI						
Pt	Pg	V	P	S	Gf	Gs	V	P	S	Gf	Gs	V	P	S	Gf	Gs		
1	OLOT	79	34	24	7	3	55	20	13	2	2	26	9	11	5	1	29	11
2	CE L'HOSPITALET	69	34	22	3	9	56	28	13	1	3	29	6	9	2	6	27	22
3	VILASSAR DE MAR	60	34	17	9	8	41	27	13	3	1	29	11	4	6	7	12	16
4	BADALONA	55	34	16	7	11	44	36	11	3	3	28	13	5	4	8	16	23
5	PRAT	51	34	13	12	9	39	30	6	6	5	20	15	7	6	4	19	15
6	UE TONA	48	34	13	9	12	48	45	7	6	4	26	21	6	3	8	22	24
7	FC L ESCALA	48	34	14	6	14	57	59	10	2	5	37	26	4	4	9	20	33
8	REUS FC REDDIS	46	34	12	10	12	31	28	9	4	4	18	9	3	6	8	13	19
9	MONTANESA	46	34	13	7	14	32	39	10	3	4	21	15	3	4	10	11	24
10	FUNDACIO ESP. GRAMA	45	34	13	6	15	41	47	8	4	5	23	19	5	2	10	18	28
11	GIRONA FC B	44	34	11	11	12	49	40	7	5	5	37	24	4	6	7	12	16
12	CFJ MOLLERUSSA	43	34	12	7	15	33	46	9	3	5	21	20	3	4	10	12	26
13	SAN CRISTOBAL	43	34	13	4	17	35	54	8	3	6	23	28	5	1	11	12	26
14	PERALADA	42	34	11	9	14	34	34	9	3	5	24	14	2	6	9	10	20
15	P.D. MAFUMET	38	34	10	8	16	31	39	5	7	5	14	12	5	1	11	17	27
16	VILAFRANCA	33	34	8	9	17	31	53	5	7	5	14	13	3	2	12	17	40
17	CASTELLDEFELS	30	34	7	9	18	30	47	4	5	8	15	22	3	4	10	15	25
18	UE RAPITENCA	30	34	9	3	22	36	51	6	1	10	19	22	3	2	12	17	29

		Spagna V Div. Girone I																
		TOTALE					CASA					FUORI						
Pt	Pg	V	P	S	Gf	Gs	V	P	S	Gf	Gs	V	P	S	Gf	Gs		
1	JUV. TORREMOLINOS	76	34	23	7	4	65	23	12	5	0	33	7	11	2	4	32	16
2	REAL JAEN	73	34	22	7	5	66	28	12	3	2	38	11	10	4	3	28	17
3	MALAGA B	67	34	19	10	5	54	20	9	6	2	28	9	10	4	3	26	11
4	ALMERIA B	67	34	19	10	5	54	20	12	2	3	49	13	7	8	2	26	15
5	TORRE DEL MAR	62	34	18	8	8	44	30	10	4	2	34	12	8	4	5	20	18
6	MOTRIL	50	34	13	11	10	36	23	9	5	3	23	8	4	6	7	13	15
7	ARENAS ARMILLA	48	34	14	6	14	34	39	7	3	7	18	19	7	3	7	16	20
8	CP ALMERIA	46	34	11	13	10	39	37	9	5	3	23	13	2	8	7	16	24
9	HUETOR VEGA	46	34	13	7	14	40	41	7	3	7	23	22	6	4	7	17	19
10	TORREDONJIMENO	43	34	11	10	13	46	46	7	6	4	28	18	4	4	9	18	28
11	MANCHA REAL	39	34	9	12	13	41	43	6	6	5	30	22	3	6	8	11	21
12	TORREPEROGIL	38	34	9	11	14	32	41	4	5	8	17	23	5	6	6	15	18
13	EL EJIDO	37	34	7	16	11	30	41	5	6	6	16	18	2	10	5	14	23
14	HUETOR TAJAR	35	34	7	14	13	25	39	3	9	5	13	16	4	5	8	12	23
15	MALAGA CITY	33	34	7	12	15	27	47	5	5	7	16	18	2	7	8	11	29
16	MARACENA	31	34	6	13	15	29	50	3	8	6	17	24	3	5	9	12	26
17	RINACON	28	34	6	10	18	30	54	3	6	8	14	29	3	4	10	16	25
18	ATLETICO MELILLA CF	4	34	0	7	27	18	101	0	5	12	10	29	0	2	15	8	72

		Spagna V Div. Girone F																
		TOTALE					CASA					FUORI						
Pt	Pg	V	P	S	Gf	Gs	V	P	S	Gf	Gs	V	P	S	Gf	Gs		
1	ELCHE B	83	34	26	5	3	77	20	15	1	1	47	6	11	4	2	30	14
2	JOVE ESPANOL	64	34	18	10	6	46	23	9	5	3	22	10	9	5	3	24	13
3	ONTINYENT	60	34	18	6	10	39	29	11	4	2	21	8	7	2	8	18	21
4	ATZENETA	60	34	16	12	6	44	27	8	6	3	21	14	8	6	3	23	13
5	CD UTIEL	53	34	15	8	11	43	39	8	3	6	23	20	7	5	5	20	19
6	ATLETICO LEVANTE	50	34	13	11	10	44	35	6	8	3	19	11	7	3	7	25	24
7	GANDIA	48	34	13	9	12	45	41	7	4	6	23	17	6	5	6	22	24
8	VILLARREAL C	46	34	12	10	12	53	44	8	5	4	32	22	4	5	8	21	22
9	RODA	44	34	12	8	14	35	32	5	5	7	19	20	7	3	7	16	12
10	ATHLETIC TORRELLANA	42	34	11	9	14	34	40	8	2	7	26	22	3	7	7	8	18
11	UD CASTELLONENSE	41	34	10	11	13	38	45	8	5	4	25	17	2	6	9	13	28
12	PATACONA CF	40	34	11	7	16	40	52	5	4	8	14	23	6	3	8	26	29
13	CD SONEJA	40	34	9	13	12	38	46	5	7	5	20	22	4	6	7	18	24
14	CASTELLON B	40	34	12	4	18	44	52	7	4	6	27	23	5	0	12	17	22
15	RAYO IBENSE	39	34	11	6	17	28	43	6	3	8	16	21	5	3	9	12	22
16	ACERO	35	34	9	8	17	39	56	6	1	10	23	28	3	7	7	16	28
17	CD BURRIANA	33	34	8	9	17	26	46	4	6	7	17	18	4	3	10	9	28
18	SILLA	25	34	7	4	23	27	70	5	2	10	16	27	2	2	13	11	43

		Spagna V Div. Girone J																
		TOTALE					CASA					FUORI						
Pt	Pg	V	P	S	Gf	Gs	V	P	S	Gf	Gs	V	P	S	Gf	Gs		
1	XEREZ	67	34	19	10	5	53	21	10	5	2	29	6	9	5	3	24	15
2	C. DE LUCENA	66	34	19	9	6	39	21	11	3	3	21	9	8	6	3	18	12
3	CORIA	69	34	19	12	3	58	20	12	5	0	38	10	7	7	3	20	10
4	XEREZ DEPORTIVO	64	34	18	10	6	50	23	11	6	0	29	8	7	4	6	21	15
5	POZOBLANCO	62	34	18	8	8	48	36	12	3	2	27	13	6	5	6	21	23
6	AD CEUTA B	56	34	15	11	8	47	27	10	5	2	31	9	5	6	6	16	18
7	PUENTE GENIL	54	34	13	15	6	52	45	10	6	1	32	19	3	9	5	20	26
8	GERENA	49	34	14	7	13	38	40	8	3	6	20	18	6	4	7	18	22
9	UTRERA	46	34	13	7	14	50	48	7	3	7	26	23	6	4	7	24	25
10	CARTAYA	45	34	12	9	13	35	34	7	7	3	17	11	5	2	10	18	23
11	LA PALMA CF	41	34	11	8	15	49	52	8	3	6	32	27	3	5	9	17	25
12	BOLLULLOS	38	34	8	14	12	31	44	6	6	5	21	21	2	8	7	10	23
13	CONIL	37	34	9	10	15	29	39	5	7	5	17	15	4	3	10	12	24
14	CORDOBA B	37	34	8	13	13	37	43	6	6	5	24	22	2	7	8	13	21
15	ATL. ESPELENO	37	34	10	7	17	41	53	7	4	6	24	21	3	3	11	17	32
16	SEVILLA C	35	34	8	11	15	28	35	5	8	4	19	17	3	3	11	9	18
17	AYAMONTE	32	34	7	11	16	32	47	5	4	8	19	24	2	7	8	13	23
18	CABECENSE	28	34	7	7	20	25	64	5	4	8	15	26	2	3	12	10	38

		Spagna V Div. Girone G																
		TOTALE					CASA					FUORI						
Pt	Pg	V	P	S	Gf	Gs	V	P	S	Gf	Gs	V	P	S	Gf	Gs		
1	REAL MADRID	76	34	23	7	4	62	18	15	1	1	39	5	8	6	3	23	13
2	CD MOSTOLES URJC	63	34	17	12	5	57	33	7	8	2	24	13	10	4	3	33	20
3	CD LEGANES B	58	34	16	10	8	47	33	8	5	4	24	15	8	5	4	23	18
4	LAS ROZAS	50	34	13	11	10	51	39	11	2	4	34	12	2	9	6	17	27
5	COLONIA MOSCARDO	50	34	14	8	12	48	48	7	4	6	30	27	7	4	6	18	21
6	ALCALA	48	34	13	9	12	52	47	6	5	6	28	24	7	4	6	24	23
7	CDF TRES CANTOS	48	34	14	6	14	45	48	6	5	6	21	18	8	1	8	24	30
8	AD ALGORCON B	45	34	11	12	11	36	33	6	5	6	20	18	5	7	5	16	15
9	TORREJON	44	34	9	17	8	40	38	5	7	5	15	14	4	10	3	25	24
10	GALAPAGAR	41	34	10	11	13	44	55	3	8	6	29	35	7	3	7	15	20
11	TRIVAL VALDERAS	40	34															

Spagna V Div. Girone M

	TOTALE													CASA				FUORI			
	Pt	Pg	V	P	S	Gf	Gs	V	P	S	Gf	Gs	V	P	S	Gf	Gs				
1 DEPORTIVA MINERA	78	34	24	6	4	53	19	13	2	2	25	8	11	4	2	28	11				
2 MURCIA B	68	34	20	8	6	67	33	12	2	3	46	18	8	6	3	21	15				
3 CIEZA	68	34	19	11	4	44	24	10	6	1	27	11	9	5	3	17	13				
4 UCAM MURCIA II	62	34	19	5	10	42	24	12	2	3	21	8	7	3	7	21	16				
5 UD CARAVACA	61	34	18	7	9	60	32	10	3	4	34	13	8	4	5	26	19				
6 LORCA DEPORTIVA	59	34	17	8	9	64	30	9	5	3	34	11	8	3	6	30	19				
7 MOLINENSE	59	34	18	5	11	60	34	12	2	3	35	11	6	3	8	25	23				
8 PULPILENO	52	34	13	13	8	39	23	5	8	4	16	13	8	5	4	23	10				
9 MULENO	43	34	12	7	15	37	42	7	2	8	23	24	5	5	7	14	18				
10 RACING MURCIA	40	34	11	7	16	36	51	5	3	9	15	25	6	4	7	21	26				
11 PLUS ULTRA	38	34	12	2	20	43	55	7	2	8	20	24	5	0	12	23	31				
12 EL PALMAR CF-ESTRE	34	34	9	9	16	33	51	2	8	7	13	23	7	1	9	20	28				
13 BULLENSE	36	34	10	6	18	39	65	5	4	8	21	26	5	2	10	18	39				
14 BALSICAS ATLETICO	36	34	9	9	16	34	53	7	3	7	19	22	2	6	9	15	31				
15 ALCANTARILLA	36	34	10	6	18	34	41	6	4	7	21	21	4	2	11	13	20				
16 CIUDAD DE MURCIA	30	34	7	9	18	28	43	4	4	9	14	20	3	5	9	14	23				
17 ALGAR	29	34	7	8	19	31	65	6	2	9	20	32	1	6	10	11	33				
18 MONTECASILLAS FC	23	34	7	2	25	31	90	5	2	10	19	42	2	0	15	12	48				

Spagna V Div. Girone Q

	TOTALE													CASA				FUORI			
	Pt	Pg	V	P	S	Gf	Gs	V	P	S	Gf	Gs	V	P	S	Gf	Gs				
1 EJEJA	67	34	19	10	5	52	27	13	2	0	30	12	6	8	3	22	15				
2 CUARTE	65	34	18	11	5	48	22	10	7	0	31	7	8	4	5	17	15				
3 EBRO	63	34	18	9	7	48	24	10	4	3	25	12	8	5	4	23	12				
4 EPILA	59	34	16	11	7	49	31	9	4	4	27	15	7	7	3	22	16				
5 CASPE	59	34	16	11	7	42	34	11	5	1	28	14	5	6	6	14	20				
6 ALMUDEVAR	55	34	15	10	9	40	30	7	5	5	22	13	8	5	4	18	17				
7 MONZON	51	34	14	9	11	29	23	6	3	8	12	11	8	6	3	17	12				
8 CALAMOCHA	49	34	14	7	13	39	33	7	3	7	19	14	7	4	6	20	19				
9 FRAGA	48	34	13	9	12	49	40	8	4	5	25	15	5	5	7	24	25				
10 UTRILLAS	47	34	12	11	11	42	43	8	6	3	24	15	4	5	8	18	28				
11 SD HUESCA B	47	34	12	11	11	43	38	4	6	7	21	20	8	5	4	22	18				
12 TAMARITE	43	34	11	10	13	52	53	6	6	5	34	28	5	4	8	18	25				
13 BINEFAR	38	34	9	11	14	36	50	7	5	5	20	22	2	6	9	16	28				
14 CD FUENTES	34	34	7	13	14	33	47	3	6	8	16	24	4	7	6	17	23				
15 BELCHITE 97	33	34	7	12	15	35	49	5	7	5	18	19	2	5	10	17	30				
16 ILLUECA	27	34	5	12	17	26	54	2	8	7	14	22	3	4	10	12	32				
17 BORJA	22	34	5	7	22	16	44	2	6	9	10	20	3	1	13	6	24				
18 CD CARINENA	20	34	4	8	22	34	71	3	4	10	20	34	1	4	12	14	37				

Spagna V Div. Girone N

	TOTALE													CASA				FUORI			
	Pt	Pg	V	P	S	Gf	Gs	V	P	S	Gf	Gs	V	P	S	Gf	Gs				
1 DON BENITO	76	34	23	7	4	71	13	13	2	2	42	5	10	5	2	29	15				
2 AZUAGA	62	34	17	11	6	48	31	11	4	2	26	12	6	7	4	22	19				
3 VILLAFRANCA	55	34	15	10	9	45	26	9	3	5	30	12	6	7	4	15	14				
4 RSC INTERNACIONAL F	54	34	15	9	10	55	45	8	5	4	31	23	7	4	6	24	22				
5 MORALO	53	34	15	8	11	55	44	11	4	2	30	12	4	4	9	25	32				
6 CASTUERA SUBASTAC	52	34	15	7	12	49	37	10	5	2	32	16	5	2	10	17	21				
7 DIOCESANO	49	34	14	7	13	50	46	8	4	5	27	21	6	3	8	23	25				
8 CF JARAZ	46	34	14	4	16	51	52	10	2	5	32	19	4	2	11	19	33				
9 AC PUEBLONUEVO	43	34	12	7	15	35	45	8	5	4	19	16	4	2	11	16	29				
10 CALAMONTE	42	34	9	15	10	40	52	8	7	2	22	15	1	8	8	18	37				
11 JEREZ	42	34	11	9	14	41	52	9	5	3	28	20	2	4	11	13	32				
12 OLIVENZA	41	34	10	11	13	32	41	7	4	6	17	19	3	7	7	15	22				
13 ARROYO	41	34	10	11	13	33	39	6	4	7	16	19	4	7	6	17	20				
14 TRUJILLO	38	34	8	14	12	30	38	7	8	2	20	15	1	6	10	10	32				
15 CD DON ALVARO	32	34	7	11	16	30	50	5	7	5	20	18	2	4	11	10	23				
16 VALVERDENO	32	34	8	8	18	37	58	6	3	8	22	26	2	5	10	15	32				
17 MONTEHERMOSO	32	34	7	11	16	33	63	7	5	5	24	26	0	6	11	9	37				
18 F. DE CANTOS	25	34	4	13	17	28	59	0	11	6	13	27	4	2	11	15	32				

Spagna V Div. Girone R

	TOTALE													CASA				FUORI			
	Pt	Pg	V	P	S	Gf	Gs	V	P	S	Gf	Gs	V	P	S	Gf	Gs				
1 CONQUENSE	73	34	21	10	3	57	18	15	2	0	37	5	6	8	3	20	13				
2 CD CAZALEGAS	59	34	17	8	9	48	35	11	2	4	25	14	6	6	5	23	21				
3 TOLEDO SAD	58	34	16	10	8	47	25	10	5	2	30	10	6	5	6	17	15				
4 UD SOCUELLAMOS CF	58	34	15	13	6	48	28	12	3	2	34	15	3	10	4	14	13				
5 QUINTANAR DEL REY	57	34	16	9	9	46	29	10	5	1	32	15	6	4	7	14	14				
6 CV PUERTOLLANO	56	34	15	11	8	48	33	11	5	2	33	10	4	6	7	15	23				
7 VILLARUBIA	55	34	15	10	9	36	31	9	4	4	19	13	6	6	5	17	18				
8 TARANCON	47	34	11	14	9	38	31	4	7	6	14	15	7	7	3	24	16				
9 ATLETICO ALBACETE	46	34	12	10	12	47	49	6	7	4	27	23	6	3	8	20	26				
10 AZUQUECA	41	34	10	11	13	40	46	6	6	5	26	20	4	5	8	14	26				
11 VILLACANAS	41	34	10	11	13	34	36	9	2	6	22	14	1	9	7	12	22				
12 VILLARROBLEDO	41	34	10	11	13	28	37	6	9	2	20	15	4	2	11	8	22				
13 MARCHAMALO	39	34	10	9	15	27	38	6	6	5	14	12	4	3	10	13	26				
14 HURACAN DE BALAZO	39	34	8	15	11	35	47	4	9	4	22	25	4	6	7	13	22				
15 LA SOLANA	39	34	10	9	15	34	39	6	5	6	12	12	4	4	9	22	27				
16 TORRIJOS	28	34	5	13	16	23	45	2	10	5	9	17	3	3	11	14	28				
17 ATL. TOMELLOSO	26	34	5	11	18	24	55	4	5	8	14	24	1	6	10	10	31				
18 SAN CLEMENTE	19	34	4	7	23	28	66	2	4	11	15	24	2	3	12	13	42				

Spagna V Div. Girone O

	TOTALE													CASA				FUORI			
	Pt	Pg	V	P	S	Gf	Gs	V	P	S	Gf	Gs	V	P	S	Gf	Gs				
1 SUBIZA	68	34	20	8	6	68	29	13	1	3	39	14	7	7	3	29	15				
2 CORTES NAVARRE	63	34	17	12	5	40	23	11	4	2	27	9	6	8	3	13	14				
3 CD ARDOI	62	34	18	8	8	49	23	9	3	5	26	12	9	5	3	23	11				
4 PENA SPORT	57	34	14	15	5	53	39	6	10	1	24	14	8	5	4	29	25				
5 CANTOLAGUA	54	34	15	9	10	55	45	8	5	4	31	23	7	4	6	24	22				
6 HUARTE	54	34	16	6	12	51	46	7	4	6	24	24	9	2	6	27	22				
7 BETI ONAK	50	34	15	5	14	47	50	7	2	8	28	29	8	3	6	19	21				
8 CIRBONERO	44	34	12	8	14	46	49	8	5	4	23	13	4	3	10	23	36				
9 FC BIDEZARRA	42	34	9	15	10	41	38	4	8	5	17	18	5	7	5	24	20				
10 PAMPLONA	42	34	10	12	12	45	45	7	3	7	29	23	3	9	5	16	22				
11 TXANTREA KKE	42	34	11	9	14	34	36	5	6	6	17	18	6	3	8	17	18				
12 BETI KOZKOR	42	34	11	9	14	35	43	7	2	8	17	18	4	7	6	18	25				
13 BURLADES	41	34	11	8	15	35	47	4	4	9	15	29	7	4	6	20	18				
14 OBERENA	40	34	11	7	16	43	49	4	6	7	22	22	7	1	9	21	27				
15 AVANCE EZCABARTE	40	34	10	10																	

Svezia A

	TOTALE													CASA				FUORI			
	Pt	Pg	V	P	S	Gf	Gs	V	P	S	Gf	Gs	V	P	S	Gf	Gs				
1 MALMOE	64	30	20	4	6	62	27	11	3	1	38	11	9	1	5	24	16				
2 ELFSBORG	64	30	20	4	6	59	26	10	3	2	33	13	10	1	4	26	13				
3 BK HACKEN	57	30	18	3	9	69	39	14	0	1	49	18	4	3	8	20	21				
4 DJURGARDENS	50	30	15	5	10	41	36	10	2	3	25	15	5	3	7	16	21				
5 VARNAMO	45	30	14	3	13	37	34	6	2	7	13	13	8	1	6	24	21				
6 KALMAR	45	30	13	6	11	35	40	8	3	4	18	18	5	3	7	17	22				
7 HAMMARBY	44	30	11	11	8	41	39	8	5	2	29	21	3	6	6	12	18				
8 SIRIUS	42	30	12	6	12	51	44	7	1	7	31	23	5	5	5	20	21				
9 IFK NORRKOPING	41	30	12	5	13	45	45	7	2	6	21	19	5	3	7	24	26				
10 MJALLBY	41	30	12	5	13	32	34	4	3	8	15	19	8	2	5	17	15				
11 AIK IF	36	30	9	9	12	34	38	6	6	3	21	14	3	3	9	13	24				
12 HALMSTAD BK	36	30	9	9	12	30	44	5	5	5	14	17	4	4	7	16	27				
13 IFK GOTEBOURG	34	30	8	10	12	33	37	5	4	6	20	14	3	6	6	13	23				
14 BROMMAPOJKARNA	33	30	10	3	17	40	53	5	2	8	18	23	5	1	9	22	30				
15 DEGERFORS	26	30	7	5	18	30	62	5	2	8	18	24	2	3	10	12	38				
16 VARBERGS	15	30	3	6	21	26	67	1	4	10	10	30	2	2	11	16	37				

Svezia III Div. Girone B

	TOTALE													CASA				FUORI			
	Pt	Pg	V	P	S	Gf	Gs	V	P	S	Gf	Gs	V	P	S	Gf	Gs				
1 ODDEVOLD	74	30	23	5	2	65	18	12	3	0	39	10	11	2	2	26	8				
2 FALKENBERGS	67	30	20	7	3	72	24	14	0	1	44	10	6	7	2	28	14				
3 LUNDS	55	30	16	7	7	48	32	8	4	3	26	17	8	3	4	22	15				
4 ESKILSMINNE	50	30	15	5	10	51	34	10	2	3	32	14	5	3	7	19	20				
5 TROLLHATTAN	49	30	14	7	9	66	38	8	2	5	41	21	6	5	4	25	17				
6 NORRBY	44	30	13	5	12	57	44	7	3	5	33	21	6	2	7	24	23				
7 TVAAKERS	37	30	11	4	15	31	39	6	2	7	15	15	5	5	8	16	24				
8 ARIANA FC	35	30	10	5	15	38	41	7	3	5	26	13	3	2	10	12	28				
9 OLYMPIC	35	30	9	8	13	39	49	6	4	5	19	17	3	4	8	20	32				
10 LJUNGSKILE	34	30	9	7	14	36	45	6	4	5	22	19	3	3	9	14	26				
11 OSKARSHAMNS	34	30	10	4	16	36	60	3	2	10	19	33	7	2	6	17	27				
12 TORNS	33	30	6	15	9	28	47	3	8	4	14	19	3	7	5	14	28				
13 ANGELHOLMS	32	30	9	5	16	22	53	5	4	6	12	21	4	1	10	10	32				
14 VANERSBORGS	31	30	9	4	17	30	39	5	3	7	16	17	4	4	1	10	14	22			
15 AATVIDABERG	31	30	9	4	17	29	50	6	2	7	18	18	3	2	10	11	32				
16 AHLAFORS	31	30	9	4	17	22	57	6	2	7	12	17	3	2	10	10	40				

Svezia A F.

	TOTALE													CASA				FUORI			
	Pt	Pg	V	P	S	Gf	Gs	V	P	S	Gf	Gs	V	P	S	Gf	Gs				
1 HAMMARBY IF	59	26	18	5	3	60	16	9	3	1	33	10	9	2	2	27	6				
2 HACKEN GOTHENBURG	59	26	18	5	3	53	10	10	2	1	26	4	8	3	2	27	6				
3 LINKOPINGS	56	26	17	5	4	76	30	10	2	1	37	14	7	3	3	39	16				
4 PITEA	52	26	16	4	6	44	28	11	1	1	26	9	5	3	5	18	19				
5 VITTSJO	49	26	15	4	7	44	27	8	2	3	19	13	7	2	4	25	14				
6 KRISTIANSTADS	48	26	13	9	4	48	29	9	3	1	30	15	4	6	3	18	14				
7 ROSENGAARD MALMO	45	26	12	9	5	61	32	8	3	2	42	19	4	6	3	19	13				
8 VAXJO	26	26	7	5	14	29	58	3	5	13	20	4	0	9	16	38					
9 NORRKOPING DFK	24	26	7	3	16	26	33	4	1	8	11	16	3	2	8	15	17				
10 OREBRO	24	26	7	3	16	27	39	3	2	8	12	24	4	1	8	15	15				
11 DJURGARDENS	24	26	6	6	14	25	50	3	3	7	12	22	3	3	7	13	28				
12 BROMMAPOJKARNA	20	26	4	8	14	30	57	2	5	6	19	28	2	3	8	11	29				
13 UPPSALA	19	26	4	7	15	32	50	1	5	7	13	19	3	2	8	19	31				
14 KALMAR	3	26	0	3	23	10	106	0	1	12	5	54	0	2	11	5	52				

Svezia IV Div. Girone A

	TOTALE													CASA				FUORI			
	Pt	Pg	V	P	S	Gf	Gs	V	P	S	Gf	Gs	V	P	S	Gf	Gs				
1 ASSYRISKA	58	26	19	1	6	61	31	9	1	3	28	13	10	0	3	33	18				
2 SLEIPNER	54	26	16	6	4	57	35	8	3	2	29	17	8	3	2	28	18				
3 NYKOPINGS B	49	26	14	7	5	62	35	9	2	2	35	13	5	5	3	27	22				
4 HANINGE	43	26	13	4	9	44	42	6	3	4	23	16	7	1	5	21	26				
5 HUDDINGE	37	26	10	7	9	43	38	8	3	2	30	17	2	4	7	13	21				
6 ARAMEISK-SYRIANSKA	35	26	10	5	11	31	45	6	2	5	18	21	4	3	6	13	24				
7 SYRIANSKA	33	26	10	3	13	35	33	6	1	6	18	13	4	2	7	17	20				
8 FC NACKA ILIRIA	33	26	10	3	13	39	47	7	2	4	25	20	3	1	9	14	27				
9 MJOLBY	33	26	10	3	13	32	47	6	0	7	20	22	4	3	6	12	25				
10 SMEDBY	32	26	10	2	14	38	38	5	2	6	17	14	5	0	8	21	24				
11 IFK ESKILSTUNA	32	26	9	5	12	42	48	5	3	5	25	23	4	2	7	17	25				
12 FARSTA	31	26	9	4	13	46	51	5	2	6	28	27	4	2	7	18	24				
13 RAAGSVEDS	28	26	7	7	12	38	49	4	5	4	22	19	3	2	8	16	30				
14 KARLSLUNDS	19	26	6	1	19	25	54	5	0	8	16	24	1	1	11	9	30				

Svezia B

	TOTALE													CASA				FUORI			
	Pt	Pg	V	P	S	Gf	Gs	V	P	S	Gf	Gs	V	P	S	Gf	Gs				
1 VASTERAS	63	30	19	6	5	48	24	10	4	1	24	7	9	2	4	24	17				
2 GAIS	57	30	17	6	7	61	23	9	2	4	28	13	8	4	3	33	10				
3 UTSIKTENS	55	30	16	7	5	50	31	9	4	2	32	13	7	3	5	18	18				
4 OSTERS IF	54	30	16	6	8	57	35	9	2	4	31	13	7	4	4	26	22				
5 OSTERSUNDS FK	42	30	10	12	8	44	39	6	6	3	28	22	4	6	5	16	17				
6 BRAGE	41	30	12	5	13	39	42	10	2	3	31	16	2	3	10	8	26				
7 LANDSKRONA	39	30	11	6	13	40	49	6	4	5	22	19	5	2	8	18	30				
8 TRELLEBORGS	39	30	10	9	11	40	52	6	3	6	19	27	4	6	5	21	25				
9 GEFE	37	30	9	10	11	36	45	7	4	4	23	24	2	6	7	13	21				
10 GIF SUNDSVALL	35	30	9	8	13	37	53	5	5	5	20	23	4	3	8	17	30				
11 OREBRO	34	30	8	10	12	43	45	6	7	2	25	10	2	3	10	18	35				
12 HELSINGBORGS	33	30	8	9	13	32	37	6	3	6	19	17	2	6	7	13	20				
13 SKOVDE AIK	33	30	9	6	15	42	52	8	3	4	27	16	1	3	11	15	36				
14 ORGRYTE	32	30	8	8	14	33	47	3	6	6	19	26	5	2	8	14	21				
15 JONKOPINGS	31	30	7	10	13	43	57	6	4	5	24	22	1	6	8	19	35				
16 AFC ESKILSTUNA	31	30	7	10	13	28	42	5	5	5	18	15	2	5	8	10	27				

Svezia IV Div. Girone B

	TOTALE													CASA				FUORI			
	Pt	Pg	V	P	S	Gf	Gs	V	P	S	Gf	Gs	V	P	S	Gf	Gs				
1 KARLBERGS	59	26	18	5	3	60	25	9	2	2	32	10	9	3	1	28	15				
2 ENSKEDE	56	26	17	5	4	74	25	11	2	0	48	11	6	3	4	26	14				
3 JARFALLA	50	26	16	2	8	59	33	8	2	3	37	15	8	0	5	22	18				
4 ARLANDA	46	26	14	4	8	54	40	9	2	2	35	16	5	2	6	19	24				
5 GUTE	44	26	14	2	10	37	31	9	0	4	22	13	5	2	6	15	18				
6 VIGGBYHOLMS IK FF	40	26	12	4	10	51	41	8	1	4	30	13	4	3	6	21	28				
7 HUDIKSVALLS	38	26	11	5	10	53	43	7	3	3	36	19	4	2	7	17	24				
8 OSTERAKERS	36	26	10	6	10	40	41	7	4	2	21	12	3	2	8	19	29				
9 SANDVIKENS	36	26	11	3	12	39	40	6	3	4	22	11	5	0	8	17	29				
10 KUNGSANGENS	36	26	11																		

		Svezia IV Div. Girone E																
		TOTALE				CASA				FUORI								
		Pt	Pg	V	P	S	Gf	Gs	V	P	S	Gf	Gs	V	P	S	Gf	Gs
1	ONSALA	50	26	16	2	8	51	29	10	1	2	28	14	6	1	6	23	15
2	FROLUNDA	50	26	15	5	6	49	38	10	1	2	31	22	5	4	4	18	16
3	BK ASTRIO	49	26	15	4	7	40	24	9	2	2	24	12	6	2	5	16	12
4	TORD	42	26	13	3	10	49	39	8	2	3	26	11	5	1	7	23	28
5	VARBERGS GIF	41	26	12	5	9	45	42	7	3	3	20	14	5	2	6	25	28
6	HUSQVARNA	39	26	11	6	9	47	33	8	2	3	30	13	3	4	6	17	20
7	LAHOLMS	36	26	11	3	12	36	39	8	1	4	23	15	3	2	8	13	24
8	QVIDING	34	26	10	4	12	56	52	6	3	4	37	23	4	1	8	19	29
9	LINDOME	33	26	10	3	13	44	46	7	1	5	24	19	3	2	8	20	27
10	LANDVETTER	32	26	9	5	12	35	47	4	3	6	16	22	5	2	6	19	25
11	SAVEDALENS	31	26	9	4	13	37	45	5	2	6	23	24	4	2	7	14	22
12	HITTARPS	31	26	8	7	11	43	59	7	4	2	27	20	1	3	9	16	39
13	TOLO IF	30	26	7	9	10	32	38	6	4	3	21	10	1	5	7	11	28
14	NASSJO	15	26	3	6	17	25	58	2	4	7	14	27	1	2	10	11	31

		Svizzera A																
		TOTALE				CASA				FUORI								
		Pt	Pg	V	P	S	Gf	Gs	V	P	S	Gf	Gs	V	P	S	Gf	Gs
1	YOUNG BOYS	65	33	19	8	6	67	32	13	2	1	44	11	6	6	5	23	21
2	LUGANO	59	33	18	5	10	61	44	9	3	4	27	17	9	2	6	34	27
3	SERVETTE	57	33	16	9	8	53	38	10	4	3	32	18	6	5	5	21	20
4	ST. GALLEN	50	33	14	8	11	53	44	11	3	3	38	22	3	5	8	15	22
5	WINTERTHUR	49	33	13	10	10	55	56	9	4	4	28	24	4	6	6	27	32
6	ZURIGO	48	33	12	12	9	44	35	7	7	2	22	14	5	5	7	22	21
7	FC LUZERN	44	33	12	8	13	41	46	9	4	4	23	17	3	4	9	18	29
8	LOSANNA	40	33	10	10	13	43	48	7	5	4	25	18	3	5	9	18	30
9	BASILEA	40	33	11	7	15	41	51	6	4	6	21	20	5	3	9	20	31
10	YVERDON	40	33	11	7	15	43	64	10	4	3	31	25	1	3	12	12	39
11	GRASSHOPPERS	30	33	8	6	19	35	45	6	3	7	23	18	2	3	12	12	27
12	STADE LAUSANNE	23	33	5	8	20	33	66	2	6	9	16	35	3	2	11	17	31

		Svezia IV Div. Girone F																
		TOTALE				CASA				FUORI								
		Pt	Pg	V	P	S	Gf	Gs	V	P	S	Gf	Gs	V	P	S	Gf	Gs
1	TORSLANDA	59	26	18	5	3	59	19	10	3	0	36	8	8	2	3	23	11
2	FBK KARLSTAD	59	26	18	5	3	55	30	11	2	0	33	13	7	3	3	22	17
3	IFK SKOVDE FK	51	26	15	6	5	59	28	7	3	3	24	13	8	3	2	35	15
4	HERRESTADS	47	26	14	5	7	39	23	7	4	2	19	10	7	1	5	20	13
5	STENUNGSUNDS	42	26	12	6	8	41	34	6	3	4	23	18	6	3	4	18	16
6	GREBBESTADS	36	26	10	6	10	39	49	7	2	4	19	21	3	4	6	20	28
7	VANERSBORGS	32	26	9	5	12	34	49	3	3	7	17	29	6	2	5	17	20
8	FORWARD	31	26	9	4	13	41	42	6	3	4	25	18	3	1	9	16	24
9	LIDKOPINGS	31	26	7	10	9	30	32	4	5	4	15	16	3	5	5	15	16
10	GAUTHIOD	30	26	9	3	14	37	43	6	1	6	22	20	3	2	8	15	23
11	SAFFLE	28	26	8	4	14	26	43	5	1	7	15	17	3	3	7	11	26
12	IK ZENITH	26	26	7	5	14	37	46	6	3	4	20	16	1	2	10	17	30
13	NORDVARMALAND	20	26	6	2	18	26	58	3	0	10	13	33	3	2	8	13	25
14	YXHULTS	19	26	5	4	17	31	58	3	2	8	15	26	2	2	9	16	32

		Svizzera B																
		TOTALE				CASA				FUORI								
		Pt	Pg	V	P	S	Gf	Gs	V	P	S	Gf	Gs	V	P	S	Gf	Gs
1	SION	76	35	22	10	3	69	23	10	5	2	33	15	12	5	1	36	8
2	THUN	73	35	22	7	6	70	38	15	3	0	45	12	7	4	6	25	26
3	VADUZ	48	35	13	9	13	65	53	8	4	5	38	25	5	5	8	27	28
4	NEUCHÂTEL XAMAX	48	35	11	15	9	53	43	7	8	3	32	18	4	7	6	21	25
5	WIL	44	35	11	11	13	48	49	7	5	5	20	18	4	6	8	28	31
6	AARAU	43	35	12	7	16	48	55	8	3	7	29	25	4	4	9	19	30
7	BELLINZONA	41	35	11	8	16	37	48	5	4	9	18	25	6	4	7	19	23
8	STADE NYONNAIS	40	35	10	10	15	41	55	6	4	7	20	25	4	6	8	21	30
9	SCHAFFHAUSEN	38	35	8	14	13	36	52	4	10	4	21	24	4	4	9	15	28
10	BADEN	25	35	6	7	22	29	80	3	3	11	15	38	3	4	11	14	42

		Svezia U19																
		TOTALE				CASA				FUORI								
		Pt	Pg	V	P	S	Gf	Gs	V	P	S	Gf	Gs	V	P	S	Gf	Gs
1	IFK NORRKOP.	58	26	18	4	4	56	21	11	1	1	33	5	7	3	3	23	16
2	GOTEBORG	56	26	17	5	4	59	37	9	2	2	30	19	8	3	2	29	18
3	HAMMARBY	48	26	14	6	6	54	25	8	3	2	32	12	6	3	4	22	13
4	MALMOE	45	26	13	6	7	50	35	7	4	2	28	14	6	2	5	22	21
5	HALMSTAD BK	40	26	11	7	8	61	41	7	2	4	39	25	4	5	4	22	16
6	BK HACKEN	40	26	12	4	10	65	53	7	0	6	36	28	5	4	4	29	25
7	HELSINGBORGS	40	26	12	4	10	41	40	7	3	3	23	13	5	1	7	18	27
8	BROMMAPOJKARNA	36	26	11	3	12	42	42	8	1	4	25	16	3	2	8	17	26
9	OSTERS	34	26	9	7	10	43	45	4	3	6	24	26	5	4	4	19	19
10	DJURGARDENS	33	26	10	3	13	49	47	7	3	3	33	14	3	0	10	16	33
11	AIK IF	28	26	7	7	12	45	54	5	3	5	22	20	2	4	7	23	34
12	GAIS	20	26	6	2	18	36	72	4	1	8	15	26	2	1	10	21	46
13	OREBRO	19	26	4	7	15	41	67	2	6	5	25	31	2	1	10	16	36
14	VASTERAS	15	26	4	3	19	28	91	3	2	8	19	37	1	1	11	9	54

		Svizzera C																
		TOTALE				CASA				FUORI								
		Pt	Pg	V	P	S	Gf	Gs	V	P	S	Gf	Gs	V	P	S	Gf	Gs
1	ETOILE CAROUGE	73	32	23	4	5	66	34	11	3	2	33	19	12	1	3	33	15
2	RAPPERSWIL-JONA	65	32	20	5	7	67	41	9	4	3	35	19	11	4	4	32	22
3	BIEL BIENNE	55	32	17	4	11	59	35	7	3	6	27	17	10	1	5	32	18
4	DELEMONT	53	32	16	5	11	53	54	10	3	3	32	20	6	2	8	21	34
5	FC PARADISO	52	32	15	7	10	35	31	8	3	5	15	12	7	4	5	20	19
6	KRIENS	46	32	12	10	10	46	53	5	5	6	21	25	7	5	4	25	28
7	BRUHL	46	32	14	4	14	49	59	9	2	5	30	27	5	2	9	19	32
8	ZURIGO II	44	32	13	5	14	58	53	8	1	7	34	25	5	4	7	24	28
9	BAVOIS	42	32	12	6	14	65	55	9	1	6	41	26	3	5	8	24	29
10	CHAM	42	32	12	6	14	67	60	9	3	4	41	26	3	3	10	26	34
11	YOUNG BOYS	41	32	11	8	13	46	59	8	2	6	23	21	3	6	7	23	38
12	LUCERNA	39	32	10	9	13	58	66	6	4	6	32	30	4	5	7	26	36
13	BREITENRAIN	39	32	10	9	13	47	57	5	8	3	27	23	5	1	10	20	34
14	BASILEA II	37	32	10	7	15	52	60	8	3	5	32	23	2	4	10	20	37
15	LUGANO II	37	32	11	4	17	48	62	9	0	7	28	25	2	4	10	20	37
16	ST. GALLEN II	36	32	10	6	16	54	55	4	2	10	23	25	6	4	6	31	30
17	BULLE	35	32	9	8	15	43	56	6	6	4							

Thailandia		TOTALE													CASA				FUORI			
		Pt	Pg	V	P	S	Gf	Gs	V	P	S	Gf	Gs	V	P	S	Gf	Gs				
1	BURIRAM UTD	66	29	19	9	1	62	25	10	4	0	37	10	9	5	1	25	15				
2	BANGKOK UTD	58	29	16	10	3	55	24	7	6	1	31	9	9	4	2	24	15				
3	PORT	53	28	15	8	5	64	35	10	1	3	36	19	5	7	2	28	16				
4	MUANGTHONG	49	29	15	4	10	61	43	10	2	3	39	15	5	2	7	22	28				
5	PATHUM UNITED	48	28	13	9	6	52	35	7	5	2	33	17	6	4	4	19	18				
6	RATCHABURI	35	28	10	5	13	34	33	7	0	6	23	15	3	5	7	11	18				
7	UTHAI THANI FC	35	29	9	8	12	39	52	4	6	5	19	24	5	2	7	20	28				
8	PRACHUAP FC	34	29	8	10	11	33	36	8	3	4	21	15	0	7	7	12	21				
9	CHIANGRAI UTD	34	29	8	10	11	29	32	5	5	4	17	13	3	5	7	12	19				
10	NAKHON PATHOM	33	28	8	9	11	36	44	5	4	5	20	20	3	5	6	16	24				
11	LAMPHUN WARRIOR	32	29	8	8	13	42	47	7	3	5	27	20	1	5	8	15	27				
12	KHON KAEN	32	28	7	11	10	37	49	4	9	1	21	15	3	2	9	16	34				
13	SUKHOTHAI	32	28	9	5	14	33	52	7	2	5	20	16	2	3	9	13	36				
14	POLICE TERO	28	29	7	7	15	36	63	4	5	6	20	25	3	2	9	16	38				
15	CHONBURI	27	29	6	9	14	30	50	5	4	5	15	15	1	5	9	15	35				
16	TRAT FC	26	29	6	8	15	38	61	5	6	4	28	26	1	2	11	10	35				

Thailandia B		TOTALE													CASA				FUORI			
		Pt	Pg	V	P	S	Gf	Gs	V	P	S	Gf	Gs	V	P	S	Gf	Gs				
1	NAKHON RATCH.	73	34	21	10	3	64	27	13	4	0	36	7	8	6	3	28	20				
2	NONGBUA PITCHAYA	72	34	22	6	8	60	39	14	2	1	49	15	8	4	5	31	24				
3	RAYONG	60	34	16	12	6	62	34	8	7	2	32	17	8	5	4	30	17				
4	CHIANGMAI FC	59	34	17	8	9	55	34	13	1	3	39	17	4	7	6	16	17				
5	NAKHON SI UNITED	59	34	16	11	7	60	40	10	5	2	40	16	6	5	20	24					
6	AYUTTHAYA UTD	57	34	16	9	9	52	36	8	5	4	28	20	8	4	5	24	16				
7	PATTAYA UNITED	55	34	15	10	9	45	36	6	8	3	21	15	9	2	6	24	21				
8	LAMPANG	54	34	15	9	10	50	41	11	4	2	26	13	4	5	8	24	28				
9	CHIANGMAI UNITED	49	34	12	13	9	52	41	9	4	4	30	16	3	9	5	22	25				
10	SUPHAN BURI	43	34	12	7	15	36	41	8	3	6	23	19	4	4	9	13	22				
11	CHANTHABURI	40	34	9	13	12	44	44	7	8	2	27	16	2	5	10	17	28				
12	PHRAE UNITED	40	34	11	7	16	37	53	7	4	6	22	19	4	3	10	15	34				
13	KANCHANABURI	38	34	10	8	16	43	52	8	4	5	30	24	2	4	11	13	28				
14	CHAINAT	37	34	9	10	15	32	46	6	4	7	21	25	3	6	8	11	21				
15	SAMUT PRAKAN CITY	35	34	8	11	15	39	57	5	6	6	22	20	3	5	9	17	37				
16	KASSETSART	22	34	6	4	24	31	84	4	3	10	17	31	2	1	14	14	53				
17	CUSTOMS LADKRABANG	21	34	4	9	21	26	63	3	5	9	17	31	1	4	12	9	32				
18	KRABI FC	20	34	3	11	20	23	63	2	7	8	10	20	1	4	12	13	43				

Torneo di Viareggio Girone B		TOTALE													CASA				FUORI			
		Pt	Pg	V	P	S	Gf	Gs	V	P	S	Gf	Gs	V	P	S	Gf	Gs				
1	BEYOND LIMITS FA	9	3	3	0	0	15	4	0	0	0	0	0	0	0	0	0	0	0			
2	ACF FIORENTINA	6	3	2	0	1	11	7	0	0	0	0	0	0	0	0	0	0	0			
3	FK CRVENA ZVEZDA BELGRADE	0	2	5	9	0	0	0	0	0	0	0	0	0	0	0	0	0	0			
4	CARRARESE	0	3	0	0	3	2	13	0	0	0	0	0	0	0	0	0	0	0			

Torneo di Viareggio Girone C		TOTALE													CASA				FUORI			
		Pt	Pg	V	P	S	Gf	Gs	V	P	S	Gf	Gs	V	P	S	Gf	Gs				
1	BUDAPEST HONVED	7	3	2	1	0	5	3	0	0	0	0	0	0	0	0	0	0	0			
2	ALEX TRANSFIGURATION	3	1	1	1	6	5	0	0	0	0	0	0	0	0	0	0	0	0			
3	IBRACHINA	3	3	1	0	2	9	9	0	0	0	0	0	0	0	0	0	0	0			
4	US CITTA DI PONTEDERA	3	1	0	2	4	7	0	0	0	0	0	0	0	0	0	0	0	0			

Torneo di Viareggio Girone D		TOTALE													CASA				FUORI			
		Pt	Pg	V	P	S	Gf	Gs	V	P	S	Gf	Gs	V	P	S	Gf	Gs				
1	OJODU CITY	6	3	2	0	1	6	4	0	0	0	0	0	0	0	0	0	0	0			
2	IMOLESE	6	3	2	0	1	4	3	0	0	0	0	0	0	0	0	0	0	0			
3	EMPOLI	3	3	1	0	2	2	3	0	0	0	0	0	0	0	0	0	0	0			
4	MELBOURNE CITY	3	3	1	0	2	4	6	0	0	0	0	0	0	0	0	0	0	0			

Torneo di Viareggio Girone E		TOTALE													CASA				FUORI			
		Pt	Pg	V	P	S	Gf	Gs	V	P	S	Gf	Gs	V	P	S	Gf	Gs				
1	TORINO FC	7	3	2	1	0	9	2	0	0	0	0	0	0	0	0	0	0	0			
2	FC RUKH LVIV	6	3	2	0	1	6	2	0	0	0	0	0	0	0	0	0	0	0			
3	NATIONAL BRAZZAVILLE	4	3	1	1	1	10	4	0	0	0	0	0	0	0	0	0	0	0			
4	UYSS NEW YORK	0	3	0	0	3	0	17	0	0	0	0	0	0	0	0	0	0	0			

Torneo di Viareggio Girone F		TOTALE													CASA				FUORI			
		Pt	Pg	V	P	S	Gf	Gs	V	P	S	Gf	Gs	V	P	S	Gf	Gs				
1	SERIE D SELECTION	7	3	2	1	0	6	1	0	0	0	0	0	0	0	0	0	0	0			
2	FC MAVLON	6	3	2	0	1	6	3	0	0	0	0	0	0	0	0	0	0	0			
3	US AVELLINO	4	3	1	1	1	5	0	0	0	0	0	0	0	0	0	0	0	0			
4	JOVENES PROMESAS	0	3	0	0	3	1	9	0	0	0	0	0	0	0	0	0	0	0			

Tunisia Girone A		TOTALE													CASA				FUORI			
		Pt	Pg	V	P	S	Gf	Gs	V	P	S	Gf	Gs	V	P	S	Gf	Gs				
1	EL SAHEL	25	12	7	4	1	15	5	3	3	0	7	2	4	1	1	8	3				
2	STADE TUNISIEN	24	12	7	3	2	18	10	4	1	1	10	5	3	2	1	8	5				
3	CLUB AFRICAIN	24	12	7	3	2	14	7	3	2	1	7	3	4	1	1	7	4				
4	US BEN GUERDANE	15	12	4	3	5	13	11	3	1	2	9	4	1	2	3	4	7				
5	OLYMPIQUE BEJA	14	12	4	2	6	8	14	3	1	2	6	5	1	1	4	2	9				
6	GAFSA	12	12	3	3	6	9	18	2	1	3	4	8	1	2	3	5	10				
7	SOLIMAN	3	12	1	0	11	7	19	1	0	5	5	9	0	0	6	2	10				

Trinidad e Tobago A		TOTALE													CASA				FUORI			
		Pt	Pg	V	P	S	Gf	Gs	V	P	S	Gf	Gs	V	P	S	Gf	Gs				
1	NORTH EAST STARS	41	19	12	5	2	46	21	6	3	1	27	11	6	2	1	19	10				
2	POLICE	39	19	11	6	2	42	20	5	3	1	21	8	6	3	1	21	12				
3	DEFENCE FORCE	37	19	11	4	4	35	19	6	0	3	21	10	5	4	1	14	9				
4	SANDO	32	19	9	5	5	30	24	3	3	3	13	12	6	2	2	17	12				
5	RANGERS	28	19	8	4	7	38	34	5	3	2	21	14	3	1	5	17	20				
6	CALEDONIA AIA	24	19	6	6	7	32	26	4	3	3	17	11	2	3	4	15	15				
7	FC PHOENIX 1976	24	19	7	3	9	32	37	5	1	3	21	16	2	2	6	11	21				
8	FORTIN	23	19	6	5	8	26	27	3	3	3	12	9	3	2	5	14	18				
9	PRISONS FC	22	20	7	1	12	25	37	3	1	6	12	17	4	0	6	13	20				
10	CUNUPIA	20	19	5	5	9	23	30	3	2	5	13	18	2	3	4	10	12				
11	CENTRAL	2	19	0	2	17	13	67	0	1	9	5	33	0	1	8	8	34				

Tunisia Girone B		TOTALE													CASA				FUORI			
		Pt	Pg	V	P	S	Gf	Gs	V	P	S	Gf	Gs	V	P	S	Gf	Gs				
1	ES TUNIS	32	12	10	2	0	20	5	1	5	0	11	3	5	1	0	9	2				
2	MONASTIR	26	12	8	2	2	22	9	5	0	1	12	5	3	2	1	10	4				
3	SFXIEN	20	12	6	2	4	12	4	4	1	1	10	1	2	1	3	2					

		Turchia B																								
		TOTALE									CASA									FUORI						
		Pt	Pg	V	P	S	Gf	Gs	V	P	S	Gf	Gs	V	P	S	Gf	Gs								
1	EYUPSPOR	75	34	24	3	7	77	31	13	1	3	37	11	11	2	4	40	20								
2	GOZTEPE	70	34	21	7	6	60	20	10	4	3	32	8	11	3	3	28	12								
3	SAKARYASPOR	60	34	17	9	8	50	35	10	4	3	27	14	7	5	5	23	21								
4	BODRUMSPOR	57	34	15	12	7	43	22	10	5	2	28	7	5	7	5	15	15								
5	CORUM	56	34	16	8	10	55	36	8	4	5	27	19	8	4	5	28	17								
6	KOCAELISPOR	55	34	16	7	11	48	41	9	3	5	26	22	7	4	6	22	19								
7	BOLUSPOR	53	34	15	8	11	33	35	9	3	5	21	20	6	5	6	12	15								
8	GENCLERBIRLIGI	51	34	13	12	9	39	33	7	6	4	19	15	6	6	5	20	18								
9	BANDIRMASPOR	50	34	13	11	10	49	32	6	6	5	27	18	7	5	5	22	14								
10	BUYUKSEHIR B.E.	44	34	12	11	11	30	34	9	5	3	21	14	3	6	8	9	20								
11	UMRANIYESPOR	43	34	12	7	15	40	47	7	4	6	20	18	5	3	9	20	29								
12	MANISA	40	34	9	13	12	40	40	6	7	4	23	17	3	6	8	17	23								
13	ANKARA KECIORENGUCU	40	34	10	10	14	34	43	5	4	8	21	25	5	6	6	13	18								
14	ADANASPOR	39	34	11	6	17	28	45	6	4	7	15	21	5	2	10	13	24								
15	SANLIURFASPOR	38	34	9	11	14	32	37	4	5	8	14	16	5	6	6	18	21								
16	TUZLASPOR	38	34	9	11	14	35	47	4	7	6	18	25	5	4	8	17	22								
17	ALTAY	10	34	5	4	25	16	76	4	2	11	9	35	1	2	14	7	41								
18	GIRESUNSPOR	7	34	2	4	28	16	71	1	3	13	5	30	1	1	15	11	41								

		Ucraina U19																								
		TOTALE									CASA									FUORI						
		Pt	Pg	V	P	S	Gf	Gs	V	P	S	Gf	Gs	V	P	S	Gf	Gs								
1	DINAMO KIEV	67	28	21	4	3	82	21	11	2	1	34	5	10	2	2	48	16								
2	SHAKHTAR	65	28	21	2	5	59	29	12	1	2	31	12	9	1	3	28	17								
3	DNIPRO-1	50	28	14	8	6	51	32	8	5	1	27	14	6	3	5	24	18								
4	POLISSYA ZHYTOMYR	48	28	13	9	6	48	33	7	5	2	27	16	6	4	4	21	17								
5	KOLOS KOVALIVKA	47	28	14	5	9	42	35	11	1	3	31	16	3	4	6	11	19								
6	OLEKSANDRIA	43	28	12	7	9	44	30	6	4	5	24	13	6	3	4	20	17								
7	FC KRYVBAS KRIVYI RIH	43	28	12	7	9	50	41	6	2	6	27	26	6	5	3	23	15								
8	RUKH LVIV	40	28	12	4	12	48	39	8	0	5	29	18	4	4	7	19	21								
9	POLTAVA	37	28	11	4	13	43	45	6	3	5	31	22	5	1	8	12	23								
10	ZORIA	37	28	10	7	11	41	42	6	3	5	25	23	4	4	6	16	19								
11	VERES RIVNE	36	28	9	9	10	38	39	6	4	4	21	15	3	5	6	17	24								
12	METALIST 1925 KHARKIV	29	28	9	2	17	41	76	6	1	6	18	23	3	1	11	23	53								
13	FC MINAJ	25	28	7	4	17	29	44	4	2	8	14	21	3	2	9	15	23								
14	CHERNOMORETS ODESSA	28	28	6	6	16	25	43	4	4	6	15	13	2	2	10	10	30								
15	OBOLON KYIV	20	28	4	8	16	28	56	1	6	7	16	32	3	2	9	12	24								
16	LNZ CHERKASY	15	28	3	6	19	21	85	1	3	9	11	40	2	3	10	10	45								

		Turchia U19 A Girone B																								
		TOTALE									CASA									FUORI						
		Pt	Pg	V	P	S	Gf	Gs	V	P	S	Gf	Gs	V	P	S	Gf	Gs								
1	GALATASARAY	47	20	15	2	3	67	29	8	1	1	39	15	7	1	2	28	14								
2	ISTANBUL BASAKSEHIR	40	20	13	1	6	33	23	6	0	4	20	14	7	1	2	13	9								
3	BESIKTAS	39	20	11	6	3	53	20	8	2	0	34	6	3	4	3	19	14								
4	ADANA DEMIRSPOR	31	20	9	4	7	31	30	5	2	3	15	12	4	2	4	16	18								
5	ANTALYASPOR	30	20	8	6	6	32	32	5	1	4	19	16	3	5	2	13	16								
6	KASIMPASA	24	20	7	3	10	42	45	4	3	3	24	17	3	0	7	18	28								
7	KAYSERISPOR	24	20	6	6	8	20	34	4	2	4	11	18	2	4	4	9	16								
8	ANKARAGUCU	22	20	5	7	8	30	38	3	2	5	11	10	2	5	3	19	28								
9	Y. MALATYASPOR	22	20	6	4	10	25	44	2	4	4	15	23	4	0	6	10	21								
10	GAZIANTEP BB	20	20	5	5	10	17	24	2	4	4	8	9	3	1	6	9	15								
11	ANKARASPOR U19	7	20	1	4	15	13	44	0	3	7	7	20	1	1	8	6	24								

		Uganda																								
		TOTALE									CASA									FUORI						
		Pt	Pg	V	P	S	Gf	Gs	V	P	S	Gf	Gs	V	P	S	Gf	Gs								
1	VILLA	54	28	15	9	4	38	21	10	2	3	26	13	5	7	1	12	8								
2	VIPERS	53	28	15	8	5	41	19	8	4	2	24	10	7	4	3	17	9								
3	BUL	53	28	15	8	5	33	17	10	2	2	19	6	5	6	3	14	11								
4	KITARA FC	51	28	15	6	7	43	24	9	3	2	25	10	6	3	5	18	14								
5	KAMPALA CITY	48	28	15	3	10	53	32	9	1	4	32	12	6	2	6	21	20								
6	NEC FC	48	28	14	6	8	35	32	8	3	3	20	14	6	3	5	15	18								
7	MAROONS	40	28	10	10	8	34	25	5	7	1	18	6	5	3	7	16	19								
8	URA	39	28	10	9	9	29	26	9	4	1	21	7	1	5	8	8	19								
9	BRIGHT STARS	35	28	7	14	7	32	32	7	6	2	22	14	0	8	5	10	18								
10	EXPRESS	32	29	9	5	15	36	38	5	2	7	20	18	4	3	8	16	20								
11	MBARARA FC	32	28	6	14	8	21	25	6	8	1	15	5	0	6	7	6	20								
12	WAKISO GIANTS	32	28	9	5	14	27	41	6	2	5	14	16	3	3	9	13	25								
13	BUSOGA	25	28	6	7	15	25	50	3	6	4	16	19	3	1	11	9	31								
14	GADDAFI	25	28	7	4	17	24	51	5	1	8	17	19	2	3	9	7	32								
15	UPDF FC	24	28	6	6	16	22	39	4	5	5	13	16	2	1	11	9	23								
16	ARUA HILL	5	15	1	2	12	12	33	1	2	5	7	11	0	0	7	5	22								

		Ucraina A																								
		TOTALE									CASA									FUORI						
		Pt	Pg	V	P	S	Gf	Gs	V	P	S	Gf	Gs	V	P	S	Gf	Gs								
1	SHAKHTAR	70	28	22	4	2	62	21	12	1	2	31	12	10	3	0	31	9								
2	DINAMO KIEV	63	28	20	3	5	67	26	11	1	2	33	8	9	2	3	34	18								
3	KRYVBAS KRIVYI RIH	54	28	16	6	6	47	27	8	3	3	22	14	8	3	3	25	13								
4	DNIPRO-1	48	28	13	9	6	37	26	6	4	4	19	14	7	5	2	18	12								
5	RUKH LVIV	46	28	11	13	4	41	29	4	8	1	17	12	7	5	3	24	17								
6	POLISSYA	46	28	13	7	8	34	27	6	4	4	17	16	7	3	4	17	11								
7	CHERKASY	35	28	9	8	11	28	33	3	3	7	12	20	6	5	4	16	13								
8	ZORYA	32	28	7	11	10	28	34	4	4	6	10	15	3	7	4	18	19								
9	CHERNOMORETS ODESSA	28	28	10	2	16	38	43	7	1	6	21	18	3	1	10	17	25								
10	OLEKSANDRIYA	30	28	7	9	12	25	36	5	4	6	12	20	2	5	6	13	16								
11	VORSKLA	30	28	8	6	14	27	44	3	3	8	15	28	5	3	6	12	16								
12	KOLOS KOVALIVKA	29	28	6	11	11	19	28	3	6	6	9	14	3	5	5	10	14								
13	OBOLON KIEV	26	28	5	11	12	17	35	3	6	5	9	15	2	5	7	8	20								
14	VERES	24	28	5	9	14	27	43	4	5	5	21	23	1	4	9	6	20								
15	MINAJ	22	28	4	10	14	24	45	2	6	6	13	20	2	4	8	11	25								
16	METALIST 1925 KHARKIV	22	28	5	7	16	28	52	4	4	5	16	23	1	3	11	12	29								

		Ungheria A																								
		TOTALE									CASA									FUORI						
		Pt	Pg	V	P	S	Gf	Gs	V	P	S	Gf	Gs	V	P	S	Gf	Gs								
1	FERENCVAROS	71	32	22	5	5	78	30	10	4	2	33	10	12	1	3	45	20								
2	PAKSI FC	58	33	17	7	9	51	42	11	2	3	32	17	6	5	6	19	25								
3	PUSKAS AKADEMIA	55	33	15	10	8	60	35	6	7	3	30	16	9	3	5	30	19								
4	FEHERVAR	54	33	16	6	11	55	40	10	4	2	40	17	6	2	9	15	23								
5	DEBRECENI VSC	48	33																							

Uruguay A Girone B

	TOTALE													CASA				FUORI			
	Pt	Pg	V	P	S	Gf	Gs	V	P	S	Gf	Gs	V	P	S	Gf	Gs				
1 LIVERPOOL MONT.	35	15	11	2	2	23	8	6	1	1	14	5	5	1	1	9	3				
2 RACING CLUB	25	15	7	4	4	16	13	3	2	2	7	5	4	2	2	9	8				
3 NACIONAL	24	15	6	6	3	20	17	3	3	2	11	11	3	3	1	9	6				
4 PLAZA COLONIA	19	15	4	7	4	13	15	3	1	3	5	6	1	6	1	8	9				
5 DEP. MALDONADO	18	15	5	3	7	14	19	4	2	3	9	7	1	1	4	5	2				
6 CERRO LARGO	17	15	4	5	6	14	17	3	2	2	11	7	1	3	4	3	10				
7 FENIX	16	15	3	7	5	11	15	2	4	2	7	9	1	3	3	4	6				
8 CERRO	15	15	3	6	6	12	15	1	4	3	6	8	2	2	3	6	7				

USA I Div. MAJOR LEAGUE Girone C

	TOTALE													CASA				FUORI			
	Pt	Pg	V	P	S	Gf	Gs	V	P	S	Gf	Gs	V	P	S	Gf	Gs				
1 SAINT LOUIS CITY SC	56	34	17	5	12	62	45	11	2	4	41	17	6	3	8	21	28				
2 SEATTLE SOUND.	53	34	14	11	9	41	32	7	6	4	41	17	7	5	5	22	21				
3 LOS ANGELES	52	34	14	10	10	54	39	10	3	4	36	17	4	7	6	18	22				
4 HOUSTON DYNAMO	51	34	14	9	11	51	38	11	4	2	36	11	3	5	9	15	27				
5 REAL SALT LAKE	50	34	14	8	12	48	50	6	4	7	25	27	8	4	5	23	23				
6 VANCOUVER WHITECAPS	48	34	12	12	10	55	48	8	6	3	35	19	4	6	7	20	29				
7 DALLAS	46	34	11	13	10	41	37	7	7	3	23	16	4	6	7	18	21				
8 KANSAS CITY	44	34	12	8	14	48	51	9	2	6	30	21	3	6	8	18	30				
9 SAN JOSE EARTH.	44	34	10	14	10	39	43	8	7	2	25	16	2	7	8	14	27				
10 PORTLAND	43	34	11	10	13	46	58	9	3	5	29	22	2	7	8	17	36				
11 MINNESOTA UNITED	41	34	10	11	13	46	51	4	9	4	24	20	6	2	9	22	31				
12 AUSTIN	39	34	10	9	15	49	55	7	4	6	28	22	3	5	9	21	33				
13 LA GALAXY	36	34	8	12	14	51	67	6	6	5	31	29	2	6	9	20	38				
14 COLORADO RAPIDS	27	34	5	12	17	26	54	3	8	6	13	16	2	4	11	13	38				

Uruguay B Girone A

	TOTALE													CASA				FUORI			
	Pt	Pg	V	P	S	Gf	Gs	V	P	S	Gf	Gs	V	P	S	Gf	Gs				
1 PROGRESO	65	32	19	8	5	60	36	11	2	3	33	18	8	6	2	27	18				
2 URUGUAY MONTEVIDEO	56	32	17	5	10	47	33	8	1	7	23	15	9	4	3	24	18				
3 RAMPLA JRS	47	32	12	11	9	41	32	7	5	4	24	14	5	6	5	17	18				
4 ORIENTAL	47	32	14	5	13	40	39	6	4	6	18	22	8	1	7	22	17				
5 ALBION	41	32	12	5	15	44	41	7	3	6	21	20	5	2	9	23	21				
6 ATENAS	40	32	10	12	26	32	3	5	8	9	13	7	5	4	17	19					
7 SUD AMERICA	26	32	6	8	18	26	45	3	3	10	12	25	3	5	8	14	20				

USA III Div. Girone A

	TOTALE													CASA				FUORI			
	Pt	Pg	V	P	S	Gf	Gs	V	P	S	Gf	Gs	V	P	S	Gf	Gs				
1 PITTSBURGH RIVER.	67	34	19	10	5	50	29	13	3	1	32	13	6	7	4	18	16				
2 TAMPA BAY ROWDIES	63	34	19	6	9	60	39	11	2	4	34	19	8	4	5	26	20				
3 CHARLESTON	59	34	17	8	9	47	43	9	3	5	22	21	8	5	4	25	22				
4 MEMPHIS	52	34	14	10	10	59	53	7	4	6	34	28	7	6	4	25	25				
5 LOUISVILLE CITY	50	34	14	8	12	41	44	8	3	6	21	20	6	5	6	20	24				
6 INDY ELEVEN	49	34	13	10	11	46	38	5	6	6	19	17	8	4	5	27	21				
7 BIRMINGHAM	46	34	14	4	16	44	53	8	3	6	25	23	6	1	10	19	30				
8 DETROIT CITY FC	41	34	11	8	15	30	39	7	4	6	14	12	4	4	9	16	27				
9 MIAMI BLUES	41	34	11	8	15	43	44	6	5	6	26	20	5	3	9	17	24				
10 TULSA	39	34	10	9	15	43	55	6	4	7	22	26	4	5	8	21	29				
11 LOUDOUN	25	34	7	4	23	36	61	4	3	10	21	29	3	1	13	15	32				
12 HARTFORD	18	34	4	6	24	40	79	2	3	12	17	38	2	3	12	23	41				

Uruguay B Girone B

	TOTALE													CASA				FUORI			
	Pt	Pg	V	P	S	Gf	Gs	V	P	S	Gf	Gs	V	P	S	Gf	Gs				
1 MIRAMAR	66	32	18	12	2	52	24	9	6	1	28	14	9	6	1	24	10				
2 JUVENTUD	51	32	15	6	11	38	30	10	3	2	22	7	5	3	8	16	23				
3 ATL. RENTISTAS	47	32	12	11	9	39	27	7	6	3	19	9	5	5	6	20	18				
4 CERRITO	41	32	11	8	13	38	56	8	3	5	24	27	3	5	8	14	29				
5 TACUAREMBO	39	32	11	6	15	43	49	6	3	7	23	22	5	3	8	20	27				
6 BELLA VISTA	29	32	8	5	19	24	48	3	5	8	14	24	5	0	11	10	24				
7 INSTITUCION POTENCIA	21	32	3	12	17	24	50	2	7	7	17	25	1	5	10	7	25				

USA III Div. Girone B

	TOTALE													CASA				FUORI			
	Pt	Pg	V	P	S	Gf	Gs	V	P	S	Gf	Gs	V	P	S	Gf	Gs				
1 SACRAMENTO REPUBLICANS	64	34	18	10	6	51	26	11	4	2	31	9	7	6	4	20	17				
2 ORANGE COUNTY	57	34	17	6	11	46	39	9	3	5	21	14	8	3	6	25	23				
3 SAN DIEGO LOYAL	57	34	16	9	9	61	43	9	4	4	22	20	7	5	5	29	23				
4 SAN ANTONIO	56	34	14	14	6	63	38	7	9	1	33	20	7	5	5	30	18				
5 COLORADO SS	53	34	16	5	13	49	42	9	4	4	29	18	7	1	9	20	24				
6 PHOENIX RISING	48	34	12	12	10	54	41	7	7	3	38	18	5	5	7	16	23				
7 EL PASO	47	34	13	8	13	41	51	5	4	8	19	23	8	4	5	22	28				
8 NEW MEXICO	46	34	13	7	14	51	49	9	3	5	30	23	4	4	9	21	26				
9 RIO GRANDE VALLEY	43	34	10	13	11	43	48	6	6	5	24	25	4	7	6	19	30				
10 OAKLAND ROOTS	42	34	11	9	14	45	48	4	7	6	18	18	7	2	8	27	23				
11 MONTEREY BAY	41	34	11	8	15	42	53	6	4	7	25	24	5	4	8	17	29				
12 LAS VEGAS LIGHTS	19	34	3	10	21	36	66	2	3	12	20	36	1	7	9	16	30				

USA I Div. MAJOR LEAGUE Girone A

	TOTALE													CASA				FUORI			
	Pt	Pg	V	P	S	Gf	Gs	V	P	S	Gf	Gs	V	P	S	Gf	Gs				
1 SAINT LOUIS CITY SC	56	34	17	5	12	62	45	11	2	4	41	17	6	3	8	21	28				
2 CINCINNATI	69	34	20	9	5	57	39	13	2	2	33	13	7	7	3	24	26				
3 ORLANDO CITY	63	34	18	9	7	55	39	9	5	3	31	19	9	4	4	24	20				
4 SEATTLE SOUND.	53	34	14	11	9	41	32	7	6	4	19	11	7	5	5	22	21				
5 LOS ANGELES	52	34	14	10	10	54	39	10	3	4	36	17	4	7	6	18	22				
6 COLUMBUS CREW	57	34	16	9	9	67	46	12	4	1	41	14	4	5	8	26	32				
7 HOUSTON DYNAMO	51	34	14	9	11	51	38	11	4	2	36	11	3	5	9	15	27				
8 REAL SALT LAKE	50	34	14	8	12	48	50	6	4	7	25	27	8	4	5	23	23				
9 PHILADELPHIA	55	34	15	10	9	57	41	10	6	1	33	13	5	4	8	24	28				
10 VANCOUVER WHITECAPS	48	34	12	12	10	55	48	8	6	3	35	19	4	6	7	20	29				
11 NEW ENGLAND REV.	55	34	15	10	9	58	46	12	4	1	37	16	3	6	8	21	30				
12 DALLAS	46	34	11	13	10	41	37	7	7	3	23	16	4	6	7	18	21				
13 KANSAS CITY	44	34	12	8	14	48	51	9	2	6	30	21	3	6	8	18	30				
14 SAN JOSE EARTH.	44	34	10	14	10	39	43	8	7	2	25	16	2	7	8	14	27				
15 ATLANTA UNITED	51	34	13	12	9	66	53	10	4	3	42	21	3	8	6	24	32				
16 PORTLAND	43	34	11	10	13	46	58	9	3	5	29	22	2	7	8	17	36				
17 MINNESOTA UNITED	41	34	10	11	13	46	51	4	9	4	24	20	6	2	9	22	31				
18 AUSTIN	39	34	10	9	15	49	55	7	4	6	28	22	3	5	9	21	33				
19 NASHVILLE	49	34	13	10	11	39	32	9	4	4	25	13	4	6	7	14	19				
20 LA GALAXY	36	34	8	12	14	51	67	6	6	5	31	29	2	6	9	20	38				
21 COLORADO RAPIDS	27	34	5	12	17	26	54	3	8	6	13	16	2	4	11	13	38				
22 NY RED BULLS	43	34	11	10	13	36	39	7	5	5	21	17	4	5	8	15	22				
23 CHARLOTTE	43	34	10	13	11	45	52	6	8	3	24	21	4	5	8	21	31				
24 MONTREAL	41	34	12	5	17	36	52														

Usa IV Div. Development Girone F

	TOTALE												CASA				FUORI			
	Pt	Pg	V	P	S	Gf	Gs	V	P	S	Gf	Gs	V	P	S	Gf	Gs			
1 LUBBOCK MATADORS FC	28	12	9	1	2	40	10	6	0	0	26	3	4	5	1	0	25	5		
2 BROWNSVILLE	19	10	6	1	3	21	14	3	1	2	12	9	3	0	1	9	5			
3 WEST TEXAS FC	19	11	6	1	4	28	11	5	1	0	19	1	1	0	4	9	10			
4 LAREDO HEAT	18	11	5	3	3	17	20	2	2	2	8	13	3	1	1	9	7			
5 CORINTHIANS FC SA	15	11	4	3	4	17	24	2	2	2	9	13	2	1	2	8	11			
6 DIABLOS	9	7	2	3	2	10	12	1	2	0	6	5	1	1	2	4	7			
7 GALLOS FC	12	12	4	0	8	18	32	3	0	3	13	13	1	0	5	5	19			
8 FORT WORTH	8	10	2	2	6	11	17	2	0	2	6	7	0	2	4	5	10			
9 AUSTIN UNITED FC	5	12	1	2	9	17	43	0	1	5	6	21	1	1	4	11	22			
10 CF10 HOUSTON FC	4	11	1	1	9	13	37	1	0	4	7	16	0	1	5	6	21			
11 COYOTES FC																				

USA MLS Next Pro

	TOTALE												CASA				FUORI			
	Pt	Pg	V	P	S	Gf	Gs	V	P	S	Gf	Gs	V	P	S	Gf	Gs			
1 COLORADO RAPIDS 2	66	28	19	5	4	70	37	9	3	2	35	18	10	2	2	35	19			
2 CROWN LEGACY FC	66	28	19	5	4	60	34	9	5	0	29	16	10	0	4	31	18			
3 TACOMA DEFIANCE	57	28	14	9	5	57	36	9	3	2	34	18	5	6	3	25	21			
4 NEW ENGLAND REV II	56	28	14	8	6	57	41	8	5	1	32	15	6	3	5	25	26			
5 COLUMBUS CREW 2	54	28	16	3	9	58	46	9	1	4	34	28	7	2	5	24	18			
6 NY RED BULLS	51	28	14	6	8	53	36	8	1	5	29	23	6	5	3	24	13			
7 KANSAS CITY II	49	28	13	6	9	60	42	7	4	3	32	18	6	2	6	28	24			
8 AUSTIN FC II	49	28	12	9	7	40	23	9	2	3	28	9	3	7	4	12	14			
9 SAINT LOUIS CITY SC 2	47	28	11	9	8	49	39	6	4	4	28	19	5	5	4	21	20			
10 ORLANDO CITY	46	28	13	5	10	59	61	9	2	3	37	29	4	3	7	22	32			
11 SAN J. EARTHQUAKES	45	28	11	7	10	41	36	3	5	6	16	19	8	2	4	25	17			
12 HOUSTON DYNAMO 2	43	28	12	4	12	50	44	4	3	7	17	21	8	1	5	33	23			
13 MINNESOTA UNITED 2	43	28	10	8	10	50	52	6	3	5	26	26	4	5	5	24	33			
14 CHICAGO FIRE FC II	43	28	9	11	8	56	44	4	7	3	15	12	5	4	5	44	26			
15 PHILADELPHIA	42	28	12	4	12	54	57	6	1	7	26	31	6	3	5	28	26			
16 NEW YORK CITY FC II	41	28	12	4	12	60	55	7	2	5	34	28	5	2	7	27	30			
17 HUNTSVILLE CITY FC	38	28	9	7	12	46	47	6	4	4	33	29	3	3	8	17	23			
18 NORTH TEXAS	36	28	9	8	11	43	45	5	4	5	29	24	4	4	6	14	21			
19 ATLANTA UNITED 2	35	28	9	6	13	50	52	8	2	4	32	20	1	4	9	18	32			
20 PORTLAND TIMBERS II	34	28	11	1	16	40	63	8	1	5	29	18	3	0	11	11	45			
21 VANCOUVER WHITECAPS	34	28	8	7	13	36	49	6	3	5	19	18	2	4	8	17	31			
22 REAL MONARCHS	31	28	8	5	15	27	54	2	4	8	17	32	6	1	7	10	22			
23 TORONTO	29	28	6	8	14	43	57	4	3	7	22	23	2	5	7	21	34			
24 FC CINCINNATI 2	27	28	7	4	17	37	65	6	2	6	23	28	1	2	11	14	37			
25 LOS ANGELES FC 2	25	28	6	7	15	30	39	4	3	7	16	11	2	4	8	14	28			
26 LA GALAXY II	25	28	5	6	17	36	74	3	4	7	16	28	2	2	10	20	46			
27 INTER MIAMI CF II	22	28	5	6	17	34	68	4	3	7	21	29	1	3	10	13	39			

Usa IV Div. Development Girone G

	TOTALE												CASA				FUORI			
	Pt	Pg	V	P	S	Gf	Gs	V	P	S	Gf	Gs	V	P	S	Gf	Gs			
1 MOTOWN	26	10	8	2	0	34	8	4	1	0	23	6	4	1	0	11	2			
2 JACKSON LIONS FC	19	10	6	1	3	22	15	3	0	2	12	8	3	1	1	10	7			
3 ATLANTIC CITY	16	9	4	4	1	18	11	2	2	0	7	4	2	2	1	11	7			
4 MONMOUTH	10	10	3	1	6	13	19	2	1	2	6	7	1	0	4	7	12			
5 PHILADELPHIA	0	1	0	0	1	1	3	0	0	1	1	3	0	0	0	0	0			
6 FIRST STATE	3	10	1	0	9	15	37	0	0	5	6	16	1	0	4	9	21			

Usa IV Div. Development Girone H

	TOTALE												CASA				FUORI			
	Pt	Pg	V	P	S	Gf	Gs	V	P	S	Gf	Gs	V	P	S	Gf	Gs			
1 APOTHEOS FC	21	10	6	3	1	21	11	3	2	0	9	5	3	1	1	12	6			
2 APPALACHIAN FC	17	10	5	2	3	21	16	3	0	2	9	9	2	2	1	12	7			
3 REVOLUTION	15	10	5	0	5	19	19	2	0	3	10	12	3	0	2	9	7			
4 CHARLOTTETOWNE HORNS	10	4	2	4	18	18	2	1	2	10	10	2	1	2	8	8	8			
5 865 ALLIANCE	9	10	2	3	5	10	15	0	2	3	3	7	2	1	2	7	8			
6 GEORGIA STORM	8	10	2	2	6	10	20	1	1	3	6	9	1	1	3	4	11			

Usa IV Div. Development Girone J

	TOTALE												CASA				FUORI			
	Pt	Pg	V	P	S	Gf	Gs	V	P	S	Gf	Gs	V	P	S	Gf	Gs			
1 ANNAPOLIS BLUES FC	22	9	7	1	1	28	5	4	0	1	15	5	3	1	0	13	0			
2 GREENVILLE UNITED	22	10	6	4	0	20	7	3	2	0	10	4	3	2	0	10	3			
3 ALEXANDRIA REDS	17	9	5	2	2	21	11	3	0	2	13	5	2	2	0	8	6			
4 NORTHERN VIRGINIA	11	9	3	2	4	14	14	1	2	1	7	6	2	0	3	7	8			
5 GROVE SOCCER UNITED	12	10	3	3	4	15	20	2	1	2	9	9	1	2	2	6	11			
6 VIRGINIA DREAM FC	10	10	2	4	4	13	20	1	2	2	3	9	1	2	2	10	11			
7 VIRGINIA BEACH	6	10	1	3	6	8	27	1	2	2	4	10	0	1	4	4	17			
8 FREDERICK	4	9	1	1	7	10	25	0	1	3	5	15	1	0	4	5	10			

Usa IV Div. Development Girone K

	TOTALE												CASA				FUORI			
	Pt	Pg	V	P	S	Gf	Gs	V	P	S	Gf	Gs	V	P	S	Gf	Gs			
1 KINGSTON	23	10	7	2	1	24	10	4	0	1	16	5	3	2	0	8	5			
2 HARTFORD	14	9	4	2	3	17	10	3	1	1	13	5	1	1	2	4	5			
3 NEW YORK SHOCKERS	13	10	3	4	3	11	13	1	3	1	3	1	2	1	2	8	12			
4 VALEO	10	9	3	1	5	11	20	2	0	2	6	6	1	1	3	5	14			
5 SYRACUSE	5	10	0	5	5	8	18	0	3	2	6	10	0	2	3	2	8			

Usa IV Div. Development Girone L

	TOTALE												CASA				FUORI			
	Pt	Pg	V	P	S	Gf	Gs	V	P	S	Gf	Gs	V	P	S	Gf	Gs			
1 WEST CHESTER	21	9	6	3	0	20	7	3	1	0	8	2	3	2	0	12	5			
2 HERSHEY	18	10	5	3	2	17	14	4	1	0	9	3	1	2	2	8	11			
3 PHILADELPHIA UKRAINIANS	9	5	1	3	1	17	10	2	1	2	8	7	3	0	1	9	3			
4 ELLECTRIC	11	10	3	2	5	16	14	1	2	2	8	7	2	0	3	8	7			
5 PENNSYLVANIA CLASSICS	10	2	4	4	0	9	11	1	1	3	6	8	1	3	1	3	3			
6 TORCH	3	10	0	3	7	4	27	0	2	3	2	15	0	1	4	2	12			

Usa IV Div. Development Girone M

	TOTALE												CASA				FUORI			
	Pt	Pg	V	P	S	Gf	Gs	V	P	S	Gf	Gs	V	P	S	Gf	Gs			
1 LAS VEGAS	10	4	3	1	0	16	5	2	0	0	11	2	1	1	0	5	3			
2 CALIFORNIA ODYSSEY SC	4	2	1	1	1	10	8	1	1	0	6	5	1	0	1	4	3			
3 ARIZONA	7	4	2	1	1	9	4	2	0	0	7	1	0	1	1	2	3			
4 LIONS UNITED FC	4	4	1	1	2	10	12	0	1	1	2	7	1	0	1	8	5			

Usa IV Div. Development Girone N

	TOTALE												CASA				FUORI			
	Pt	Pg	V	P	S	Gf	Gs	V	P	S	Gf	Gs	V	P	S	Gf	Gs			
1 DES MOINES UNITED FC 25	10	8	1	1	20	7	4	1	0	7	3	4	0	1	13	4	3			
2 MILWAUKEE TORRENT	18	10	5	3	2	20	11	3	1	1	13	4	2	2	1	7	7			
3 SUNFLOWER STATE FC	13	10	4	1	5	21	22	3	0	2	10	9	1	1	3	11	13			
4 IOWA RAPTORS FC	12	10	4	0	6	23	28	3	0	2	15	13	1	0	4	8	15			
5 EHTAR BELLEVILLE FC	11	10	3	2	5	17	23	2	2	1	10	10	1	0	4	7	13			
6 SAINT LOUIS	7	10	2	1	7	14	24	1	0	4	10	11	1	1	3	4	13			

USA NWSL Challenge Cup Girone A

	TOTALE												CASA				FUORI			
	Pt	Pg	V	P	S	Gf	Gs	V	P	S	Gf	Gs	V	P	S	Gf	Gs			
1 KANSAS CITY	13	6	4	1	1	14	4	3	0	0	10	1	1	1	1	4	3			
2 RACING LOUISVILLE	12	6	4	0																

		USA USL League Two Girone A																
		TOTALE				CASA				FUORI								
		Pt	Pg	V	P	S	Gf	Gs	V	P	S	Gf	Gs	V	P	S	Gf	Gs
1	LIONSBRIDGE FC	28	12	9	1	2	31	10	5	1	0	20	5	4	0	2	11	5
2	NORTHERN VIRGINIA FC	23	12	7	2	3	23	19	4	2	0	11	7	3	0	3	12	12
3	CHRISTOS FC	21	12	6	3	3	33	20	5	0	1	22	7	1	3	2	11	13
4	VIRGINIA BEACH UNITED	19	12	6	1	5	13	19	4	1	1	10	4	2	0	4	3	15
5	PATUXENT F. ATHLETIC	12	1	3	8	10	19	1	1	4	7	10	0	2	4	3	9	9
6	VIRGINIA MARAUDERS	5	12	1	2	9	10	33	1	1	4	4	13	0	1	5	6	20

		USA USL League Two Girone I																
		TOTALE				CASA				FUORI								
		Pt	Pg	V	P	S	Gf	Gs	V	P	S	Gf	Gs	V	P	S	Gf	Gs
1	FORT WAYNE	32	12	10	2	0	31	3	6	0	0	17	0	4	2	0	14	3
2	CLEVELAND FORCE SC	19	12	5	4	3	27	18	3	3	0	19	8	2	1	3	8	10
3	TOLEDO	19	12	5	4	3	21	19	1	4	1	9	9	4	0	2	12	10
4	KINGS HAMMER	10	11	2	4	5	12	17	2	2	2	7	8	0	2	3	5	11
5	DAYTON DUTCH LIONS	9	12	2	3	7	11	24	1	1	4	5	13	1	2	3	6	11
6	BUFFALO	6	11	1	3	7	11	32	0	0	5	2	16	1	3	2	9	16

		USA USL League Two Girone B																
		TOTALE				CASA				FUORI								
		Pt	Pg	V	P	S	Gf	Gs	V	P	S	Gf	Gs	V	P	S	Gf	Gs
1	LONG ISLAND R. RIDERS	37	14	12	1	1	44	9	6	0	1	20	5	6	1	0	24	4
2	HUDSON VALLEY H	31	14	10	1	3	37	18	4	1	2	14	10	6	0	1	23	8
3	MANHATTAN SC	24	13	7	3	3	26	24	5	3	0	17	10	2	0	3	9	14
4	NEW JERSEY COPA FC	23	13	7	2	4	29	20	5	0	1	13	8	2	2	3	16	12
5	CEDAR STARS RUSH	22	14	7	1	6	29	22	4	0	3	18	12	3	1	3	11	10
6	FC MOTOWN 2	19	14	5	4	5	41	33	3	2	2	19	15	2	2	3	22	18
7	WESTCHESTER FLAMES	16	14	4	4	6	25	29	3	1	3	16	14	1	3	3	9	15
8	MORRIS ELITE SC	11	13	3	2	8	15	34	1	2	3	8	19	2	0	5	7	15
9	FA EURO NEW YORK	8	13	2	2	9	10	29	2	1	3	7	10	0	1	6	3	19
10	IRONBOUND SC	3	14	1	0	13	10	48	0	0	7	2	29	1	0	6	8	19

		USA USL League Two Girone J																
		TOTALE				CASA				FUORI								
		Pt	Pg	V	P	S	Gf	Gs	V	P	S	Gf	Gs	V	P	S	Gf	Gs
1	ASHEVILLE CITY SC	31	12	10	1	1	33	11	5	0	1	13	3	4	1	1	14	6
2	UNITED BANTAMS	31	12	10	1	1	27	8	5	1	0	12	4	5	0	1	15	4
3	EAST ATLANTA FC	20	12	6	2	4	19	15	3	2	1	10	5	3	0	3	9	10
4	TENNESSEE SC	13	12	3	4	5	14	16	2	1	3	9	9	1	3	2	5	7
5	DALTON RED WOLVES	13	12	4	1	7	18	14	2	0	4	7	6	2	1	3	11	8
6	SS ACADEMY KINGS	12	12	4	0	8	17	19	2	0	4	9	11	2	0	4	8	8
7	NORTH ALABAMA	1	12	0	1	11	4	54	0	1	5	3	25	0	0	6	1	29

		USA USL League Two Girone C																
		TOTALE				CASA				FUORI								
		Pt	Pg	V	P	S	Gf	Gs	V	P	S	Gf	Gs	V	P	S	Gf	Gs
1	OCEAN CITY NOR EAST	29	14	8	5	1	28	15	4	2	1	15	10	4	3	0	13	5
2	WEST CHESTER UNITED	28	14	8	4	2	37	21	4	1	2	17	12	4	3	0	20	9
3	READING UNITED	22	14	5	7	2	23	16	2	5	0	9	7	3	2	1	4	9
4	RC NEW JERSEY	17	14	4	5	5	20	17	2	2	3	9	7	2	3	2	11	10
5	PHILADELPHIA LONE STAR	14	14	3	2	9	21	33	3	1	3	14	15	0	1	6	7	18
6	FC LEHIGH VALLEY UTD	6	14	1	3	10	10	37	1	2	4	6	18	0	1	6	4	19

		USA USL League Two Girone K																
		TOTALE				CASA				FUORI								
		Pt	Pg	V	P	S	Gf	Gs	V	P	S	Gf	Gs	V	P	S	Gf	Gs
1	AHFC ROYALS	31	12	10	1	1	33	11	5	0	1	13	3	5	1	0	20	8
2	CORPUS CHRISTI FC	18	12	5	3	4	30	21	4	2	0	24	8	1	1	4	6	13
3	AC HOUSTON SUR	13	12	4	1	7	14	18	2	1	3	9	7	2	0	4	5	11
4	HOUSTON FC	12	12	3	3	6	13	21	1	3	2	6	7	2	0	4	7	14
5	ROUND ROCK SC	4	12	1	1	10	7	51	1	0	5	5	23	0	1	5	2	28

		USA USL League Two Girone D																
		TOTALE				CASA				FUORI								
		Pt	Pg	V	P	S	Gf	Gs	V	P	S	Gf	Gs	V	P	S	Gf	Gs
1	SEACOAST U PHANTOMS	34	14	11	1	2	34	18	4	1	2	16	13	7	0	0	18	5
2	W MASS PIONEERS	33	14	10	3	1	36	9	4	2	1	14	5	6	1	0	22	4
3	VERMONT GREEN FC	31	14	10	1	3	38	12	5	0	2	22	9	5	1	1	16	3
4	PATHFINDER NEW YORK	19	14	5	4	5	20	23	2	2	3	11	14	3	2	2	9	9
5	BOSTON BOLTS	15	14	3	6	5	21	20	3	1	3	15	10	0	5	2	6	10
6	BLACKWATER RUSH	15	14	4	3	7	22	29	2	2	3	8	13	2	1	4	14	16
7	AC CONNECTICUT	15	14	4	3	7	19	29	1	2	4	8	8	3	1	3	11	21
8	BLACK ROCK FC	13	14	3	4	7	12	18	1	2	4	6	9	2	2	3	6	9
9	BOSTON	1	14	0	1	13	8	52	0	1	6	3	26	0	0	7	5	26

		USA USL League Two Girone L																
		TOTALE				CASA				FUORI								
		Pt	Pg	V	P	S	Gf	Gs	V	P	S	Gf	Gs	V	P	S	Gf	Gs
1	TEXAS UNITED	32	12	10	2	0	72	5	5	1	0	38	3	5	1	0	34	2
2	RANGERS	26	12	8	2	2	42	7	4	1	1	25	3	4	1	1	17	4
3	LOUISIANA KREWE FC	19	12	6	1	5	26	15	3	0	3	17	6	3	1	2	9	9
4	MISSISSIPPI BRILLA	17	12	5	2	5	20	27	3	1	2	13	13	2	1	3	7	14
5	LA PARISH	6	12	2	0	10	10	33	1	0	5	4	19	1	0	5	6	14
6	BLUE GOOSE SC	4	12	1	1	10	4	87	0	1	5	2	31	1	0	5	2	56

		USA USL League Two Girone E																
		TOTALE				CASA				FUORI								
		Pt	Pg	V	P	S	Gf	Gs	V	P	S	Gf	Gs	V	P	S	Gf	Gs
1	NORTH CAROLINA F U23	32	14	10	2	2	32	12	3	2	2	10	7	7	0	0	22	5
2	CHARLOTTE EAGLES	30	14	9	3	2	38	21	5	0	2	21	12	4	3	0	17	9
3	FC CAROLINAS	19	14	5	4	5	25	22	1	3	3	9	12	4	1	2	16	10
4	WEST VIRGINIA	19	14	4	7	3	25	26	2	4	1	14	13	2	3	2	11	13
5	WAKE FC	18	14	5	3	6	27	25	2	2	3	11	12	3	1	3	16	13
6	TOBACCO ROAD FC	17	14	5	2	7	27	29	2	1	4	14	16	3	1	3	13	13
7	NORTH CAROLINA	17	14	5	2	7	23	29	3	0	4	15	15	2	2	3	8	14
8	CHARLOTTE IND 2	4	14	1	1	12	15	48	1	0	6	7	24	0	1	6	8	24

		USA USL League Two Girone M																
		TOTALE				CASA				FUORI								
		Pt	Pg	V	P	S	Gf	Gs	V	P	S	Gf	Gs	V	P	S	Gf	Gs
1	THE VILLAGES	24	11	7	3	1	22	7	3	2	1	15	6	4	1	0	7	1
2	NONA FC	23	11	7	2	2	26	7	3	1	1	13	2	4	1	1	13	5
3	FLORIDA ELITE SA	21	12	6	3	3	19	10	3	1	2	12	6	3	2	1	7	4
4	TAMPA BAY UNITED	11	10	3	2	5	14	13	1	1	3	6	4	2	1	2	8	9
5	BREVARD FIRE SC	10	11	3	1	7	16	31	2	0	4	12	14	1	1	3	4	17
6	SWAN CITY SC	4	11	1	1	9	8	37	0	1	4	4	11	1	0	5	4	26

		USA USL League Two Girone F																
		TOTALE				CASA				FUORI								
		Pt	Pg	V	P	S	Gf	Gs	V	P	S	Gf	Gs	V	P	S	Gf	Gs
1	THUNDER BAY CHILL SC	29	12	9	2	1	29	9	4	1	1	13	5	5	1	0	16	4
2	RKC SOCCER CLUB	25	12	8	1	3	35	20	4	0	2	20	11	4	1	1	15	9
3	MANITOBA	18	12	5	3	4	22	16	3	1	2	13	8	2	2	2	9	9

USA USL League Two Girone R

Pt	Pq	TOTALE			CASA			FUORI										
		V	P	S	Gf	Gs	V	P	S	Gf	Gs							
1	REDLANDS FC	26	12	8	2	22	13	4	2	0	12	4	4	0	2	10	9	
2	VENTURA COUNTY FUSION	12	8	1	3	33	14	6	0	0	22	3	2	1	3	11	11	
3	TUCSON	25	12	7	4	1	30	14	5	1	0	20	6	2	3	1	10	8
4	SOUTH CALIFORNIA SEA HORSES	11	7	1	7	19	21	3	1	2	11	8	1	0	5	8	13	
5	ARIZONA ARSENAL SC	8	12	2	2	8	14	28	1	1	4	7	9	1	1	4	7	19
6	CAPO FC	5	12	1	2	9	12	40	1	1	4	9	19	0	1	5	3	21

USA USL W League Girone I

Pt	Pq	TOTALE			CASA			FUORI										
		V	P	S	Gf	Gs	V	P	S	Gf	Gs							
1	SAN FRANCISCO GLENDALE	31	12	10	1	1	44	12	5	1	0	27	6	5	0	1	17	6
2	OAKLAND SOUL	30	12	10	0	2	37	13	6	0	0	21	5	4	0	2	16	8
3	CALIFORNIA STORM	28	12	9	1	2	46	12	5	0	1	26	4	4	1	1	20	8
4	SC STOCKTON	21	12	7	0	5	29	23	4	0	2	17	10	3	0	3	12	13
5	OLYMPIC CLUB	10	12	3	1	8	11	39	2	0	4	6	18	1	1	4	5	21
6	PLEASANTON RAGE	8	12	2	2	8	9	32	1	1	4	6	13	1	1	4	3	19
7	ACADEMICA	7	12	2	1	9	16	49	1	0	5	5	24	1	1	4	11	25
8	MARIN FC ALLIANCE	5	12	1	2	9	16	28	0	2	4	8	12	1	0	5	8	16

USA USL W League Girone A

Pt	Pq	TOTALE			CASA			FUORI										
		V	P	S	Gf	Gs	V	P	S	Gf	Gs							
1	FLINT CITY AFC	30	12	9	3	0	38	14	5	1	0	20	7	4	2	0	18	7
2	KALAMAZOO	19	12	5	4	3	23	19	3	3	0	15	9	2	1	3	8	10
3	DETROIT CITY FC	18	12	5	3	4	19	17	2	1	3	5	9	3	2	1	14	8
4	MIDWEST UNITED FC	17	12	5	2	5	15	16	2	2	2	10	8	3	0	3	5	8
5	AFC ANN ARBOR	14	12	4	2	6	14	31	3	0	3	7	15	1	2	3	7	16
6	CLEVELAND FORCE SC	3	12	1	0	11	7	19	0	0	6	2	9	1	0	5	5	10

USA USL W League Girone J

Pt	Pq	TOTALE			CASA			FUORI										
		V	P	S	Gf	Gs	V	P	S	Gf	Gs							
1	INDY ELEVEN	25	10	8	1	1	40	3	3	1	1	23	3	5	0	0	17	0
2	RACING LOUISVILLE	22	9	7	1	1	39	4	4	0	1	23	3	1	0	0	16	2
3	LINGTON SC	10	10	3	1	6	10	17	1	1	3	3	9	2	0	3	7	8
4	KINGS HAMMER FC	7	9	2	1	6	5	22	2	0	2	4	3	0	1	4	1	19
5	ST CHARLES FC	5	10	1	2	7	5	53	0	1	4	2	27	1	1	3	3	26

USA USL W League Girone B

Pt	Pq	TOTALE			CASA			FUORI										
		V	P	S	Gf	Gs	V	P	S	Gf	Gs							
1	MINNESOTA AURORA	36	12	12	0	0	60	4	6	0	0	38	2	6	0	0	22	2
2	CHICAGO	25	12	8	1	3	26	16	4	0	2	15	5	4	1	1	11	11
3	CHICAGO DUTCH LIONS	21	11	7	0	4	24	19	3	0	2	10	8	4	0	2	14	11
4	MILWAUKEE BAVARIAN	16	11	5	1	5	20	18	2	1	3	12	8	3	0	2	8	10
5	GREEN BAY GLORY	12	12	4	0	8	14	28	1	0	5	6	15	3	0	3	8	13
6	RKC SOCCER CLUB	9	12	3	0	9	11	45	1	0	5	5	19	2	0	4	6	26
7	ROCHESTER FC	3	12	1	0	11	6	31	0	0	6	4	14	1	0	5	2	17

Uzbekistan

Pt	Pq	TOTALE			CASA			FUORI										
		V	P	S	Gf	Gs	V	P	S	Gf	Gs							
1	PAKHTAKOR	53	26	16	5	5	41	25	7	3	3	21	14	9	2	2	20	11
2	FC NASAF	48	26	13	9	4	31	16	7	4	2	15	5	6	5	2	16	11
3	NAVBAHOR	47	26	14	5	7	44	19	9	2	2	24	5	5	3	5	20	14
4	ANGMK	46	26	13	7	6	43	34	7	2	4	27	21	6	5	2	16	13
5	FK NEFTCHI	45	26	11	12	3	33	18	6	6	1	14	7	5	6	2	19	11
6	SURKHON-2011	40	26	11	7	8	28	24	7	1	5	13	4	6	3	13	11	11
7	ANDIJON	40	26	12	4	10	27	25	7	2	4	16	11	5	2	6	11	14
8	BUNYODKOR	37	26	10	7	9	30	33	3	5	5	13	19	7	2	4	17	14
9	FC OLIMPIK	31	26	8	7	11	26	32	3	5	5	12	15	5	2	6	14	17
10	BEKABAD	30	26	8	6	12	26	35	5	4	4	15	14	3	2	8	11	21
11	SOGDIANA	27	26	7	6	13	29	38	4	3	6	14	17	3	3	7	15	21
12	QIZILQUM	25	26	6	7	13	22	33	5	3	5	17	14	1	4	8	5	19
13	TURON	16	26	3	7	16	16	41	2	4	7	8	17	1	3	9	8	24
14	BUXORO	15	26	4	3	19	12	35	2	2	9	7	18	2	1	10	5	17

USA USL W League Girone C

Pt	Pq	TOTALE			CASA			FUORI										
		V	P	S	Gf	Gs	V	P	S	Gf	Gs							
1	MORRIS ELITE SC	31	12	10	1	1	53	5	6	0	0	34	3	4	1	1	19	2
2	LONG ISLAND R. RIDERS	28	11	9	1	1	40	12	5	0	0	19	2	4	1	1	21	10
3	CEDAR STARS ACADEMY	26	11	8	2	1	28	14	4	2	0	11	5	4	0	1	17	9
4	FA EURO NEW YORK	17	11	5	2	4	24	19	2	1	2	14	13	3	1	2	10	5
5	MANHATTAN SC	11	11	3	2	6	13	25	1	1	4	8	16	2	1	2	5	9
6	WESTCHESTER FLAMES	6	11	2	0	9	7	39	0	0	6	1	22	2	0	3	6	17
7	PAISLEY ATHLETIC FC	5	11	0	5	6	28	0	2	3	3	12	0	3	3	3	16	16
8	AC CONNECTICUT	4	12	1	1	10	9	38	0	1	5	2	15	1	0	5	7	23

Uzbekistan B

Pt	Pq	TOTALE			CASA			FUORI										
		V	P	S	Gf	Gs	V	P	S	Gf	Gs							
1	LOKOMOTIV	48	20	15	3	2	40	11	8	2	0	20	2	7	1	2	20	9
2	DINAMO SAMARCANDA	41	20	11	8	1	35	11	7	3	0	23	5	4	5	1	12	6
3	KOKAND	40	20	11	7	2	43	22	6	3	1	20	12	5	4	1	23	10
4	MUBAREK	34	20	10	4	6	26	20	8	0	2	18	8	2	4	4	8	12
5	SHURTAN	26	20	7	5	8	29	25	6	2	2	20	11	1	3	6	9	14
6	XORAZM	22	20	5	7	8	16	19	2	5	3	8	7	3	2	5	8	12
7	UNIRED	18	20	4	6	10	24	34	4	3	3	16	16	0	3	7	8	18
8	NAVBAHOR II	18	20	5	3	12	21	32	4	2	4	14	14	1	1	8	7	18
9	GIJDUVON	16	20	4	4	12	21	52	3	3	4	13	20	1	1	8	8	32
10	FK ANDIJON-2	12	20	3	3	14	22	54	3	2	5	12	20	0	1	9	10	34
11	ARAL SAMALI	17	13	5	2	6	21	24	3	1	2	13	11	2	1	4	8	13

USA USL W League Girone D

Pt	Pq	TOTALE			CASA			FUORI										
		V	P	S	Gf	Gs	V	P	S	Gf	Gs							
1	EAGLE FC	33	11	11	0	0	36	7	5	0	0	18	4	6	0	0	18	3
2	CHRISTOS FC	24	11	8	0	3	39	14	5	0	1	23	6	3	0	2	16	8
3	MCLEAN SOCCER	15	10	5	0	5	42	15	4	0	2	33	6	1	0	3	9	9
4	NORTHERN VIRGINIA FC	15	10	5	0	5	20	24	4	0	1	14	5	1	0	4	6	19
5	VIRGINIA MARAUDERS	9	11	3	0	8	11	31	2	0	3	5	9	1	0	5	6	22
6	PATUXENT F. ATHLETIC	0	11	0	0	11	7	64	0	0	5	4	28	0	0	6	3	36

Venezuela

Pt	Pq	TOTALE			CASA			FUORI										
		V	P	S	Gf	Gs	V	P	S	Gf	Gs							
1	DEPORTIVO TACHIRA	64	28	19	7	2	47	17	10	4	0	25	5	9	3	2	22	12
2	PUERTO CABELLO	60	28	19	3	6	49	19	12	2	0	25	2	7	1	6	24	17
3	PORTUGUESA	46	28	13	7	8	32	26	6	2	6	15	13	7	5	2	17	13
4	CARACAS	45	28	10	15	3	44	27	5	9	0	26	14	5	6	3	18	13
5	CARABOBO	45	28	11	12	5	35	21	8	4	2	26	13	3	8	3	9	8
6	DEPORTIVO LA GUAIRA	39	28	9	12	7	37	33	6	7	1	22	14	3	5	6	15	19
7	ESTUDIANTES	11	8	3	2	3	14	13	1	0	2	3	5	2	2	1	11	8
8	METROPOLITANOS	39	28	11	6	11	37	37	7	3	4	22	16	4	3			

		Vietnam B																
		TOTALE				CASA				FUORI								
Pt	Pg	V	P	S	Gf	Gs	V	P	S	Gf	Gs	V	P	S	Gf	Gs		
1	QUANG NAM	37	18	11	4	3	40	15	9	0	0	26	5	2	4	3	14	10
2	PVF-CONG AN NHAN DAN	17	18	11	4	3	30	14	6	3	0	16	5	5	1	3	14	9
3	LONG AN	31	18	8	7	3	32	24	5	4	0	17	9	3	3	3	15	15
4	HOA BINH FC	24	18	5	9	4	17	15	3	5	1	9	6	2	4	3	8	9
5	BINH THUAN	23	18	7	2	9	23	44	4	0	5	12	22	3	2	4	11	22
6	HUDA HUE	21	18	5	6	7	19	19	5	3	1	16	4	0	3	6	3	15
7	PHU DONG	19	18	4	7	7	16	21	2	4	3	9	11	2	3	4	7	10
8	PHU THO	18	18	4	6	8	18	25	3	3	3	9	10	1	3	5	9	15
9	BINH PHUOC	16	18	4	4	10	23	30	3	3	3	12	11	1	1	7	11	19
10	BA RIA VUNG TAU	16	18	3	7	8	13	24	3	3	3	10	12	0	4	5	3	12

		Zambia A																
		TOTALE				CASA				FUORI								
Pt	Pg	V	P	S	Gf	Gs	V	P	S	Gf	Gs	V	P	S	Gf	Gs		
1	RED ARROWS	64	31	19	7	5	43	16	11	4	1	28	7	8	3	4	15	9
2	ZESCO UTD	55	31	14	13	4	41	27	9	6	1	25	13	5	7	3	16	14
3	POWER DYNAMOS	51	31	13	12	6	41	23	7	7	2	22	11	6	5	4	19	12
4	FC MUZA	49	30	13	10	7	35	27	8	3	3	17	13	5	7	4	18	14
5	NKWAZI	46	30	12	10	8	29	29	6	5	4	12	12	6	5	4	17	17
6	KABWE	45	31	12	9	10	29	25	7	5	4	16	11	5	4	6	13	14
7	ZANACO	42	31	9	15	7	27	28	5	9	2	15	10	4	6	5	12	18
8	GREEN EAGLES	41	31	11	8	12	34	37	5	5	6	19	20	6	3	6	15	17
9	NKANA	39	31	10	9	12	23	28	4	6	5	12	16	6	3	7	11	12
10	NAPSA STARS	38	31	9	11	11	23	26	8	5	2	15	7	1	6	9	8	19
11	FOREST RANGERS	38	31	8	14	9	29	33	7	6	2	14	8	1	8	7	15	25
12	MUFULIRA	37	31	9	10	12	29	31	6	5	4	18	13	3	5	8	11	18
13	GREEN BUFFALOES	37	31	9	10	12	29	34	8	7	1	20	9	1	3	11	9	25
14	MUTONDO STARS	36	31	10	6	15	28	31	8	0	7	20	14	2	6	8	8	17
15	KONKOLA BLADES	35	31	7	14	10	20	28	4	9	3	13	11	3	5	7	7	17
16	KANSANSHI	32	31	7	11	13	21	31	7	6	3	14	10	0	5	10	7	21
17	PRISON LEOPARDS	29	31	6	11	14	22	35	6	3	6	14	13	0	8	8	8	22
18	TRIDENT FC	24	31	4	12	15	24	38	1	5	9	13	22	3	7	6	11	16

		Zimbabwe A																
		TOTALE				CASA				FUORI								
Pt	Pg	V	P	S	Gf	Gs	V	P	S	Gf	Gs	V	P	S	Gf	Gs		
1	NGEZI PLATINUM	66	34	20	6	8	45	23	13	2	2	30	10	7	4	6	15	13
2	MANICA DIAMONDS	58	34	16	10	8	42	23	12	2	3	25	6	4	8	5	17	17
3	DYNAMOS HARARE	57	34	15	12	7	37	16	8	7	2	23	7	7	5	5	14	9
4	PLATINUM	55	34	15	10	9	37	29	8	5	4	21	14	7	5	5	16	15
5	HIGHLANDERS FC	55	34	14	13	7	24	22	9	7	1	15	7	5	6	6	9	15
6	HERENTALS	51	34	14	9	11	38	33	11	4	2	25	13	3	5	9	13	20
7	CHICKEN INN	49	34	11	16	7	35	26	7	7	3	18	11	4	9	4	17	15
8	CAPS UNITED	46	34	11	13	10	37	32	6	7	4	19	15	5	6	6	18	17
9	HWANGE COLLIERY	45	34	12	9	13	27	27	8	5	4	16	9	4	4	9	11	18
10	GREENFUEL	43	34	11	10	13	27	34	8	5	4	18	15	3	5	9	9	19
11	ZPC KARIBA	41	34	11	8	15	27	48	9	4	4	14	14	2	4	11	13	34
12	SIMBA BHORA	40	34	9	13	12	29	27	4	5	8	15	16	5	8	4	14	11
13	BULAWAYO CHIEFS	40	34	10	10	14	37	39	5	8	4	18	17	5	2	10	19	22
14	YADAH FC	40	34	12	4	18	35	46	8	1	8	22	18	4	3	10	13	28
15	BLACK RHINOS	38	34	9	11	14	27	37	5	7	5	18	18	4	4	9	9	19
16	TRIANGLE UNITED	35	34	6	17	11	24	36	6	7	4	14	15	0	10	7	10	21
17	SHEASHAM	35	34	7	14	13	23	36	4	10	3	13	14	3	4	10	10	22
18	CRANBORNE BULLETS	27	34	6	9	19	16	33	4	4	9	8	16	2	5	10	8	17